

**Consent-Treasurer**

**Commissioners Court-Regular Meeting**

**TO:** Montgomery County Commissioners Court

**FROM:** Melanie Bush, Treasurer

**DATE:** 05/21/2026

**SUBJECT:** Consider and approve the Quarterly Investment Report for the Quarter ending March 31, 2026.

---

---

**Attachments**

Quarterly Investment Report 2025-2026 Quarter 2

---

---



#2 903

MAY 21 2026  
**MELANIE K. BUSH**

**MONTGOMERY COUNTY TREASURER**

501 North Thompson, Suite 201, Conroe, Texas 77301

P.O. Box 1307, Conroe, Texas 77305

Phone: (936) 539-7844

Fax: (936) 760-6960

**FY 2025-2026 QUARTERLY INVESTMENT REPORT  
ENDING MARCH 31, 2026**

Pursuant to Government Code 2256.023 I, Melanie K. Bush, Montgomery County Treasurer and Investment Officer do hereby submit The Quarterly Investment Report to the Montgomery County Commissioner's Court for approval and for recording in the minutes of the Court and with the Montgomery County Clerk. The Investment Statements are reconciled monthly.


All investments are in compliance with both the Public Funds Investment Act and the Montgomery County Investment Policy. As determined by the Investment Committee, the investment strategy is passive, which maintains a liquid cash flow and safety of the investment as priorities.

The following documents contain a summary statement of each pooled fund group that states the beginning book value and the ending book value along with the fully accrued interest. For the purposes of Local Investment Pools and Certificates of Deposit, the market value and the book value approximate to the same value. The Montgomery County Investment Officer has no control or authority in the decisions of said Investment Pools as to how the investments are diversified. All banks follow the directive that all certificates of deposit shall be at a federally insured depository institution, and the full amount of the principal and accrued interest is insured by the United States.

Furthermore, The Investment Pools are in compliance with Government Code 2256.016 and specifically to the reporting requirements of sections(c) (1) and (2). The Certificates of Deposit are in compliance with Government Code 2256.010


I, Melanie K. Bush, County Treasurer of Montgomery County, Texas, who being fully sworn upon oath says that the within and foregoing report is true and correct to the best of her knowledge.


Filed and accompanying vouchers this, the 12<sup>th</sup> day of May, 2026.


  
\_\_\_\_\_  
Melanie K. Bush, Montgomery County Treasurer


**THE STATE OF TEXAS  
COUNTY OF MONTGOMERY  
AFFIDAVIT**


The Commissioners' Court of Montgomery County, TX hereby certifies that they have reviewed the Quarterly Investment Report as presented, hereby approve the report and request that it be filed with the official minutes of this meeting. In addition, the below signatures affirm that the Investment Report complies with statutes as referenced. Government Code 2256.023 and the affidavit states the ending quarterly balance of investments that are in the custody of the County Treasurer equals **\$129,088,701.09**.

  
\_\_\_\_\_  
County Judge, Mark Keough

  
\_\_\_\_\_  
Commissioner Pct. 1 – Robert Walker


  
\_\_\_\_\_  
Commissioner Pct. 2 – Charlie Riley


  
\_\_\_\_\_  
Commissioner Pct. 3 – M. Ritchey Wheeler

  
\_\_\_\_\_  
Commissioner Pct. 4 – Matt Gray

Subscribed and sworn to before me, the County Judge and the County Commissioners of Montgomery County, Texas, each respectively on this 21 day of May 20 26.

(Affix Notary Seal)



  
\_\_\_\_\_  
NOTARY PUBLIC STATE OF Texas  
My commission expires: September 24, 2027

**MONTGOMERY COUNTY QUARTERLY INVESTMENT REPORT  
QUARTER ENDING MARCH 31, 2026**



Montgomery County, TX  
Melanie K. Bush  
501 North Thompson Suite 201  
Conroe, TX 77301  
(936) 539-7844

**QUARTERLY INVESTMENT REPORT FOR PERIOD ENDING MARCH 31, 2026**

Submitted to: Commissioner's Court, Montgomery County  
Prepared by: Judy Wall, Chief Deputy Treasurer  
Prepared for: Melanie K. Bush, County Treasurer

This report is made in accordance with provisions of Govt. code 2256, The Public Funds Investment Act, amended effective September 1, 2011, which require quarterly reporting of investment transactions for county funds to the Commissioners Court. The investments held in Montgomery County's portfolio comply with the Public Funds Investment Act and with the County's Investment Policy and Strategies.

**CASH AVAILABILITY:**

Cash in our depository bank is kept at a minimum with excess funds being invested and matured to meet payroll and accounts payable requirements. A cash report is prepared Weekly and at the end of the month on the Woodforest Bank accounts. Below is the Average Daily Collected Balance in Woodforest National Bank, our depository bank, for the quarter January through March for the past two years.

	<b>Avg. Daily Coll. Balance 2025</b>	<b>Avg. Daily Coll. Balance 2026</b>
<b>January</b>	\$193,899,543.81	\$289,177,431.22
<b>February</b>	\$311,901,532.78	\$319,832,431.33
<b>March</b>	\$221,582,898.11	\$252,271,985.73

We have depository contracts with Woodforest National Bank. The contracts are for 05/12/2023 through 05/12/2027. Amegy Bank is the Depository for the Tax Assessor.

**MONTGOMERY COUNTY QUARTERLY INVESTMENT REPORT  
QUARTER ENDING MARCH 31, 2026**

**INVESTMENTS:**

	<b>Amt of Dollars Invested 2025</b>	<b>Amt of Dollars Invested 2026</b>
<b>January</b>	\$63,747,062.33	\$103,866,912.56
<b>February</b>	\$62,965,583.88	\$106,665,896.26
<b>March</b>	\$68,752,891.56	\$129,088,701.09

The amount currently invested as of 03/31/2026 is \$94,777,870.47. This includes interest posted for the month of March for the MCTX and MCTRA Portfolios.

**MCTX DIRECT INVESTMENTS:**

	<b>Book value</b>	<b>Maturity</b>
Federal Farm Credit Bank	\$2,498,919.75	01/25/27
City of Portland, Oregon	\$2,500,000.00	05/01/27
Palm Beach County, Florida	\$2,186,995.43	12/01/27
Federal Home Loan Bank	\$2,502,777.78	12/05/28
Federal Home Loan Mtg Corp	\$3,001,845.30	12/11/28
Federal Home Loan Mtg Corp	\$2,501,125.00	12/11/28
Federal Home Loan Mtg Corp	\$5,000,000.00	12/18/28
Federal Home Loan Mtg Corp	\$5,000,000.00	12/20/28
Federal Home Loan Mtg Corp	\$2,500,000.00	12/26/28
Federal Farm Credit Bank	\$4,001,250.00	01/05/29
Federal National Mortgage Assn.	\$2,500,000.00	01/08/29
Federal Home Loan Mtg Corp	\$2,500,000.00	01/09/26
Federal Home Loan Mtg Corp	\$4,004,355.56	01/16/29
Federal Agricultural Mtg Corp	\$2,500,000.00	01/22/29
Federal Agricultural Mtg Corp	\$3,997,817.21	01/22/29
Federal Home Loan Bank	\$2,000,645.83	02/06/29
Federal Home Loan Bank	\$2,500,807.29	02/06/29
Federal Home Loan Bank	\$5,000,000.00	02/20/29
Federal Home Loan Bank	\$2,500,000.00	03/05/29
Federal Home Loan Bank	\$5,000,000.00	03/16/29
Federal National Mortgage Assn.	\$2,500,000.00	03/23/29

**MONTGOMERY COUNTY QUARTERLY INVESTMENT REPORT**  
**QUARTER ENDING MARCH 31, 2026**

Federal National Mortgage Assn.	\$2,500,000.00	03/23/29
Federal Home Loan Bank	\$3,000,000.00	03/23/29
Federal National Mortgage Assn.	\$2,500,000.00	03/23/29
Federal National Mortgage Assn.	\$2,500,000.00	03/23/29
Federal National Mortgage Assn.	\$5,000,000.00	03/26/29
<b>Total MCTX Direct Investments - 03/2026:</b>	<b>\$82,196,539.15</b>	

**MCTRA - TRUST ACCOUNTS WITH REGIONS BANK:**

10000-5930-MCTRA-Reserve	\$0.01
10001-5952-2018 Debt Service	\$2,642,069.92
10002-5955-2018 Dsr Bond Proceeds	\$7,512,621.04
10003-5957-2018 Ops/Main	\$604,424.75
10004-5958-2018 Renew/Replace	\$660,944.58
10005-5959-2018 Reserve Fund	\$1,169,570.40
10006-5960-MCTRA-Project Enhancement	\$23,977,428.44
10007-5962-2018 Proj Sub Account	\$23,501.07
10008-5963-2018 Dsr Bond Proceeds	\$0.00

**Total MCTRA:** **\$36,590,560.21**

**Total Certificates of Deposit:** **\$0.00**

**Mutual Funds and Pool Accounts:** **\$6,301,601.73**

**Money Market Bank Accounts:** **\$4,000,000.00**

**Total MCTRA AND MCTX:** **\$129,088,701.09**

SAS 99 requires the auditor to identify and assess risk that may result in a misstatement due to fraud. The Treasurer, as the Chief Investment Officer, acknowledges that risks may occur. Risks may be associated with the selection of broker/dealers, diversification of investments and investment limitation. Through adherence to the Investment Policy and the Internal Controls listed in the policy, these risks are reduced. The Treasurer is actively reducing investment risk in several ways. Applications for broker/dealers are reviewed and selected by the Treasurer and the Investment Committee.

To reduce risk of diversification of investments and investment limitations, reports of investments purchased, prepared for Commissioners Court and audited by the Auditor's office. Lastly, to protect against potential fraud and embezzlement, the investments are secured through third party custody and safekeeping procedures. These programs and controls should mitigate the risk that may result in a misstatement due to fraud.



**MONTGOMERY COUNTY INVESTMENTS**  
**Portfolio Management**  
**Portfolio Summary**  
**January 31, 2026**

Montgomery County, TX  
 Melanie K. Bush  
 501 North Thompson Suite 201  
 Conroe, TX 77301  
 (936)539-7844

<b>Investments</b>	<b>Par Value</b>	<b>Market Value</b>	<b>Book Value</b>	<b>% of Portfolio</b>	<b>Term</b>	<b>Days to Maturity</b>	<b>YTM/C 360 Equiv.</b>	<b>YTM/C 365 Equiv.</b>
Federal Agency Coupon Securities	55,526,750.00	55,530,137.63	55,530,137.63	81.10	1,087	128	4.014	4.070
Municipal Bonds	4,770,000.00	4,678,694.97	4,678,694.97	6.83	663	554	9.290	9.419
Managed Pool Accounts	190,690.25	190,690.25	190,690.25	0.28	1	1	3.896	3.950
Mutual Funds	6,072,810.49	6,072,810.49	6,072,810.49	8.87	1	1	3.755	3.807
Money Market Accounts	2,000,000.00	2,000,000.00	2,000,000.00	2.92	183	66	3.916	3.970
<b>Investments</b>	<b>68,560,250.74</b>	<b>68,472,333.34</b>	<b>68,472,333.34</b>	<b>100.00%</b>	<b>932</b>	<b>144</b>	<b>4.349</b>	<b>4.409</b>

<b>Total Earnings</b>	<b>January 31 Month Ending</b>
Current Year	180,398.76
<b>Average Daily Balance</b>	<b>59,718,225.69</b>
<b>Effective Rate of Return</b>	<b>3.56%</b>

*Melanie K. Bush* 2/6/26  
 \_\_\_\_\_  
 MELANIE K. BUSH, COUNTY TREASURER

Reporting period 01/01/2026-01/31/2026

Run Date: 02/06/2026 - 11:53

No fiscal year history available

Portfolio MCTX  
 AC  
 PM (PRF\_PM1) 7.3.11  
 Report Ver. 7.3.11

**MONTGOMERY COUNTY INVESTMENTS**  
**Portfolio Management**  
**Portfolio Details - Investments**  
**January 31, 2026**

CUSIP	Investment #	Issuer	Average Balance	Purchase Date	Par Value	Market Value	Book Value	Stated Rate	YTM/C 360	YTM/C 365	Days to Maturity	Maturity Date
<b>Federal Agency Coupon Securities</b>												
31424W6X5	10145	Federal Agricultural Mtg Corp		01/22/2026	2,500,000.00	2,500,000.00	2,500,000.00	3.830	4.568	4.631	355	01/22/2029
31424W6X5	10146	Federal Agricultural Mtg Corp		01/22/2026	4,000,000.00	3,997,687.67	3,997,687.67	3.830	4.593	4.657	355	01/22/2029
3133EPX91	10102	Federal Farm Credit Bank		01/25/2024	2,500,000.00	2,498,699.30	2,498,699.30	4.125	4.125	4.182	358	01/25/2027
3133ETW86	10136	Federal Farm Credit Bank		12/15/2025	4,000,000.00	4,011,305.56	4,011,305.56	4.070	4.013	4.069	19	11/20/2028
3133ET6C6	10143	Federal Farm Credit Bank		01/08/2026	4,000,000.00	4,001,250.00	4,001,250.00	3.750	3.699	3.750	338	01/05/2029
3130ALGJ7	10090	Federal Home Loan Bank		04/24/2023	4,026,750.00	4,009,914.99	4,009,914.99	1.000	4.044	4.100	22	03/23/2026
3130B8SG8	10137	Federal Home Loan Bank		12/15/2025	2,500,000.00	2,502,777.78	2,502,777.78	4.000	3.945	4.000	32	12/05/2028
3134HB3M1	10134	Federal Home Loan Mtg Corp		11/05/2025	5,000,000.00	5,001,145.83	5,001,145.83	4.125	4.068	4.125	2	11/03/2028
3134HCGL7	10135	Federal Home Loan Mtg Corp		12/15/2025	3,000,000.00	3,001,875.94	3,001,875.94	4.050	3.988	4.043	130	12/11/2028
3134HCGL7	10138	Federal Home Loan Mtg Corp		12/15/2025	2,500,000.00	2,501,125.00	2,501,125.00	4.050	3.994	4.050	130	12/11/2028
3134HCKX6	10139	Federal Home Loan Mtg Corp		12/30/2025	5,000,000.00	5,000,000.00	5,000,000.00	4.000	3.946	4.000	45	12/18/2028
3134HCLS6	10140	Federal Home Loan Mtg Corp		12/24/2025	5,000,000.00	5,000,000.00	5,000,000.00	4.000	3.945	4.000	47	12/20/2028
3134HCMK2	10141	Federal Home Loan Mtg Corp		01/08/2026	2,500,000.00	2,500,000.00	2,500,000.00	3.950	3.896	3.950	53	12/26/2028
3134HCNV7	10144	Federal Home Loan Mtg Corp		01/16/2026	2,500,000.00	2,500,000.00	2,500,000.00	4.000	3.626	3.676	67	01/09/2029
3134HCPB9	10147	Federal Home Loan Mtg Corp		01/26/2026	4,000,000.00	4,004,355.56	4,004,355.56	3.920	3.866	3.920	165	01/16/2029
3136GCE27	10142	Federal National Mtg Assn		01/22/2026	2,500,000.00	2,500,000.00	2,500,000.00	3.970	3.916	3.970	66	01/08/2029
<b>Subtotal and Average</b>			<b>46,797,551.03</b>		<b>55,526,750.00</b>	<b>55,530,137.63</b>	<b>55,530,137.63</b>	<b>4.014</b>	<b>4.070</b>	<b>128</b>		
<b>Municipal Bonds</b>												
696543UH8	10129	Palm Beach County Florida		10/07/2025	2,270,000.00	2,178,694.97	2,178,694.97	1.350	15.774	15.993	668	12/01/2027
736740YU9	10132	City of Portland, OR		10/21/2025	2,500,000.00	2,500,000.00	2,500,000.00	3.689	3.638	3.689	454	05/01/2027
<b>Subtotal and Average</b>			<b>4,676,753.73</b>		<b>4,770,000.00</b>	<b>4,678,694.97</b>	<b>4,678,694.97</b>	<b>9.290</b>	<b>9.419</b>	<b>554</b>		
<b>Managed Pool Accounts</b>												
SYS10073	10073	TEXAS FIXED INCOME TRUST		12/29/2021	190,690.25	190,690.25	190,690.25	3.950	3.896	3.950	1	
<b>Subtotal and Average</b>			<b>190,070.50</b>		<b>190,690.25</b>	<b>190,690.25</b>	<b>190,690.25</b>	<b>3.896</b>	<b>3.950</b>	<b>1</b>		
<b>Mutual Funds</b>												
SYS10011	10011	TEXPOOL INVESTMENTS		09/01/2020	13,111.68	13,111.68	13,111.68	3.710	3.659	3.710	1	
SYS10012	10012	TEXPOOL INVESTMENTS		09/01/2020	685,598.55	685,598.55	685,598.55	3.710	3.659	3.710	1	
SYS10013	10013	TEXPOOL INVESTMENTS		09/01/2020	87,451.12	87,451.12	87,451.12	3.710	3.659	3.710	1	
SYS10028	10028	TEXAS CLASS		09/01/2020	48,419.46	48,419.46	48,419.46	3.855	3.802	3.855	1	
SYS10029	10029	TEXAS CLASS		09/01/2020	156,174.30	156,174.30	156,174.30	3.855	3.802	3.855	1	
SYS10030	10030	TEXAS CLASS		09/01/2020	98,719.08	98,719.08	98,719.08	3.855	3.802	3.855	1	
SYS10031	10031	TEXAS CLASS		09/01/2020	3,423,974.01	3,423,974.01	3,423,974.01	3.855	3.802	3.855	1	
SYS10032	10032	TEXAS CLASS		09/01/2020	162,398.33	162,398.33	162,398.33	3.855	3.802	3.855	1	
SYS10033	10033	TEXAS CLASS		09/01/2020	202,330.50	202,330.50	202,330.50	3.855	3.802	3.855	1	
SYS10049	10049	TEXAS CLASS		09/01/2020	2,494.39	2,494.39	2,494.39	3.855	3.802	3.855	1	

Portfolio MCTX  
AC  
PM (PRF\_PM2) 7.3.11

**MONTGOMERY COUNTY INVESTMENTS**  
**Portfolio Management**  
**Portfolio Details - Investments**  
**January 31, 2026**

CUSIP	Investment #	Issuer	Average Balance	Purchase Date	Par Value	Market Value	Book Value	Stated Rate	YTM/C 360	YTM/C 365	Days to Maturity	Maturity Date
<b>Mutual Funds</b>												
SYS10034	10034	TEXSTAR INVESTMENTS		09/01/2020	793,105.33	793,105.33	793,105.33	3.707	3.657	3.707	1	
SYS10036	10036	TEXSTAR INVESTMENTS		09/01/2020	399,033.74	399,033.74	399,033.74	3.707	3.657	3.707	1	
		<b>Subtotal and Average</b>	<b>6,053,850.43</b>		<b>6,072,810.49</b>	<b>6,072,810.49</b>	<b>6,072,810.49</b>	<b>3.755</b>	<b>3.807</b>		<b>1</b>	
<b>Money Market Accounts</b>												
SYS101310	10131	TEXAS FIXED INCOME TRUST		10/07/2025	2,000,000.00	2,000,000.00	2,000,000.00	3.970	3.916	3.970	66	04/08/2026
		<b>Subtotal and Average</b>	<b>2,000,000.00</b>		<b>2,000,000.00</b>	<b>2,000,000.00</b>	<b>2,000,000.00</b>	<b>3.916</b>	<b>3.970</b>		<b>66</b>	
		<b>Total and Average</b>	<b>59,718,225.69</b>		<b>68,560,250.74</b>	<b>68,472,333.34</b>	<b>68,472,333.34</b>	<b>4.349</b>	<b>4.409</b>		<b>144</b>	

**MONTGOMERY COUNTY INVESTMENTS**

**Portfolio Management**

**Portfolio Details - Cash**

**January 31, 2026**

CUSIP	Investment #	Issuer	Average Balance	Purchase Date	Par Value	Market Value	Book Value	Stated Rate	YTM/C 360	YTM/C 365	Days to Maturity
		Average Balance	0.00								0
		Total Cash and Investments	59,718,225.69		68,560,250.74	68,472,333.34	68,472,333.34		4.349	4.409	144



**MONTGOMERY COUNTY INVESTMENTS**  
**Portfolio Management**  
**Portfolio Summary**  
**February 28, 2026**

Montgomery County, TX  
 Melanie K. Bush  
 501 North Thompson Suite 201  
 Conroe, TX 77301  
 (936)539-7844

<b>Investments</b>	<b>Par Value</b>	<b>Market Value</b>	<b>Book Value</b>	<b>% of Portfolio</b>	<b>Term</b>	<b>Days to Maturity</b>	<b>YTM/C 360 Equiv.</b>	<b>YTM/C 365 Equiv.</b>
Federal Agency Coupon Securities	56,026,750.00	56,029,011.55	56,029,011.55	81.21	1,089	124	3.979	4.034
Municipal Bonds	4,770,000.00	4,682,845.20	4,682,845.20	6.79	663	526	9.295	9.425
Managed Pool Accounts	191,261.34	191,261.34	191,261.34	0.28	1	1	3.856	3.910
Mutual Funds	6,090,348.50	6,090,348.50	6,090,348.50	8.83	1	1	3.710	3.762
Money Market Accounts	2,000,000.00	2,000,000.00	2,000,000.00	2.90	183	38	3.916	3.970
	<b>69,078,359.84</b>	<b>68,993,466.59</b>	<b>68,993,466.59</b>	<b>100.00%</b>	<b>935</b>	<b>138</b>	<b>4.314</b>	<b>4.374</b>

**Total Earnings**                      **February 28 Month Ending**  
 Current Year                              209,199.18  
**Average Daily Balance**              **68,228,553.63**  
**Effective Rate of Return**              **4.00%**

*Melanie K. Bush*      3/11/26  
 \_\_\_\_\_  
 MELANIE K. BUSH, COUNTY TREASURER

Reporting period 02/01/2026-02/28/2026

Run Date: 03/13/2026 - 14:52

No fiscal year history available

Portfolio MCTX  
 AC  
 PM (PRF\_PM1) 7.3.11  
 Report Ver. 7.3.11

**MONTGOMERY COUNTY INVESTMENTS**  
**Portfolio Management**  
**Portfolio Details - Investments**  
**February 28, 2026**

CUSIP	Investment #	Issuer	Average Balance	Purchase Date	Par Value	Market Value	Book Value	Stated Rate	YTM/C 360	YTM/C 365	Days to Maturity	Maturity Date
<b>Federal Agency Coupon Securities</b>												
31424W6X5	10145	Federal Agricultural Mtg Corp		01/22/2026	2,500,000.00	2,500,000.00	2,500,000.00	3.830	4.568	4.631	327	01/22/2029
31424W6X5	10146	Federal Agricultural Mtg Corp		01/22/2026	4,000,000.00	3,997,752.44	3,997,752.44	3.830	4.593	4.657	327	01/22/2029
3133EPX91	10102	Federal Farm Credit Bank		01/25/2024	2,500,000.00	2,498,809.53	2,498,809.53	4.125	4.125	4.182	330	01/25/2027
3133ET6C6	10143	Federal Farm Credit Bank		01/08/2026	4,000,000.00	4,001,250.00	4,001,250.00	3.750	3.699	3.750	310	01/05/2029
3130ALGJ7	10090	Federal Home Loan Bank		04/24/2023	4,026,750.00	4,019,627.50	4,019,627.50	1.000	4.044	4.100	22	03/23/2026
3130B8SG8	10137	Federal Home Loan Bank		12/15/2025	2,500,000.00	2,502,777.78	2,502,777.78	4.000	3.945	4.000	4	12/05/2028
3130B9E71	10148	Federal Home Loan Bank		02/09/2026	2,000,000.00	2,000,645.83	2,000,645.83	3.875	3.822	3.875	158	02/06/2029
3130B9E71	10149	Federal Home Loan Bank		02/09/2026	2,500,000.00	2,500,807.29	2,500,807.29	3.875	3.822	3.875	158	02/06/2029
3130B9LV0	10150	Federal Home Loan Bank		02/20/2026	5,000,000.00	5,000,000.00	5,000,000.00	3.900	3.847	3.900	80	02/20/2029
3134HCGL7	10135	Federal Home Loan Mtg Corp		12/15/2025	3,000,000.00	3,001,860.62	3,001,860.62	4.050	3.988	4.043	102	12/11/2028
3134HCGL7	10138	Federal Home Loan Mtg Corp		12/15/2025	2,500,000.00	2,501,125.00	2,501,125.00	4.050	3.994	4.050	102	12/11/2028
3134HCKX6	10139	Federal Home Loan Mtg Corp		12/30/2025	5,000,000.00	5,000,000.00	5,000,000.00	4.000	3.946	4.000	17	12/18/2028
3134HCLS6	10140	Federal Home Loan Mtg Corp		12/24/2025	5,000,000.00	5,000,000.00	5,000,000.00	4.000	3.945	4.000	19	12/20/2028
3134HCMK2	10141	Federal Home Loan Mtg Corp		01/08/2026	2,500,000.00	2,500,000.00	2,500,000.00	3.950	3.896	3.950	25	12/26/2028
3134HCNV7	10144	Federal Home Loan Mtg Corp		01/16/2026	2,500,000.00	2,500,000.00	2,500,000.00	4.000	3.626	3.676	39	01/09/2029
3134HCPB9	10147	Federal Home Loan Mtg Corp		01/26/2026	4,000,000.00	4,004,355.56	4,004,355.56	3.920	3.866	3.920	137	01/16/2029
3136GCE27	10142	Federal National Mtg Assn		01/22/2026	2,500,000.00	2,500,000.00	2,500,000.00	3.970	3.916	3.970	38	01/08/2029
<b>Subtotal and Average</b>			<b>55,283,695.34</b>		<b>56,026,750.00</b>	<b>56,029,011.55</b>	<b>56,029,011.55</b>	<b>3.979</b>	<b>4.034</b>	<b>124</b>		
<b>Municipal Bonds</b>												
696543UH8	10129	Palm Beach County Florida		10/07/2025	2,270,000.00	2,182,845.20	2,182,845.20	1.350	15.774	15.993	640	12/01/2027
736740YU9	10132	City of Portland, OR		10/21/2025	2,500,000.00	2,500,000.00	2,500,000.00	3.689	3.638	3.689	426	05/01/2027
<b>Subtotal and Average</b>			<b>4,680,710.79</b>		<b>4,770,000.00</b>	<b>4,682,845.20</b>	<b>4,682,845.20</b>	<b>9.295</b>	<b>9.425</b>	<b>526</b>		
<b>Managed Pool Accounts</b>												
SYS10073	10073	TEXAS FIXED INCOME TRUST		12/29/2021	191,261.34	191,261.34	191,261.34	3.910	3.856	3.910	1	
<b>Subtotal and Average</b>			<b>190,710.65</b>		<b>191,261.34</b>	<b>191,261.34</b>	<b>191,261.34</b>	<b>3.856</b>	<b>3.910</b>	<b>1</b>		
<b>Mutual Funds</b>												
SYS10011	10011	TEXPOOL INVESTMENTS		09/01/2020	13,148.70	13,148.70	13,148.70	3.681	3.630	3.681	1	
SYS10012	10012	TEXPOOL INVESTMENTS		09/01/2020	687,534.29	687,534.29	687,534.29	3.681	3.630	3.681	1	
SYS10013	10013	TEXPOOL INVESTMENTS		09/01/2020	87,698.01	87,698.01	87,698.01	3.681	3.630	3.681	1	
SYS10028	10028	TEXAS CLASS		09/01/2020	48,560.85	48,560.85	48,560.85	3.802	3.750	3.802	1	
SYS10029	10029	TEXAS CLASS		09/01/2020	156,630.33	156,630.33	156,630.33	3.802	3.750	3.802	1	
SYS10030	10030	TEXAS CLASS		09/01/2020	99,007.34	99,007.34	99,007.34	3.802	3.750	3.802	1	
SYS10031	10031	TEXAS CLASS		09/01/2020	3,433,972.04	3,433,972.04	3,433,972.04	3.802	3.750	3.802	1	
SYS10032	10032	TEXAS CLASS		09/01/2020	162,872.53	162,872.53	162,872.53	3.802	3.750	3.802	1	
SYS10033	10033	TEXAS CLASS		09/01/2020	202,921.31	202,921.31	202,921.31	3.802	3.750	3.802	1	

**MONTGOMERY COUNTY INVESTMENTS**  
**Portfolio Management**  
**Portfolio Details - Investments**  
**February 28, 2026**

CUSIP	Investment #	Issuer	Average Balance	Purchase Date	Par Value	Market Value	Book Value	Stated Rate	YTM/C 360	YTM/C 365	Days to Maturity	Maturity Date
<b>Mutual Funds</b>												
SYS10049	10049	TEXAS CLASS		09/01/2020	2,501.67	2,501.67	2,501.67	3.802	3.750	3.802	1	
SYS10034	10034	TEXSTAR INVESTMENTS		09/01/2020	795,342.24	795,342.24	795,342.24	3.677	3.627	3.677	1	
SYS10036	10036	TEXSTAR INVESTMENTS		09/01/2020	400,159.19	400,159.19	400,159.19	3.677	3.627	3.677	1	
<b>Subtotal and Average</b>			<b>6,073,436.85</b>		<b>6,090,348.50</b>	<b>6,090,348.50</b>	<b>6,090,348.50</b>		<b>3.710</b>	<b>3.762</b>	<b>1</b>	
<b>Money Market Accounts</b>												
SYS101310	10131	TEXAS FIXED INCOME TRUST		10/07/2025	2,000,000.00	2,000,000.00	2,000,000.00	3.970	3.916	3.970	38	04/08/2026
<b>Subtotal and Average</b>			<b>2,000,000.00</b>		<b>2,000,000.00</b>	<b>2,000,000.00</b>	<b>2,000,000.00</b>		<b>3.916</b>	<b>3.970</b>	<b>38</b>	
<b>Total and Average</b>			<b>68,228,553.63</b>		<b>69,078,359.84</b>	<b>68,993,466.59</b>	<b>68,993,466.59</b>		<b>4.314</b>	<b>4.374</b>	<b>138</b>	

**MONTGOMERY COUNTY INVESTMENTS**  
**Portfolio Management**  
**Portfolio Details - Cash**  
**February 28, 2026**

CUSIP	Investment #	Issuer	Average Balance	Purchase Date	Par Value	Market Value	Book Value	Stated Rate	YTM/C 360	YTM/C 365	Days to Maturity
Average Balance			0.00								0
Total Cash and Investments			68,228,553.63		69,078,359.84	68,993,466.59	68,993,466.59	4.314	4.374		138



**MONTGOMERY COUNTY INVESTMENTS**  
**Portfolio Management**  
**Portfolio Summary**  
**March 31, 2026**

Montgomery County, TX  
 Melanie K. Bush  
 501 North Thompson Suite 201  
 Conroe, TX 77301  
 (936)539-7844

<b>Investments</b>	<b>Par Value</b>	<b>Market Value</b>	<b>Book Value</b>	<b>% of Portfolio</b>	<b>Term</b>	<b>Days to Maturity</b>	<b>YTM/C 360 Equiv.</b>	<b>YTM/C 365 Equiv.</b>
Federal Agency Coupon Securities	77,500,000.00	77,509,543.72	77,509,543.72	83.80	1,092	125	4.006	4.062
Municipal Bonds	4,770,000.00	4,686,995.43	4,686,995.43	5.07	663	495	9.301	9.430
Managed Pool Accounts	191,897.15	191,897.15	191,897.15	0.21	1	1	3.856	3.910
Mutual Funds	6,109,704.58	6,109,704.58	6,109,704.58	6.61	1	1	3.687	3.738
Money Market Accounts	4,000,000.00	4,000,000.00	4,000,000.00	4.32	273	176	3.856	3.910
<b>Investments</b>	<b>92,571,601.73</b>	<b>92,498,140.88</b>	<b>92,498,140.88</b>	<b>100.00%</b>	<b>961</b>	<b>138</b>	<b>4.246</b>	<b>4.305</b>

<b>Total Earnings</b>	<b>March 31 Month Ending</b>
Current Year	244,785.06
<b>Average Daily Balance</b>	<b>78,557,865.51</b>
<b>Effective Rate of Return</b>	<b>3.67%</b>

*Melanie K. Bush* 4/15/26  
 \_\_\_\_\_  
 MELANIE K. BUSH, COUNTY TREASURER

Reporting period 03/01/2026-03/31/2026

Run Date: 04/10/2026 - 16:26

No fiscal year history available

Portfolio MCTX  
 AC  
 PM (PRF\_PM1) 7.3.11  
 Report Ver. 7.3.11

**MONTGOMERY COUNTY INVESTMENTS**  
**Portfolio Management**  
**Portfolio Details - Investments**  
**March 31, 2026**

CUSIP	Investment #	Issuer	Average Balance	Purchase Date	Par Value	Market Value	Book Value	Stated Rate	YTM/C 360	YTM/C 365	Days to Maturity	Maturity Date
<b>Federal Agency Coupon Securities</b>												
31424W6X5	10145	Federal Agricultural Mtg Corp		01/22/2026	2,500,000.00	2,500,000.00	2,500,000.00	3.830	4.568	4.631	296	01/22/2029
31424W6X5	10146	Federal Agricultural Mtg Corp		01/22/2026	4,000,000.00	3,997,817.21	3,997,817.21	3.830	4.593	4.657	296	01/22/2029
3133EPX91	10102	Federal Farm Credit Bank		01/25/2024	2,500,000.00	2,498,919.75	2,498,919.75	4.125	4.125	4.182	299	01/25/2027
3133ET6C6	10143	Federal Farm Credit Bank		01/08/2026	4,000,000.00	4,001,250.00	4,001,250.00	3.750	3.699	3.750	279	01/05/2029
3130B8SG8	10137	Federal Home Loan Bank		12/15/2025	2,500,000.00	2,502,777.78	2,502,777.78	4.000	3.915	3.970	4	12/05/2028
3130B9E71	10148	Federal Home Loan Bank		02/09/2026	2,000,000.00	2,000,645.83	2,000,645.83	3.875	3.822	3.875	127	02/06/2029
3130B9E71	10149	Federal Home Loan Bank		02/09/2026	2,500,000.00	2,500,807.29	2,500,807.29	3.875	3.822	3.875	127	02/06/2029
3130B9LV0	10150	Federal Home Loan Bank		02/20/2026	5,000,000.00	5,000,000.00	5,000,000.00	3.900	3.847	3.900	49	02/20/2029
3130B9KT6	10151	Federal Home Loan Bank		03/05/2026	2,500,000.00	2,500,000.00	2,500,000.00	3.750	3.699	3.750	338	03/05/2029
3130B9TT7	10152	Federal Home Loan Bank		03/16/2026	5,000,000.00	5,000,000.00	5,000,000.00	4.050	3.995	4.050	76	03/16/2029
3130B9WB2	10156	Federal Home Loan Bank		03/23/2026	3,000,000.00	3,000,000.00	3,000,000.00	4.000	3.945	4.000	356	03/23/2029
3134HCGL7	10135	Federal Home Loan Mtg Corp		12/15/2025	3,000,000.00	3,001,845.30	3,001,845.30	4.050	3.988	4.043	71	12/11/2028
3134HCGL7	10138	Federal Home Loan Mtg Corp		12/15/2025	2,500,000.00	2,501,125.00	2,501,125.00	4.050	3.994	4.050	71	12/11/2028
3134HCKX6	10139	Federal Home Loan Mtg Corp		12/30/2025	5,000,000.00	5,000,000.00	5,000,000.00	4.000	3.914	3.969	17	12/18/2028
3134HCLS6	10140	Federal Home Loan Mtg Corp		12/24/2025	5,000,000.00	5,000,000.00	5,000,000.00	4.000	3.918	3.972	19	12/20/2028
3134HCMK2	10141	Federal Home Loan Mtg Corp		01/08/2026	2,500,000.00	2,500,000.00	2,500,000.00	3.950	3.896	3.950	25	12/26/2028
3134HCNV7	10144	Federal Home Loan Mtg Corp		01/16/2026	2,500,000.00	2,500,000.00	2,500,000.00	4.000	3.626	3.676	8	01/09/2029
3134HCPB9	10147	Federal Home Loan Mtg Corp		01/26/2026	4,000,000.00	4,004,355.56	4,004,355.56	3.920	3.866	3.920	106	01/16/2029
3136GCE27	10142	Federal National Mtg Assn		01/22/2026	2,500,000.00	2,500,000.00	2,500,000.00	3.970	3.916	3.970	7	01/08/2029
3136GCUT0	10154	Federal National Mtg Assn		03/23/2026	2,500,000.00	2,500,000.00	2,500,000.00	4.150	4.093	4.150	175	03/23/2029
3136GCUL7	10155	Federal National Mtg Assn		03/23/2026	2,500,000.00	2,500,000.00	2,500,000.00	4.200	4.142	4.200	83	03/23/2029
3136GCVG7	10157	Federal National Mtg Assn		03/26/2026	5,000,000.00	5,000,000.00	5,000,000.00	4.250	4.192	4.250	86	03/26/2029
3136GCWE1	10158	Federal National Mtg Assn		03/23/2026	2,500,000.00	2,500,000.00	2,500,000.00	4.400	4.340	4.400	83	03/23/2029
3136GCWF8	10159	Federal National Mtg Assn		03/23/2026	2,500,000.00	2,500,000.00	2,500,000.00	4.350	4.290	4.350	175	03/23/2029
<b>Subtotal and Average</b>			<b>64,364,750.13</b>		<b>77,500,000.00</b>	<b>77,509,543.72</b>	<b>77,509,543.72</b>	<b>4.006</b>	<b>4.062</b>	<b>4.062</b>	<b>125</b>	
<b>Municipal Bonds</b>												
696543UH8	10129	Palm Beach County Florida		10/07/2025	2,270,000.00	2,186,995.43	2,186,995.43	1.350	15.774	15.993	609	12/01/2027
736740YU9	10132	City of Portland, OR		10/21/2025	2,500,000.00	2,500,000.00	2,500,000.00	3.689	3.638	3.689	395	05/01/2027
<b>Subtotal and Average</b>			<b>4,685,054.19</b>		<b>4,770,000.00</b>	<b>4,686,995.43</b>	<b>4,686,995.43</b>	<b>9.301</b>	<b>9.430</b>	<b>9.430</b>	<b>495</b>	
<b>Managed Pool Accounts</b>												
SYS10073	10073	TEXAS FIXED INCOME TRUST		12/29/2021	191,897.15	191,897.15	191,897.15	3.910	3.856	3.910	1	
<b>Subtotal and Average</b>			<b>191,281.85</b>		<b>191,897.15</b>	<b>191,897.15</b>	<b>191,897.15</b>	<b>3.856</b>	<b>3.910</b>	<b>3.910</b>	<b>1</b>	
<b>Mutual Funds</b>												
SYS10011	10011	TEXPOOL INVESTMENTS		09/01/2020	13,189.69	13,189.69	13,189.69	3.672	3.622	3.672	1	
SYS10012	10012	TEXPOOL INVESTMENTS		09/01/2020	689,678.72	689,678.72	689,678.72	3.672	3.622	3.672	1	

**MONTGOMERY COUNTY INVESTMENTS**  
**Portfolio Management**  
**Portfolio Details - Investments**  
**March 31, 2026**

CUSIP	Investment #	Issuer	Average Balance	Purchase Date	Par Value	Market Value	Book Value	Stated Rate	YTM/C 360	YTM/C 365	Days to Maturity	Maturity Date
<b>Mutual Funds</b>												
SYS10013	10013	TEXPOOL INVESTMENTS		09/01/2020	87,971.56	87,971.56	87,971.56	3.672	3.622	3.672	1	
SYS10028	10028	TEXAS CLASS		09/01/2020	48,716.83	48,716.83	48,716.83	3.777	3.725	3.777	1	
SYS10029	10029	TEXAS CLASS		09/01/2020	157,133.43	157,133.43	157,133.43	3.776	3.724	3.776	1	
SYS10030	10030	TEXAS CLASS		09/01/2020	99,325.35	99,325.35	99,325.35	3.776	3.724	3.776	1	
SYS10031	10031	TEXAS CLASS		09/01/2020	3,445,002.04	3,445,002.04	3,445,002.04	3.776	3.724	3.776	1	
SYS10032	10032	TEXAS CLASS		09/01/2020	163,395.68	163,395.68	163,395.68	3.776	3.724	3.776	1	
SYS10033	10033	TEXAS CLASS		09/01/2020	203,573.10	203,573.10	203,573.10	3.776	3.724	3.776	1	
SYS10049	10049	TEXAS CLASS		09/01/2020	2,509.71	2,509.71	2,509.71	3.776	3.724	3.776	1	
SYS10034	10034	TEXSTAR INVESTMENTS		09/01/2020	797,808.46	797,808.46	797,808.46	3.651	3.601	3.651	1	
SYS10036	10036	TEXSTAR INVESTMENTS		09/01/2020	401,400.01	401,400.01	401,400.01	3.651	3.601	3.651	1	
<b>Subtotal and Average</b>			<b>6,090,972.89</b>		<b>6,109,704.58</b>	<b>6,109,704.58</b>	<b>6,109,704.58</b>	<b>3.687</b>	<b>3.738</b>	<b>3.687</b>	<b>1</b>	
<b>Money Market Accounts</b>												
SYS101310	10131	TEXAS FIXED INCOME TRUST		10/07/2025	2,000,000.00	2,000,000.00	2,000,000.00	3.970	3.916	3.970	7	04/08/2026
SYS10198	10153	TEXAS FIXED INCOME TRUST		03/13/2026	2,000,000.00	2,000,000.00	2,000,000.00	3.850	3.797	3.850	344	03/11/2027
<b>Subtotal and Average</b>			<b>3,225,806.45</b>		<b>4,000,000.00</b>	<b>4,000,000.00</b>	<b>4,000,000.00</b>	<b>3.856</b>	<b>3.910</b>	<b>3.856</b>	<b>176</b>	
<b>Total and Average</b>			<b>78,557,865.51</b>		<b>92,571,601.73</b>	<b>92,498,140.88</b>	<b>92,498,140.88</b>	<b>4.246</b>	<b>4.305</b>	<b>4.246</b>	<b>138</b>	

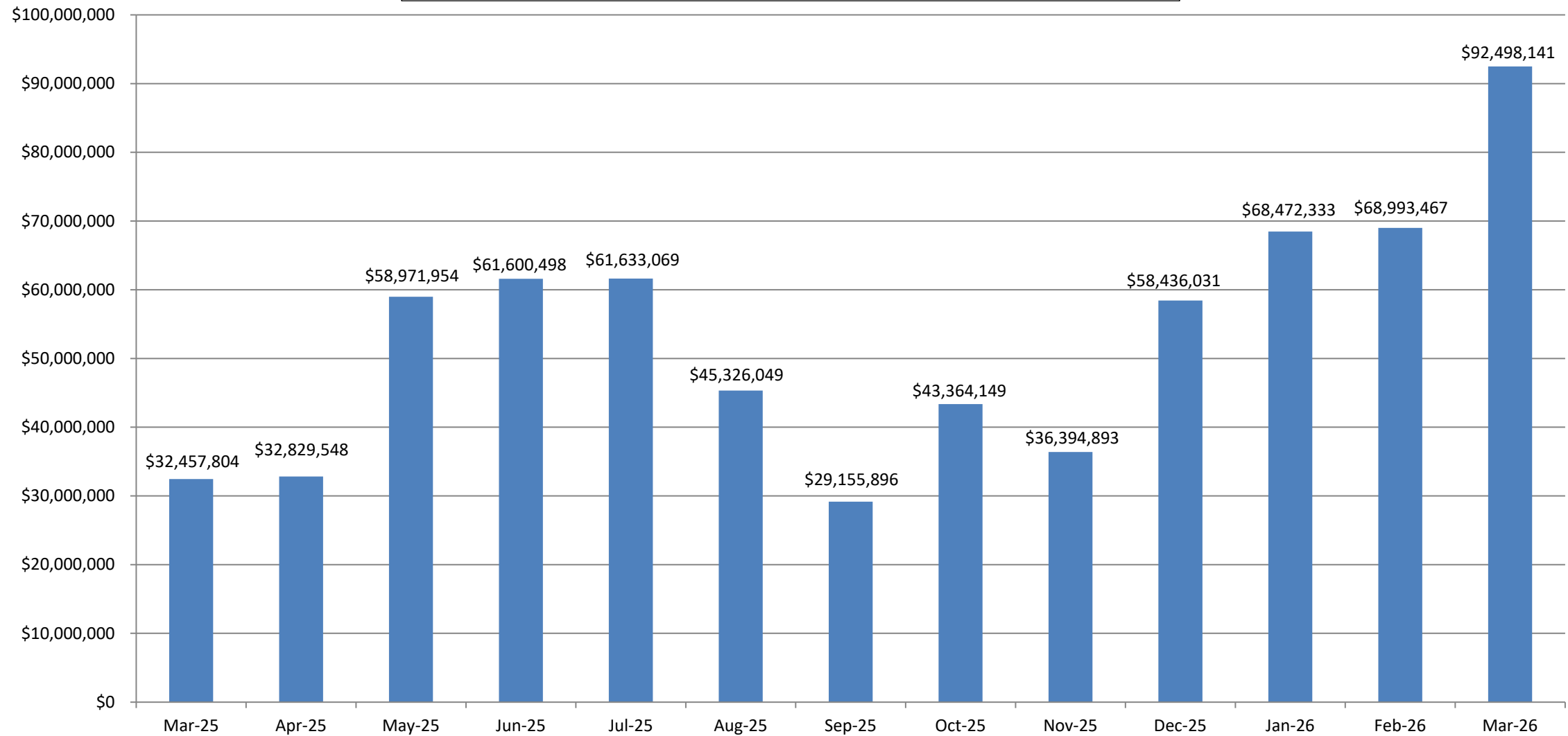
**MONTGOMERY COUNTY INVESTMENTS**  
**Portfolio Management**  
**Portfolio Details - Cash**  
**March 31, 2026**

CUSIP	Investment #	Issuer	Average Balance	Purchase Date	Par Value	Market Value	Book Value	Stated Rate	YTM/C 360	YTM/C 365	Days to Maturity
Average Balance			0.00								0
Total Cash and Investments			78,557,865.51		92,571,601.73	92,498,140.88	92,498,140.88		4.246	4.305	138



**MELANIE K. BUSH**  
**MONTGOMERY COUNTY TREASURER**  
501 North Thompson, Suite 201, Conroe, Texas 77301  
P.O. Box 1307, Conroe, Texas 77305

MCTX BOOK VALUE HISTORY – MARCH 2025: MARCH 2026





**MONTGOMERY COUNTY INVESTMENTS**  
**Fund 100 - General Fund**  
**Investments by Fund**  
**Fiscal Year 2025-2026**  
**Quarter Ending March 31, 2026**

Montgomery County, TX  
 Melanie K. Bush  
 501 North Thompson Suite 201  
 Conroe, TX 77301  
 (936)539-7844

CUSIP	Investment #	Issuer	Purchase Date	Book Value	Par Value	Market Value	Current Rate	YTM/C 360	YTM/C 365	Maturity Date	Days To Maturity
<b>Federal Agency Coupon Securities</b>											
31424W6X5	10145	Federal Agricultural Mtg Corp	01/22/2026	2,500,000.00	2,500,000.00	2,500,000.00	3.830	4.568	4.631	01/22/2029	1,027
31424W6X5	10146	Federal Agricultural Mtg Corp	01/22/2026	3,997,817.21	4,000,000.00	3,997,817.21	3.830	4.592	4.656	01/22/2029	1,027
3133EPX91	10102	Federal Farm Credit Bank	01/25/2024	2,498,919.75	2,500,000.00	2,498,919.75	4.125	4.124	4.181	01/25/2027	299
3133ET6C6	10143	Federal Farm Credit Bank	01/08/2026	4,001,250.00	4,000,000.00	4,001,250.00	3.750	3.698	3.749	01/05/2029	1,010
3130B8SG8	10137	Federal Home Loan Bank	12/15/2025	2,502,777.78	2,500,000.00	2,502,777.78	4.000	3.915	3.969	12/05/2028	979
3130B9E71	10148	Federal Home Loan Bank	02/09/2026	2,000,645.83	2,000,000.00	2,000,645.83	3.875	3.821	3.874	02/06/2029	1,042
3130B9E71	10149	Federal Home Loan Bank	02/09/2026	2,500,807.29	2,500,000.00	2,500,807.29	3.875	3.821	3.874	02/06/2029	1,042
3130B9LV0	10150	Federal Home Loan Bank	02/20/2026	5,000,000.00	5,000,000.00	5,000,000.00	3.900	3.846	3.900	02/20/2029	1,056
3130B9KT6	10151	Federal Home Loan Bank	03/05/2026	2,500,000.00	2,500,000.00	2,500,000.00	3.750	3.698	3.750	03/05/2029	1,069
3130B9TT7	10152	Federal Home Loan Bank	03/16/2026	5,000,000.00	5,000,000.00	5,000,000.00	4.050	3.994	4.050	03/16/2029	1,080
3130B9WB2	10156	Federal Home Loan Bank	03/23/2026	3,000,000.00	3,000,000.00	3,000,000.00	4.000	3.945	4.000	03/23/2029	1,087
3134HCGL7	10135	Federal Home Loan Mtg Corp	12/15/2025	3,001,845.30	3,000,000.00	3,001,845.30	4.050	3.987	4.043	12/11/2028	985
3134HCGL7	10138	Federal Home Loan Mtg Corp	12/15/2025	2,501,125.00	2,500,000.00	2,501,125.00	4.050	3.994	4.049	12/11/2028	985
3134HCKX6	10139	Federal Home Loan Mtg Corp	12/30/2025	5,000,000.00	5,000,000.00	5,000,000.00	4.000	3.914	3.968	12/18/2028	992
3134HCLS6	10140	Federal Home Loan Mtg Corp	12/24/2025	5,000,000.00	5,000,000.00	5,000,000.00	4.000	3.917	3.972	12/20/2028	994
3134HCMK2	10141	Federal Home Loan Mtg Corp	01/08/2026	2,500,000.00	2,500,000.00	2,500,000.00	3.950	3.895	3.950	12/26/2028	1,000
3134HCNV7	10144	Federal Home Loan Mtg Corp	01/16/2026	2,500,000.00	2,500,000.00	2,500,000.00	4.000	3.625	3.676	01/09/2029	1,014
3134HCPB9	10147	Federal Home Loan Mtg Corp	01/26/2026	4,004,355.56	4,000,000.00	4,004,355.56	3.920	3.865	3.919	01/16/2029	1,021
3136GCE27	10142	Federal National Mtg Assn	01/22/2026	2,500,000.00	2,500,000.00	2,500,000.00	3.970	3.916	3.970	01/08/2029	1,013
3136GCUT0	10154	Federal National Mtg Assn	03/23/2026	2,500,000.00	2,500,000.00	2,500,000.00	4.150	4.093	4.150	03/23/2029	1,087
3136GCUL7	10155	Federal National Mtg Assn	03/23/2026	2,500,000.00	2,500,000.00	2,500,000.00	4.200	4.142	4.200	03/23/2029	1,087
3136GCVG7	10157	Federal National Mtg Assn	03/26/2026	5,000,000.00	5,000,000.00	5,000,000.00	4.250	4.191	4.250	03/26/2029	1,090
3136GCWE1	10158	Federal National Mtg Assn	03/23/2026	2,500,000.00	2,500,000.00	2,500,000.00	4.400	4.339	4.400	03/23/2029	1,087
3136GCWF8	10159	Federal National Mtg Assn	03/23/2026	2,500,000.00	2,500,000.00	2,500,000.00	4.350	4.290	4.350	03/23/2029	1,087
<b>Subtotal and Average</b>				<b>77,509,543.72</b>	<b>77,500,000.00</b>	<b>77,509,543.72</b>	<b>4.006</b>	<b>4.062</b>		<b>1,013</b>	
<b>Municipal Bonds</b>											
696543UH8	10129	Palm Beach County Florida	10/07/2025	2,186,995.43	2,270,000.00	2,186,995.43	1.350	15.774	15.993	12/01/2027	609
736740YU9	10132	City of Portland, OR	10/21/2025	2,500,000.00	2,500,000.00	2,500,000.00	3.689	3.638	3.689	05/01/2027	395
<b>Subtotal and Average</b>				<b>4,686,995.43</b>	<b>4,770,000.00</b>	<b>4,686,995.43</b>	<b>9.301</b>	<b>9.430</b>		<b>494</b>	

**Fund 100 - General Fund  
Investments by Fund  
Fiscal Year 2025-2026  
Quarter Ending March 31, 2026**

CUSIP	Investment #	Issuer	Purchase Date	Book Value	Par Value	Market Value	Current Rate	YTM/C 360	YTM/C 365	Maturity Date	Days To Maturity
<b>Managed Pool Accounts</b>											
SYS10073	10073	TEXAS FIXED INCOME TRUST	12/29/2021	191,897.15	191,897.15	191,897.15	3.910	3.856	3.910		1
<b>Subtotal and Average</b>				<b>191,897.15</b>	<b>191,897.15</b>	<b>191,897.15</b>		<b>3.856</b>	<b>3.910</b>		<b>1</b>
<b>Mutual Funds</b>											
SYS10011	10011	TEXPOOL INVESTMENTS	09/01/2020	13,189.69	13,189.69	13,189.69	3.672	3.622	3.672		1
SYS10049	10049	TEXAS CLASS	09/01/2020	2,509.71	2,509.71	2,509.71	3.776	3.724	3.776		1
<b>Subtotal and Average</b>				<b>15,699.40</b>	<b>15,699.40</b>	<b>15,699.40</b>		<b>3.638</b>	<b>3.689</b>		<b>1</b>
<b>Money Market Accounts</b>											
SYS101310	10131	TEXAS FIXED INCOME TRUST	10/07/2025	2,000,000.00	2,000,000.00	2,000,000.00	3.970	3.915	3.970	04/08/2026	7
SYS10198	10153	TEXAS FIXED INCOME TRUST	03/13/2026	2,000,000.00	2,000,000.00	2,000,000.00	3.850	3.797	3.850	03/11/2027	344
<b>Subtotal and Average</b>				<b>4,000,000.00</b>	<b>4,000,000.00</b>	<b>4,000,000.00</b>		<b>3.856</b>	<b>3.910</b>		<b>175</b>
<b>Total Investments and Average</b>				<b>86,404,135.70</b>	<b>86,477,596.55</b>	<b>86,404,135.70</b>		<b>4.286</b>	<b>4.345</b>		<b>943</b>

**Fund 200 - Road & Bridge  
Investments by Fund  
Fiscal Year 2025-2026  
Quarter Ending March 31, 2026**

CUSIP	Investment #	Issuer	Purchase Date	Book Value	Par Value	Market Value	Current Rate	YTM/C 360	YTM/C 365	Maturity Days To Date Maturity
<b>Mutual Funds</b>										
SYS10036	10036	TEXSTAR INVESTMENTS	09/01/2020	401,400.01	401,400.01	401,400.01	3.651	3.601	3.651	1
<b>Subtotal and Average</b>				<b>401,400.01</b>	<b>401,400.01</b>	<b>401,400.01</b>		<b>3.601</b>	<b>3.651</b>	<b>1</b>
<b>Total Investments and Average</b>				<b>401,400.01</b>	<b>401,400.01</b>	<b>401,400.01</b>		<b>3.601</b>	<b>3.651</b>	<b>1</b>

**Fund 206 - CO. CLK. REC. MGMT & PRESERV.**  
**Investments by Fund**  
**Fiscal Year 2025-2026**  
**Quarter Ending March 31, 2026**

CUSIP	Investment #	Issuer	Purchase Date	Book Value	Par Value	Market Value	Current Rate	YTM/C 360	YTM/C 365	Maturity Days To Date Maturity
<b>Mutual Funds</b>										
SYS10031	10031	TEXAS CLASS	09/01/2020	3,445,002.04	3,445,002.04	3,445,002.04	3.776	3.724	3.776	1
<b>Subtotal and Average</b>				<b>3,445,002.04</b>	<b>3,445,002.04</b>	<b>3,445,002.04</b>		<b>3.724</b>	<b>3.776</b>	<b>1</b>
<b>Total Investments and Average</b>				<b>3,445,002.04</b>	<b>3,445,002.04</b>	<b>3,445,002.04</b>		<b>3.724</b>	<b>3.776</b>	<b>1</b>

**Fund 208 - DIST. CLK REC. MGMT & PRESERV**  
**Investments by Fund**  
**Fiscal Year 2025-2026**  
**Quarter Ending March 31, 2026**

CUSIP	Investment #	Issuer	Purchase Date	Book Value	Par Value	Market Value	Current Rate	YTM/C 360	YTM/C 365	Maturity Days To Date Maturity
<b>Mutual Funds</b>										
SYS10032	10032	TEXAS CLASS	09/01/2020	163,395.68	163,395.68	163,395.68	3.776	3.724	3.776	1
<b>Subtotal and Average</b>				<b>163,395.68</b>	<b>163,395.68</b>	<b>163,395.68</b>		<b>3.724</b>	<b>3.776</b>	<b>1</b>
<b>Total Investments and Average</b>				<b>163,395.68</b>	<b>163,395.68</b>	<b>163,395.68</b>		<b>3.724</b>	<b>3.776</b>	<b>1</b>

**Fund 209 - DC RECORDS PRESERV.  
Investments by Fund  
Fiscal Year 2025-2026  
Quarter Ending March 31, 2026**

CUSIP	Investment #	Issuer	Purchase Date	Book Value	Par Value	Market Value	Current Rate	YTM/C 360	YTM/C 365	Maturity Days To Date Maturity
<b>Mutual Funds</b>										
SYS10030	10030	TEXAS CLASS	09/01/2020	99,325.35	99,325.35	99,325.35	3.776	3.724	3.776	1
<b>Subtotal and Average</b>				<b>99,325.35</b>	<b>99,325.35</b>	<b>99,325.35</b>		<b>3.724</b>	<b>3.776</b>	<b>1</b>
<b>Total Investments and Average</b>				<b>99,325.35</b>	<b>99,325.35</b>	<b>99,325.35</b>		<b>3.724</b>	<b>3.776</b>	<b>1</b>

**Fund 210 - CNTY & DIST COURT DIG. PRESERV**  
**Investments by Fund**  
**Fiscal Year 2025-2026**  
**Quarter Ending March 31, 2026**

CUSIP	Investment #	Issuer	Purchase Date	Book Value	Par Value	Market Value	Current Rate	YTM/C 360	YTM/C 365	Maturity Days To Date Maturity
<b>Mutual Funds</b>										
SYS10033	10033	TEXAS CLASS	09/01/2020	203,573.10	203,573.10	203,573.10	3.776	3.724	3.776	1
<b>Subtotal and Average</b>				<b>203,573.10</b>	<b>203,573.10</b>	<b>203,573.10</b>		<b>3.724</b>	<b>3.776</b>	<b>1</b>
<b>Total Investments and Average</b>				<b>203,573.10</b>	<b>203,573.10</b>	<b>203,573.10</b>		<b>3.724</b>	<b>3.776</b>	<b>1</b>

**Fund 219 - Contracts Election Service  
Investments by Fund  
Fiscal Year 2025-2026  
Quarter Ending March 31, 2026**

CUSIP	Investment #	Issuer	Purchase Date	Book Value	Par Value	Market Value	Current Rate	YTM/C 360	YTM/C 365	Maturity Days To Date Maturity
<b>Mutual Funds</b>										
SYS10013	10013	TEXPOOL INVESTMENTS	09/01/2020	87,971.56	87,971.56	87,971.56	3.672	3.622	3.672	1
<b>Subtotal and Average</b>				<b>87,971.56</b>	<b>87,971.56</b>	<b>87,971.56</b>		<b>3.622</b>	<b>3.672</b>	<b>1</b>
<b>Total Investments and Average</b>				<b>87,971.56</b>	<b>87,971.56</b>	<b>87,971.56</b>		<b>3.622</b>	<b>3.672</b>	<b>1</b>

**Fund 220 - GRANT  
Investments by Fund  
Fiscal Year 2025-2026  
Quarter Ending March 31, 2026**

CUSIP	Investment #	Issuer	Purchase Date	Book Value	Par Value	Market Value	Current Rate	YTM/C 360	YTM/C 365	Maturity Days To Date Maturity
<b>Mutual Funds</b>										
SYS10034	10034	TEXSTAR INVESTMENTS	09/01/2020	797,808.46	797,808.46	797,808.46	3.651	3.601	3.651	1
<b>Subtotal and Average</b>				<b>797,808.46</b>	<b>797,808.46</b>	<b>797,808.46</b>		<b>3.601</b>	<b>3.651</b>	<b>1</b>
<b>Total Investments and Average</b>				<b>797,808.46</b>	<b>797,808.46</b>	<b>797,808.46</b>		<b>3.601</b>	<b>3.651</b>	<b>1</b>

**Fund 300 - Debt Service  
Investments by Fund  
Fiscal Year 2025-2026  
Quarter Ending March 31, 2026**

CUSIP	Investment #	Issuer	Purchase Date	Book Value	Par Value	Market Value	Current Rate	YTM/C 360	YTM/C 365	Maturity Days To Date Maturity
<b>Mutual Funds</b>										
SYS10012	10012	TEXPOOL INVESTMENTS	09/01/2020	689,678.72	689,678.72	689,678.72	3.672	3.622	3.672	1
SYS10028	10028	TEXAS CLASS	09/01/2020	48,716.83	48,716.83	48,716.83	3.777	3.724	3.776	1
<b>Subtotal and Average</b>				<b>738,395.55</b>	<b>738,395.55</b>	<b>738,395.55</b>		<b>3.629</b>	<b>3.679</b>	<b>1</b>
<b>Total Investments and Average</b>				<b>738,395.55</b>	<b>738,395.55</b>	<b>738,395.55</b>		<b>3.629</b>	<b>3.679</b>	<b>1</b>

**Fund 401 - CP REV. TOLL BONDS 2010**  
**Investments by Fund**  
**Fiscal Year 2025-2026**  
**Quarter Ending March 31, 2026**

CUSIP	Investment #	Issuer	Purchase Date	Book Value	Par Value	Market Value	Current Rate	YTM/C 360	YTM/C 365	Maturity Days To Date Maturity
<b>Mutual Funds</b>										
SYS10029	10029	TEXAS CLASS	09/01/2020	157,133.43	157,133.43	157,133.43	3.776	3.724	3.776	1
<b>Subtotal and Average</b>				<b>157,133.43</b>	<b>157,133.43</b>	<b>157,133.43</b>		<b>3.724</b>	<b>3.776</b>	<b>1</b>
<b>Total Investments and Average</b>				<b>157,133.43</b>	<b>157,133.43</b>	<b>157,133.43</b>		<b>3.724</b>	<b>3.776</b>	<b>1</b>



**MONTGOMERY CO TOLL ROAD  
Portfolio Management  
Portfolio Summary  
January 31, 2026**

Montgomery County, TX  
Melanie K. Bush  
501 North Thompson Suite 201  
Conroe, TX 77301  
(936)539-7844

<b>Investments</b>	<b>Par Value</b>	<b>Market Value</b>	<b>Book Value</b>	<b>% of Portfolio</b>	<b>Term</b>	<b>Days to Maturity</b>	<b>YTM 360 Equiv.</b>	<b>YTM 365 Equiv.</b>
Money Market Accounts	35,394,579.22	35,394,579.22	35,394,579.22	100.00	1	1	0.000	0.000
<b>Investments</b>	<b>35,394,579.22</b>	<b>35,394,579.22</b>	<b>35,394,579.22</b>	<b>100.00%</b>	<b>1</b>	<b>1</b>	<b>0.000</b>	<b>0.000</b>

<b>Total Earnings</b>	<b>January 31 Month Ending</b>
Current Year	110,181.15
<b>Average Daily Balance</b>	<b>35,825,806.74</b>
<b>Effective Rate of Return</b>	<b>3.62%</b>

*Melanie K. Bush* 2/6/26  
 \_\_\_\_\_  
 MELANIE K. BUSH, COUNTY TREASURER

Reporting period 01/01/2026-01/31/2026

Run Date: 02/05/2026 - 13:27

No fiscal year history available

Portfolio MTRA  
CC  
PM (PRF\_PM1) 7.3.11  
Report Ver. 7.3.11

**MONTGOMERY CO TOLL ROAD**  
**Portfolio Management**  
**Portfolio Details - Investments**  
**January 31, 2026**

CUSIP	Investment #	Issuer	Average Balance	Purchase Date	Par Value	Market Value	Book Value	Stated Rate	YTM 360	YTM 365	Days to Maturity	Maturity Date
<b>Money Market Accounts</b>												
192826105	10000	FIDELITY		09/01/2020	213.47	213.47	213.47		0.000	0.000	1	
192826105	10001	FIDELITY		09/01/2020	3,171,263.33	3,171,263.33	3,171,263.33		0.000	0.000	1	
192826105	10002	FIDELITY		09/01/2020	7,470,088.52	7,470,088.52	7,470,088.52		0.000	0.000	1	
192826105	10003	FIDELITY		09/01/2020	601,002.81	601,002.81	601,002.81		0.000	0.000	1	
192826105	10004	FIDELITY		09/01/2020	657,202.66	657,202.66	657,202.66		0.000	0.000	1	
192826105	10005	FIDELITY		09/01/2020	1,162,948.90	1,162,948.90	1,162,948.90		0.000	0.000	1	
192826105	10006	FIDELITY		09/01/2020	22,308,491.51	22,308,491.51	22,308,491.51		0.000	0.000	1	
192826105	10007	FIDELITY		09/01/2020	23,368.02	23,368.02	23,368.02		0.000	0.000	1	
192826105	10008	FIDELITY		09/01/2020	0.00	0.00	0.00		0.000	0.000	1	
		<b>Subtotal and Average</b>	<b>35,825,806.74</b>		<b>35,394,579.22</b>	<b>35,394,579.22</b>	<b>35,394,579.22</b>		<b>0.000</b>	<b>0.000</b>	<b>1</b>	
<b>GIC/GAC</b>												
GIC007725	10010	CITIGROUP GLOBAL MARKETS INC		09/01/2020	0.00	0.00	0.00		0.000	0.000	1	
		<b>Subtotal and Average</b>	<b>0.00</b>		<b>0.00</b>	<b>0.00</b>	<b>0.00</b>		<b>0.000</b>	<b>0.000</b>	<b>0</b>	
		<b>Total and Average</b>	<b>35,825,806.74</b>		<b>35,394,579.22</b>	<b>35,394,579.22</b>	<b>35,394,579.22</b>		<b>0.000</b>	<b>0.000</b>	<b>1</b>	



**MONTGOMERY CO TOLL ROAD  
Portfolio Management  
Portfolio Summary  
February 28, 2026**

Montgomery County, TX  
Melanie K. Bush  
501 North Thompson Suite 201  
Conroe, TX 77301  
(936)539-7844

<b>Investments</b>	<b>Par Value</b>	<b>Market Value</b>	<b>Book Value</b>	<b>% of Portfolio</b>	<b>Term</b>	<b>Days to Maturity</b>	<b>YTM 360 Equiv.</b>	<b>YTM 365 Equiv.</b>
Money Market Accounts	37,672,429.67	37,672,429.67	37,672,429.67	100.00	1	1	0.000	0.000
<b>Investments</b>	<b>37,672,429.67</b>	<b>37,672,429.67</b>	<b>37,672,429.67</b>	<b>100.00%</b>	<b>1</b>	<b>1</b>	<b>0.000</b>	<b>0.000</b>

<b>Total Earnings</b>	<b>February 28 Month Ending</b>
Current Year	108,053.44
<b>Average Daily Balance</b>	<b>35,072,703.51</b>
<b>Effective Rate of Return</b>	<b>4.02%</b>

*Melanie K. Bush*      *3/17/26*  
 \_\_\_\_\_  
 MELANIE K. BUSH, COUNTY TREASURER

**MONTGOMERY CO TOLL ROAD**  
**Portfolio Management**  
**Portfolio Details - Investments**  
**February 28, 2026**

CUSIP	Investment #	Issuer	Average Balance	Purchase Date	Par Value	Market Value	Book Value	Stated Rate	YTM 360	YTM 365	Days to Maturity	Maturity Date
<b>Money Market Accounts</b>												
192826105	10000	FIDELITY		09/01/2020	3,728,536.15	3,728,536.15	3,728,536.15		0.000	0.000	1	
192826105	10001	FIDELITY		09/01/2020	3,180,799.19	3,180,799.19	3,180,799.19		0.000	0.000	1	
192826105	10002	FIDELITY		09/01/2020	7,492,550.00	7,492,550.00	7,492,550.00		0.000	0.000	1	
192826105	10003	FIDELITY		09/01/2020	602,809.94	602,809.94	602,809.94		0.000	0.000	1	
192826105	10004	FIDELITY		09/01/2020	659,178.77	659,178.77	659,178.77		0.000	0.000	1	
192826105	10005	FIDELITY		09/01/2020	1,166,445.72	1,166,445.72	1,166,445.72		0.000	0.000	1	
192826105	10006	FIDELITY		09/01/2020	20,818,671.62	20,818,671.62	20,818,671.62		0.000	0.000	1	
192826105	10007	FIDELITY		09/01/2020	23,438.28	23,438.28	23,438.28		0.000	0.000	1	
192826105	10008	FIDELITY		09/01/2020	0.00	0.00	0.00		0.000	0.000	1	
		<b>Subtotal and Average</b>	<b>35,072,703.51</b>		<b>37,672,429.67</b>	<b>37,672,429.67</b>	<b>37,672,429.67</b>		<b>0.000</b>	<b>0.000</b>	<b>1</b>	
<b>GIC/GAC</b>												
GIC007725	10010	CITIGROUP GLOBAL MARKETS INC		09/01/2020	0.00	0.00	0.00		0.000	0.000	1	
		<b>Subtotal and Average</b>	<b>0.00</b>		<b>0.00</b>	<b>0.00</b>	<b>0.00</b>		<b>0.000</b>	<b>0.000</b>	<b>0</b>	
		<b>Total and Average</b>	<b>35,072,703.51</b>		<b>37,672,429.67</b>	<b>37,672,429.67</b>	<b>37,672,429.67</b>		<b>0.000</b>	<b>0.000</b>	<b>1</b>	



**MONTGOMERY CO TOLL ROAD  
Portfolio Management  
Portfolio Summary  
March 31, 2026**

Montgomery County, TX  
Melanie K. Bush  
501 North Thompson Suite 201  
Conroe, TX 77301  
(936)539-7844

<b>Investments</b>	<b>Par Value</b>	<b>Market Value</b>	<b>Book Value</b>	<b>% of Portfolio</b>	<b>Term</b>	<b>Days to Maturity</b>	<b>YTM 360 Equiv.</b>	<b>YTM 365 Equiv.</b>
Money Market Accounts	36,590,560.21	36,590,560.21	36,590,560.21	100.00	1	1	0.000	0.000
<b>Investments</b>	<b>36,590,560.21</b>	<b>36,590,560.21</b>	<b>36,590,560.21</b>	<b>100.00%</b>	<b>1</b>	<b>1</b>	<b>0.000</b>	<b>0.000</b>

<b>Total Earnings</b>	<b>March 31</b>	<b>Month Ending</b>
Current Year		93,519.76
<b>Average Daily Balance</b>		<b>36,443,317.48</b>
<b>Effective Rate of Return</b>		<b>3.02%</b>

*Melanie K. Bush*      *4/10/26*  
 \_\_\_\_\_  
 MELANIE K. BUSH, COUNTY TREASURER

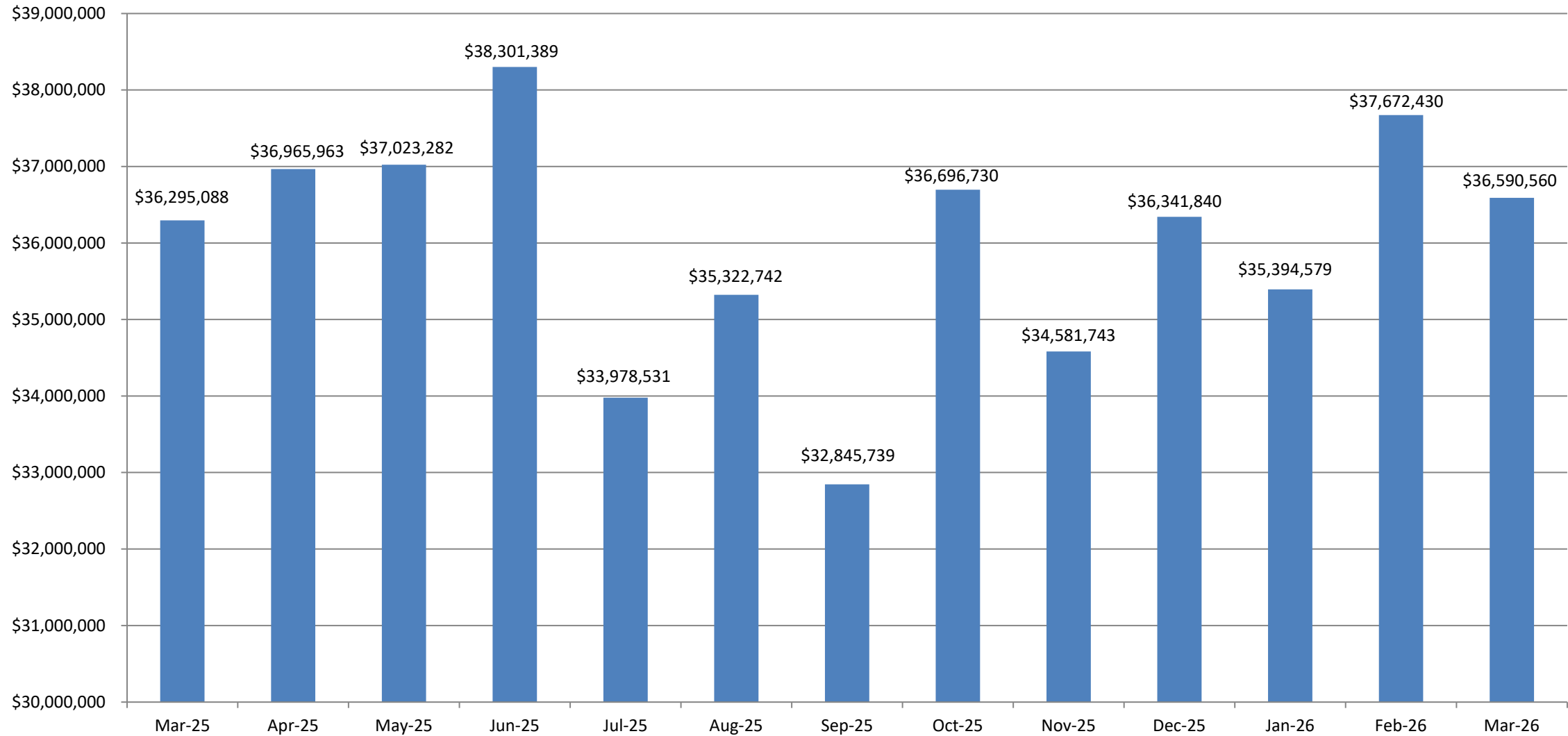
**MONTGOMERY CO TOLL ROAD**  
**Portfolio Management**  
**Portfolio Details - Investments**  
**March 31, 2026**

CUSIP	Investment #	Issuer	Average Balance	Purchase Date	Par Value	Market Value	Book Value	Stated Rate	YTM 360	YTM 365	Days to Maturity	Maturity Date
<b>Money Market Accounts</b>												
192826105	10000	FIDELITY		09/01/2020	0.01	0.01	0.01		0.000	0.000	1	
192826105	10001	FIDELITY		09/01/2020	2,642,069.92	2,642,069.92	2,642,069.92		0.000	0.000	1	
192826105	10002	FIDELITY		09/01/2020	7,512,621.04	7,512,621.04	7,512,621.04		0.000	0.000	1	
192826105	10003	FIDELITY		09/01/2020	604,424.75	604,424.75	604,424.75		0.000	0.000	1	
192826105	10004	FIDELITY		09/01/2020	660,944.58	660,944.58	660,944.58		0.000	0.000	1	
192826105	10005	FIDELITY		09/01/2020	1,169,570.40	1,169,570.40	1,169,570.40		0.000	0.000	1	
192826105	10006	FIDELITY		09/01/2020	23,977,428.44	23,977,428.44	23,977,428.44		0.000	0.000	1	
192826105	10007	FIDELITY		09/01/2020	23,501.07	23,501.07	23,501.07		0.000	0.000	1	
192826105	10008	FIDELITY		09/01/2020	0.00	0.00	0.00		0.000	0.000	1	
		<b>Subtotal and Average</b>	<b>36,443,317.48</b>		<b>36,590,560.21</b>	<b>36,590,560.21</b>	<b>36,590,560.21</b>		<b>0.000</b>	<b>0.000</b>	<b>1</b>	
<b>GIC/GAC</b>												
GIC007725	10010	CITIGROUP GLOBAL MARKETS INC		09/01/2020	0.00	0.00	0.00		0.000	0.000	1	
		<b>Subtotal and Average</b>	<b>0.00</b>		<b>0.00</b>	<b>0.00</b>	<b>0.00</b>		<b>0.000</b>	<b>0.000</b>	<b>0</b>	
		<b>Total and Average</b>	<b>36,443,317.48</b>		<b>36,590,560.21</b>	<b>36,590,560.21</b>	<b>36,590,560.21</b>		<b>0.000</b>	<b>0.000</b>	<b>1</b>	



**MELANIE K. BUSH**  
**MONTGOMERY COUNTY TREASURER**  
501 North Thompson, Suite 201, Conroe, Texas 77301  
P.O. Box 1307, Conroe, Texas 77305

MCTRA BOOK VALUE HISTORY – MARCH 2025: MARCH 2026





**MONTGOMERY CO TOLL ROAD**  
**Fund 105400 - 2018 PROJECT \*5962**  
**Investments by Fund**  
**Fiscal Year 2025-2026**  
**Quarter Ending March 31, 2026**

Montgomery County, TX  
 Melanie K. Bush  
 501 North Thompson Suite 201  
 Conroe, TX 77301  
 (936)539-7844

CUSIP	Investment #	Issuer	Purchase Date	Book Value	Par Value	Market Value	Current Rate	YTM 360	YTM 365	Maturity Days To Date Maturity
<b>Money Market Accounts</b>										
192826105	10007	FIDELITY	09/01/2020	23,501.07	23,501.07	23,501.07				1
<b>Subtotal and Average</b>				<b>23,501.07</b>	<b>23,501.07</b>	<b>23,501.07</b>	<b>0.000</b>	<b>0.000</b>		<b>1</b>
<b>Total Investments and Average</b>				<b>23,501.07</b>	<b>23,501.07</b>	<b>23,501.07</b>	<b>0.000</b>	<b>0.000</b>		<b>1</b>

**Fund 105401 - RENEW/REPL \*5959**  
**Investments by Fund**  
**Fiscal Year 2025-2026**  
**Quarter Ending March 31, 2026**

CUSIP	Investment #	Issuer	Purchase Date	Book Value	Par Value	Market Value	Current Rate	YTM 360	YTM 365	Maturity Days To Date Maturity
<b>Money Market Accounts</b>										
192826105	10005	FIDELITY	09/01/2020	1,169,570.40	1,169,570.40	1,169,570.40				1
<b>Subtotal and Average</b>				<b>1,169,570.40</b>	<b>1,169,570.40</b>	<b>1,169,570.40</b>	<b>0.000</b>	<b>0.000</b>		<b>1</b>
<b>Total Investments and Average</b>				<b>1,169,570.40</b>	<b>1,169,570.40</b>	<b>1,169,570.40</b>	<b>0.000</b>	<b>0.000</b>		<b>1</b>

**Fund 105402 - 2018 DEBT SERVICE \*5952**  
**Investments by Fund**  
**Fiscal Year 2025-2026**  
**Quarter Ending March 31, 2026**

CUSIP	Investment #	Issuer	Purchase Date	Book Value	Par Value	Market Value	Current Rate	YTM 360	YTM 365	Maturity Days To Date Maturity
<b>Money Market Accounts</b>										
192826105	10001	FIDELITY	09/01/2020	2,642,069.92	2,642,069.92	2,642,069.92				1
<b>Subtotal and Average</b>				<b>2,642,069.92</b>	<b>2,642,069.92</b>	<b>2,642,069.92</b>		<b>0.000</b>	<b>0.000</b>	<b>1</b>
<b>Total Investments and Average</b>				<b>2,642,069.92</b>	<b>2,642,069.92</b>	<b>2,642,069.92</b>		<b>0.000</b>	<b>0.000</b>	<b>1</b>

**Fund 105403 - 2018 DSR BOND \*5955**  
**Investments by Fund**  
**Fiscal Year 2025-2026**  
**Quarter Ending March 31, 2026**

CUSIP	Investment #	Issuer	Purchase Date	Book Value	Par Value	Market Value	Current Rate	YTM 360	YTM 365	Maturity Days To Date Maturity
<b>Money Market Accounts</b>										
192826105	10002	FIDELITY	09/01/2020	7,512,621.04	7,512,621.04	7,512,621.04				1
<b>Subtotal and Average</b>				<b>7,512,621.04</b>	<b>7,512,621.04</b>	<b>7,512,621.04</b>		<b>0.000</b>	<b>0.000</b>	<b>1</b>
<b>Total Investments and Average</b>				<b>7,512,621.04</b>	<b>7,512,621.04</b>	<b>7,512,621.04</b>		<b>0.000</b>	<b>0.000</b>	<b>1</b>

**Fund 105404 - 2018 CAP INT \*5963**  
**Investments by Fund**  
**Fiscal Year 2025-2026**  
**Quarter Ending March 31, 2026**

CUSIP	Investment #	Issuer	Purchase Date	Book Value	Par Value	Market Value	Current Rate	YTM 360	YTM 365	Maturity Days To Date Maturity
<b>Money Market Accounts</b>										
192826105	10008	FIDELITY	09/01/2020	0.00	0.00	0.00				1
<b>Subtotal and Average</b>				<b>0.00</b>	<b>0.00</b>	<b>0.00</b>		<b>0.000</b>	<b>0.000</b>	<b>0</b>
<b>GIC/GAC</b>										
GIC007725	10010	CITIGROUP GLOBAL MARKETS INC	09/01/2020	0.00	0.00	0.00				1
<b>Subtotal and Average</b>				<b>0.00</b>	<b>0.00</b>	<b>0.00</b>		<b>0.000</b>	<b>0.000</b>	<b>0</b>
<b>Total Investments and Average</b>				<b>0.00</b>	<b>0.00</b>	<b>0.00</b>		<b>0.000</b>	<b>0.000</b>	<b>0</b>

**Fund 105406 - RENEW/REPLACE \*5958**

**Investments by Fund**

**Fiscal Year 2025-2026**

**Quarter Ending March 31, 2026**

CUSIP	Investment #	Issuer	Purchase Date	Book Value	Par Value	Market Value	Current Rate	YTM 360	YTM 365	Maturity Days To Date Maturity
<b>Money Market Accounts</b>										
192826105	10004	FIDELITY	09/01/2020	660,944.58	660,944.58	660,944.58				1
<b>Subtotal and Average</b>				<b>660,944.58</b>	<b>660,944.58</b>	<b>660,944.58</b>	<b>0.000</b>	<b>0.000</b>		<b>1</b>
<b>Total Investments and Average</b>				<b>660,944.58</b>	<b>660,944.58</b>	<b>660,944.58</b>	<b>0.000</b>	<b>0.000</b>		<b>1</b>

**Fund 105409 - PROJECT ENHACE \*5960**

**Investments by Fund**

**Fiscal Year 2025-2026**

**Quarter Ending March 31, 2026**

CUSIP	Investment #	Issuer	Purchase Date	Book Value	Par Value	Market Value	Current Rate	YTM 360	YTM 365	Maturity Days To Date Maturity
<b>Money Market Accounts</b>										
192826105	10006	FIDELITY	09/01/2020	23,977,428.44	23,977,428.44	23,977,428.44				1
<b>Subtotal and Average</b>				<b>23,977,428.44</b>	<b>23,977,428.44</b>	<b>23,977,428.44</b>	<b>0.000</b>	<b>0.000</b>		<b>1</b>
<b>Total Investments and Average</b>				<b>23,977,428.44</b>	<b>23,977,428.44</b>	<b>23,977,428.44</b>	<b>0.000</b>	<b>0.000</b>		<b>1</b>

**Fund 105410 - REVENUE FUND \*5930**  
**Investments by Fund**  
**Fiscal Year 2025-2026**  
**Quarter Ending March 31, 2026**

CUSIP	Investment #	Issuer	Purchase Date	Book Value	Par Value	Market Value	Current Rate	YTM 360	YTM 365	Maturity Days To Date Maturity
<b>Money Market Accounts</b>										
192826105	10000	FIDELITY	09/01/2020	0.01	0.01	0.01				1
<b>Subtotal and Average</b>				<b>0.01</b>	<b>0.01</b>	<b>0.01</b>		<b>0.000</b>	<b>0.000</b>	<b>1</b>
<b>Total Investments and Average</b>				<b>0.01</b>	<b>0.01</b>	<b>0.01</b>		<b>0.000</b>	<b>0.000</b>	<b>1</b>

**Fund 105411 - OPS & MAINT RESERVE \*5957**  
**Investments by Fund**  
**Fiscal Year 2025-2026**  
**Quarter Ending March 31, 2026**

CUSIP	Investment #	Issuer	Purchase Date	Book Value	Par Value	Market Value	Current Rate	YTM 360	YTM 365	Maturity Days To Date Maturity
<b>Money Market Accounts</b>										
192826105	10003	FIDELITY	09/01/2020	604,424.75	604,424.75	604,424.75				1
<b>Subtotal and Average</b>				<b>604,424.75</b>	<b>604,424.75</b>	<b>604,424.75</b>	<b>0.000</b>	<b>0.000</b>		<b>1</b>
<b>Total Investments and Average</b>				<b>604,424.75</b>	<b>604,424.75</b>	<b>604,424.75</b>	<b>0.000</b>	<b>0.000</b>		<b>1</b>