

**Commissioners Court-Regular Meeting**

**TO:** Montgomery County Commissioners Court  
**FROM:** Melanie Bush, Treasurer  
**DATE:** 07/29/2025  
**SUBJECT:** Consider and approve the Quarterly Investment Report for the Quarter ending June 30, 2025.

**Attachments**

Quarterly Investment Report 2024-2025 Quarter 3



#2 902  
JUL 29 2025

**MELANIE K. BUSH**  
**MONTGOMERY COUNTY TREASURER**

501 North Thompson, Suite 201, Conroe, Texas 77301  
P.O. Box 1307, Conroe, Texas 77305  
Phone: (936) 539-7844  
Fax: (936) 760-6960

**FY 2024-2025 QUARTERLY INVESTMENT REPORT**  
**ENDING JUNE 30, 2025**

Pursuant to Government Code 2256.023 I, Melanie K. Bush, Montgomery County Treasurer and Investment Officer do hereby submit The Quarterly Investment Report to the Montgomery County Commissioner's Court for approval and for recording in the minutes of the Court and with the Montgomery County Clerk. The Investment Statements are reconciled monthly.


All investments are in compliance with both the Public Funds Investment Act and the Montgomery County Investment Policy. As determined by the Investment Committee, the investment strategy is passive, which maintains a liquid cash flow and safety of the investment as priorities.

The following documents contain a summary statement of each pooled fund group that states the beginning book value and the ending book value along with the fully accrued interest. For the purposes of Local Investment Pools and Certificates of Deposit, the market value and the book value approximate to the same value. The Montgomery County Investment Officer has no control or authority in the decisions of said Investment Pools as to how the investments are diversified. All banks follow the directive that all certificates of deposit shall be at a federally insured depository institution and the full amount of the principal and accrued interest is insured by the United States.

Furthermore, The Investment Pools are in compliance with Government Code 2256.016 and specifically to the reporting requirements of sections(c) (1) and (2). The Certificates of Deposit are in compliance with Government Code 2256.010


I, Melanie K. Bush, County Treasurer of Montgomery County, Texas, who being fully sworn upon oath says that the within and foregoing report is true and correct to the best of her knowledge.

Filed and accompanying vouchers this, the 21<sup>st</sup> day of July, 2025.


  
\_\_\_\_\_  
Melanie K. Bush, Montgomery County Treasurer


**THE STATE OF TEXAS**  
**COUNTY OF MONTGOMERY**  
**AFFIDAVIT**

The Commissioners' Court of Montgomery County, TX hereby certifies that they have reviewed the Quarterly Investment Report as presented, hereby approve the report and request that it be filed with the official minutes of this meeting. In addition, the below signatures affirm that the Investment Report complies with statutes as referenced. Government Code 2256.023 and the affidavit states the ending quarterly balance of investments that are in the custody of the County Treasurer equals \$380,815,594.18.

  
\_\_\_\_\_  
County Judge, Mark Keough


  
\_\_\_\_\_  
Commissioner Pct. 1 – Robert Walker

  
\_\_\_\_\_  
Commissioner Pct. 2 – Charlie Riley


  
\_\_\_\_\_  
Commissioner Pct. 3 – M. Ritchey Wheeler

  
\_\_\_\_\_  
Commissioner Pct. 4 – Matt Gray

Subscribed and sworn to before me, the County Judge and the County Commissioners of Montgomery County, Texas, each respectively on this 29 day of July, 2025.



(Affix Notary Seal)

  
\_\_\_\_\_  
NOTARY PUBLIC STATE OF Texas  
My commission expires: September 24, 2027

MONTGOMERY COUNTY QUARTERLY INVESTMENT REPORT  
QUARTER ENDING JUNE 30, 2025



Montgomery County, TX  
Melanie K. Bush  
501 North Thompson Suite 201  
Conroe, TX 77301  
(936) 539-7844

QUARTERLY INVESTMENT REPORT FOR PERIOD ENDING JUNE 30, 2025

Submitted to: Commissioner's Court, Montgomery County  
Prepared by: Judy Wall, Chief Deputy Treasurer  
Prepared for: Melanie K. Bush, County Treasurer

This report is made in accordance with provisions of Govt. code 2256, The Public Funds Investment Act, amended effective September 1, 2011, which require quarterly reporting of investment transactions for county funds to the Commissioners Court. The investments held in Montgomery County's portfolio comply with the Public Funds Investment Act and with the County's Investment Policy and Strategies.

CASH AVAILABILITY:

Cash in our depository bank is kept at a minimum with excess funds being invested and matured to meet payroll and accounts payable requirements. A cash report is prepared Weekly and at the end of the month on the Woodforest Bank accounts. Average Daily Collected Balance in Woodforest National Bank, our depository bank, for the quarter April through June for the past two years.

	Avg. Daily Coll. Balance 2024	Avg. Daily Coll. Balance 2025
APRIL	\$246,399,653.71	\$199,787,924.95
MAY	\$204,889,744.08	\$177,940,144.76
JUNE	\$197,139,767.19	\$144,474,687.57

We have depository contracts with Woodforest National Bank. The contracts are for 05/12/2023 through 05/12/2027. Amegy Bank is the Depository for the Tax Assessor.

MONTGOMERY COUNTY QUARTERLY INVESTMENT REPORT  
QUARTER ENDING JUNE 30, 2025

INVESTMENTS:

	Amt of Dollars Invested 2024	Amt of Dollars Invested 2025
APRIL	\$154,882,313.97	\$68,752,891.56
MAY	\$156,371,970.49	\$95,995,236.14
JUNE	\$149,205,504.20	\$99,901,886.96

The amount currently invested as of 06/30/2025 is \$68,752,891.56. This includes interest posted for the month of June 2025 for MCTX and MCTRA accounts.

DIRECT INVESTMENTS MUNI BONDS:

	Book value	Maturity
Federal Home Loan Bank	\$3,941,927.46	03/23/26
Federal Home Loan Bank	\$2,501,725.31	08/28/26
Federal Farm Credit Bank	\$2,497,927.69	01/25/27
Federal Home Loan Mtg Corp	\$10,000,000.00	03/13/28
Federal Home Loan Bank	\$7,840,000.00	04/17/28
Federal Home Loan Mtg Corp	\$10,000,000.00	05/05/28
Federal Home Loan Bank	\$6,190,000.00	05/08/28
Federal Home Loan Bank	\$5,000,000.00	05/15/28
Federal Home Loan Bank	\$7,516,822.92	06/05/28
<b>Total Direct Investments - June 2025</b>		<b>\$55,488,403.38</b>

MCTRA - TRUST ACCOUNTS WITH REGIONS BANK:

2018 DSR BOND PROCEEDS (5955 - 10002)	\$7,299,498.15
2018 PROJ SUB ACCOUNT (5962 - 10007)	\$22,834.38
2018 DSR BOND PROCEEDS (5963 - 10008)	\$0.00

**MONTGOMERY COUNTY QUARTERLY INVESTMENT REPORT**  
**QUARTER ENDING JUNE 30, 2025**

2018 OPS/MAIN (5957 - 10003)	\$587,278.04
2018 RESERVE FUND (5959 - 10005)	\$1,136,391.27
2018 Debt Service (5952 - 10001)	\$3,213,302.15
MCTRA -RESERVE (5930 - 10000)	\$1,973,583.55
MCTRA PROJ. ENH (5960 - 10006)	\$23,426,306.69
2018 RENEW/REPLACE (5958 - 10004)	\$642,194.50

<b>Total MCTRA:</b>	<b>\$38,301,388.73</b>
<b>Total Certificates of Deposit:</b>	<b>\$0.00</b>
<b>Mutual Funds and Pool Accounts:</b>	<b>\$6,112,094.85</b>
<b>Money Market Bank Accounts:</b>	<b>\$0.00</b>
 <b>Direct Inves. Mutual Funds, MCTRA, Bank MM and CD's:</b>	 <b>\$99,901,886.96</b>

SAS 99 requires the auditor to identify and assess risk that may result in a misstatement due to fraud. The Treasurer, as the Chief Investment Officer, acknowledges that risks may occur. Risks may be associated with the selection of broker/dealers, diversification of investments and investment limitation. Through adherence to the Investment Policy and the Internal Controls listed in the policy, these risks are reduced. The Treasurer is actively reducing investment risk in several ways. Applications for broker/dealers are reviewed and selected by the Treasurer and the Investment Committee.

To reduce risk of diversification of investments and investment limitations, reports of investments purchased, prepared for Commissioners Court and audited by the Auditor's office. Lastly, to protect against potential fraud and embezzlement, the investments are secured through third party custody and safekeeping procedures. These programs and controls should mitigate the risk that may result in a misstatement due to fraud.



MONTGOMERY COUNTY INVESTMENTS  
Portfolio Management  
Portfolio Summary  
April 30, 2025

Montgomery County, TX  
Melanie K. Bush  
501 North Thompson Suite 201  
Conroe, TX 77301  
(936)539-7844

Investments	Par Value	Market Value	Book Value	% of Portfolio	Term	Days to Maturity	YTM/C 360 Equiv.	YTM/C 365 Equiv.
Federal Agency Coupon Securities	26,866,750.00	26,761,920.94	26,761,920.94	81.52	1,036	112	4.573	4.636
Managed Pool Accounts	184,522.52	184,522.52	184,522.52	0.56	1	1	4.478	4.540
Mutual Funds	5,883,104.41	5,883,104.41	5,883,104.41	17.92	1	1	4.342	4.402
Investments	32,934,376.93	32,829,547.87	32,829,547.87	100.00%	844	92	4.531	4.594

Total Earnings April 30 Month Ending

Current Year 95,585.51

Average Daily Balance 31,474,946.30

Effective Rate of Return 3.69%

  
MELANIE K. BUSH, COUNTY TREASURER



MONTGOMERY COUNTY INVESTMENTS  
Portfolio Management  
Portfolio Details - Investments  
April 30, 2025

CUSIP	Investment #	Issuer	Average Balance	Purchase Date	Par Value	Market Value	Book Value	Stated Rate	YTM/C 360	YTM/C 365	Days to Maturity	Maturity Date
Federal Agency Coupon Securities												
3133EPX91	10102	Federal Farm Credit Bank		01/25/2024	2,500,000.00	2,497,707.23	2,497,707.23	4.125	4.125	4.182	634	01/25/2027
3130ALGJ7	10090	Federal Home Loan Bank		04/24/2023	4,026,750.00	3,922,502.45	3,922,502.45	1.000	4.673	4.738	22	03/23/2026
3130B5CS5	10114	Federal Home Loan Bank		03/04/2025	2,500,000.00	2,501,711.26	2,501,711.26	4.375	4.318	4.378	119	08/28/2026
3130B5WM6	10116	Federal Home Loan Bank		04/30/2025	7,840,000.00	7,840,000.00	7,840,000.00	4.800	4.735	4.801	77	04/17/2028
3134HBDH1	10115	Federal Home Loan Mtg Corp		03/13/2025	10,000,000.00	10,000,000.00	10,000,000.00	4.700	4.582	4.646	43	03/13/2028
Subtotal and Average			25,428,503.23		26,866,750.00	26,761,920.94	26,761,920.94		4.573	4.636	112	
Managed Pool Accounts												
SYS10073	10073	TEXAS FIXED INCOME TRUST		12/29/2021	184,522.52	184,522.52	184,522.52	4.540	4.478	4.540	1	
Subtotal and Average			183,864.45		184,522.52	184,522.52	184,522.52		4.478	4.540	1	
Mutual Funds												
SYS10011	10011	TEXPOOL INVESTMENTS		09/01/2020	12,709.50	12,709.50	12,709.50	4.336	4.276	4.336	1	
SYS10012	10012	TEXPOOL INVESTMENTS		09/01/2020	664,573.35	664,573.35	664,573.35	4.336	4.276	4.336	1	
SYS10013	10013	TEXPOOL INVESTMENTS		09/01/2020	84,769.20	84,769.20	84,769.20	4.336	4.276	4.336	1	
SYS10028	10028	TEXAS CLASS		09/01/2020	46,891.94	46,891.94	46,891.94	4.436	4.375	4.436	1	
SYS10029	10029	TEXAS CLASS		09/01/2020	151,247.37	151,247.37	151,247.37	4.436	4.375	4.436	1	
SYS10030	10030	TEXAS CLASS		09/01/2020	95,604.75	95,604.75	95,604.75	4.436	4.375	4.436	1	
SYS10031	10031	TEXAS CLASS		09/01/2020	3,315,955.96	3,315,955.96	3,315,955.96	4.436	4.375	4.436	1	
SYS10032	10032	TEXAS CLASS		09/01/2020	157,275.07	157,275.07	157,275.07	4.436	4.375	4.436	1	
SYS10033	10033	TEXAS CLASS		09/01/2020	195,947.46	195,947.46	195,947.46	4.436	4.375	4.436	1	
SYS10049	10049	TEXAS CLASS		09/01/2020	2,415.70	2,415.70	2,415.70	4.436	4.375	4.436	1	
SYS10034	10034	TEXSTAR INVESTMENTS		09/01/2020	768,872.56	768,872.56	768,872.56	4.329	4.270	4.329	1	
SYS10036	10036	TEXSTAR INVESTMENTS		09/01/2020	386,841.55	386,841.55	386,841.55	4.329	4.270	4.329	1	
Subtotal and Average			5,862,578.62		5,883,104.41	5,883,104.41	5,883,104.41		4.342	4.402	1	
Total and Average			31,474,946.30		32,934,376.93	32,829,547.87	32,829,547.87		4.531	4.594	92	

MONTGOMERY COUNTY INVESTMENTS  
Portfolio Management  
Portfolio Details - Cash  
April 30, 2025

CUSIP	Investment #	Issuer	Average Balance	Purchase Date	Par Value	Market Value	Book Value	Stated Rate	YTM/C 360	YTM/C 365	Days to Maturity
Average Balance			0.00								0
Total Cash and Investments			31,474,946.30		32,934,376.93	32,829,547.87	32,829,547.87		4.531	4.594	92



MONTGOMERY COUNTY INVESTMENTS  
Portfolio Management  
Portfolio Summary  
May 31, 2025

Montgomery County, TX  
Melanie K. Bush  
501 North Thompson Suite 201  
Conroe, TX 77301  
(936)539-7844

Investments	Par Value	Market Value	Book Value	% of Portfolio	Term	Days to Maturity	YTM/C 360 Equiv.	YTM/C 365 Equiv.
Federal Agency Coupon Securities	52,976,750.00	52,881,750.71	52,881,750.71	89.67	1,060	73	4.624	4.688
Managed Pool Accounts	185,222.44	185,222.44	185,222.44	0.31	1	1	4.419	4.480
Mutual Funds	5,904,981.01	5,904,981.01	5,904,981.01	10.01	1	1	4.313	4.373
Investments	59,066,953.45	58,971,954.16	58,971,954.16	100.00%	951	66	4.592	4.656

Total Earnings	May 31 Month Ending
Current Year	161,097.58
Average Daily Balance	44,903,572.63
Effective Rate of Return	4.22%

  
MELANIE K. BUSH, COUNTY TREASURER



MONTGOMERY COUNTY INVESTMENTS  
Portfolio Management  
Portfolio Details - Investments  
May 31, 2025

CUSIP	Investment #	Issuer	Average Balance	Purchase Date	Par Value	Market Value	Book Value	Stated Rate	YTM/C 360	YTM/C 365	Days to Maturity	Maturity Date
Federal Agency Coupon Securities												
3133EPX91	10102	Federal Farm Credit Bank		01/25/2024	2,500,000.00	2,497,817.46	2,497,817.46	4.125	4.125	4.182	603	01/25/2027
3130ALGJ7	10090	Federal Home Loan Bank		04/24/2023	4,026,750.00	3,932,214.96	3,932,214.96	1.000	4.673	4.738	22	03/23/2026
3130B5CS5	10114	Federal Home Loan Bank		03/04/2025	2,500,000.00	2,501,718.29	2,501,718.29	4.375	4.318	4.378	88	08/28/2026
3130B5WM6	10116	Federal Home Loan Bank		04/30/2025	7,840,000.00	7,840,000.00	7,840,000.00	4.800	4.735	4.801	46	04/17/2028
3130B5ZC5	10117	Federal Home Loan Bank		05/12/2025	3,920,000.00	3,920,000.00	3,920,000.00	4.750	4.686	4.751	27	04/28/2028
3130B5ZC5	10118	Federal Home Loan Bank		05/12/2025	1,000,000.00	1,000,000.00	1,000,000.00	4.750	4.686	4.751	27	04/28/2028
3130B6DV5	10120	Federal Home Loan Bank		05/23/2025	6,190,000.00	6,190,000.00	6,190,000.00	4.750	4.686	4.751	68	05/08/2028
3130B6FW1	10121	Federal Home Loan Bank		05/28/2025	5,000,000.00	5,000,000.00	5,000,000.00	4.800	4.735	4.801	75	05/15/2028
3134HBDH1	10115	Federal Home Loan Mtg Corp		03/13/2025	10,000,000.00	10,000,000.00	10,000,000.00	4.700	4.582	4.646	12	03/13/2028
3134HBPT2	10119	Federal Home Loan Mtg Corp		05/12/2025	10,000,000.00	10,000,000.00	10,000,000.00	4.700	4.636	4.700	65	05/05/2028
Subtotal and Average			38,835,217.42		52,976,750.00	52,881,750.71	52,881,750.71		4.624	4.688	73	
Managed Pool Accounts												
SYS10073	10073	TEXAS FIXED INCOME TRUST		12/29/2021	185,222.44	185,222.44	185,222.44	4.480	4.419	4.480	1	
Subtotal and Average			184,545.10		185,222.44	185,222.44	185,222.44		4.419	4.480	1	
Mutual Funds												
SYS10011	10011	TEXPOOL INVESTMENTS		09/01/2020	12,756.02	12,756.02	12,756.02	4.308	4.249	4.308	1	
SYS10012	10012	TEXPOOL INVESTMENTS		09/01/2020	667,004.78	667,004.78	667,004.78	4.308	4.249	4.308	1	
SYS10013	10013	TEXPOOL INVESTMENTS		09/01/2020	85,079.35	85,079.35	85,079.35	4.308	4.249	4.308	1	
SYS10028	10028	TEXAS CLASS		09/01/2020	47,067.81	47,067.81	47,067.81	4.408	4.348	4.408	1	
SYS10029	10029	TEXAS CLASS		09/01/2020	151,814.64	151,814.64	151,814.64	4.408	4.348	4.408	1	
SYS10030	10030	TEXAS CLASS		09/01/2020	95,963.32	95,963.32	95,963.32	4.408	4.348	4.408	1	
SYS10031	10031	TEXAS CLASS		09/01/2020	3,328,392.66	3,328,392.66	3,328,392.66	4.408	4.348	4.408	1	
SYS10032	10032	TEXAS CLASS		09/01/2020	157,864.94	157,864.94	157,864.94	4.408	4.348	4.408	1	
SYS10033	10033	TEXAS CLASS		09/01/2020	196,682.37	196,682.37	196,682.37	4.408	4.348	4.408	1	
SYS10049	10049	TEXAS CLASS		09/01/2020	2,424.76	2,424.76	2,424.76	4.408	4.348	4.408	1	
SYS10034	10034	TEXSTAR INVESTMENTS		09/01/2020	771,677.54	771,677.54	771,677.54	4.295	4.237	4.295	1	
SYS10036	10036	TEXSTAR INVESTMENTS		09/01/2020	388,252.82	388,252.82	388,252.82	4.295	4.237	4.295	1	
Subtotal and Average			5,883,810.11		5,904,981.01	5,904,981.01	5,904,981.01		4.313	4.373	1	
Total and Average			44,903,572.63		59,066,953.45	58,971,954.16	58,971,954.16		4.592	4.656	66	

MONTGOMERY COUNTY INVESTMENTS  
Portfolio Management  
Portfolio Details - Cash  
May 31, 2025

CUSIP	Investment #	Issuer	Average Balance	Purchase Date	Par Value	Market Value	Book Value	Stated Rate	YTM/C 360	YTM/C 365	Days to Maturity
Average Balance			0.00								0
Total Cash and Investments			44,903,572.63		59,066,953.45	58,971,954.16	58,971,954.16		4.592	4.656	66



MONTGOMERY COUNTY INVESTMENTS  
Portfolio Management  
Portfolio Summary  
June 30, 2025

Montgomery County, TX  
Melanie K. Bush  
501 North Thompson Suite 201  
Conroe, TX 77301  
(936)539-7844

Investments	Par Value	Market Value	Book Value	% of Portfolio	Term	Days to Maturity	YTM/C 360 Equiv.	YTM/C 365 Equiv.
Federal Agency Coupon Securities	55,556,750.00	55,488,403.38	55,488,403.38	90.08	1,061	233	4.628	4.692
Managed Pool Accounts	185,902.81	185,902.81	185,902.81	0.30	1	1	4.409	4.470
Mutual Funds	5,926,192.04	5,926,192.04	5,926,192.04	9.62	1	1	19.277	19.544
Investments	61,668,844.85	61,600,498.23	61,600,498.23	100.00%	956	210	6.036	6.120

Total Earnings	June 30 Month Ending
Current Year	223,217.72
Average Daily Balance	61,241,930.98
Effective Rate of Return	4.43%

Melanie K. Bush

MELANIE K. BUSH, COUNTY TREASURER

7/17/25

MONTGOMERY COUNTY INVESTMENTS  
Portfolio Management  
Portfolio Details - Investments  
June 30, 2025

CUSIP	Investment #	Issuer	Average Balance	Purchase Date	Par Value	Market Value	Book Value	Stated Rate	YTM/C 360	YTM/C 365	Days to Maturity	Maturity Date
Federal Agency Coupon Securities												
3133EPX91	10102	Federal Farm Credit Bank		01/25/2024	2,500,000.00	2,497,927.69 ✓	2,497,927.69 ✓	4.125	4.125	4.182	573	01/25/2027
3130ALGJ7	10090	Federal Home Loan Bank		04/24/2023	4,026,750.00	3,941,927.46 ✓	3,941,927.46 ✓	1.000	4.673	4.738	22	03/23/2026
3130B5CS5	10114	Federal Home Loan Bank		03/04/2025	2,500,000.00	2,501,725.31	2,501,725.31 ✓	4.375	4.318	4.378	58	08/28/2026
3130B5WM6	10116	Federal Home Loan Bank		04/30/2025	7,840,000.00	7,840,000.00	7,840,000.00 ✓	4.800	4.735	4.801	16	04/17/2028
3130B6DV5	10120	Federal Home Loan Bank		05/23/2025	6,190,000.00	6,190,000.00	6,190,000.00 ✓	4.750	4.686	4.751	38	05/08/2028
3130B6FW1	10121	Federal Home Loan Bank		05/28/2025	5,000,000.00	5,000,000.00	5,000,000.00 ✓	4.800	4.735	4.801	45	05/15/2028
3130B6NK8	10122	Federal Home Loan Bank		06/20/2025	7,500,000.00	7,516,822.92 ✓	7,516,822.92 ✓	4.750	4.622	4.686	66	06/05/2028
3134HBDH1	10115	Federal Home Loan Mtg Corp		03/13/2025	10,000,000.00	10,000,000.00	10,000,000.00	4.700	4.636	4.700	986	03/13/2028
3134HBPT2	10119	Federal Home Loan Mtg Corp		05/12/2025	10,000,000.00	10,000,000.00	10,000,000.00	4.700	4.636	4.700	35	05/05/2028
Subtotal and Average			55,150,997.82		55,556,750.00	55,488,403.38	55,488,403.38		4.628	4.692	233	
Managed Pool Accounts												
SYS10073	10073	TEXAS FIXED INCOME TRUST		12/29/2021	185,902.81	185,902.81	185,902.81	4.470	4.409	4.470	1	
Subtotal and Average			185,245.12		185,902.81	185,902.81	185,902.81		4.409	4.470	1	
Mutual Funds												
SYS10011	10011	TEXPOOL INVESTMENTS		09/01/2020	12,801.10	12,801.10	12,801.10	4.297	4.238	4.297	1	
SYS10012	10012	TEXPOOL INVESTMENTS		09/01/2020	669,360.50	669,360.50	669,360.50	4.297	4.238	4.297	1	
SYS10013	10013	TEXPOOL INVESTMENTS		09/01/2020	85,379.87	85,379.87	85,379.87	4.297	4.238	4.297	1	
SYS10028	10028	TEXAS CLASS		09/01/2020	47,238.40	47,238.40	47,238.40	4.402	4.342	4.402	1	
SYS10029	10029	TEXAS CLASS		09/01/2020	152,364.87	152,364.87	152,364.87	4.402	4.342	4.402	1	
SYS10030	10030	TEXAS CLASS		09/01/2020	96,311.12	96,311.12	96,311.12	4.402	4.342	4.402	1	
SYS10031	10031	TEXAS CLASS		09/01/2020	3,340,455.93	3,340,455.93	3,340,455.93	4.402	4.342	4.402	1	
SYS10032	10032	TEXAS CLASS		09/01/2020	158,437.10	158,437.10	158,437.10	572.160	564.322	572.160	1	
SYS10033	10033	TEXAS CLASS		09/01/2020	197,395.22	197,395.22	197,395.22	4.402	4.342	4.402	1	
SYS10049	10049	TEXAS CLASS		09/01/2020	2,433.55	2,433.55	2,433.55	4.402	4.342	4.402	1	
SYS10034	10034	TEXSTAR INVESTMENTS		09/01/2020	774,394.55	774,394.55	774,394.55	4.284	4.226	4.284	1	
SYS10036	10036	TEXSTAR INVESTMENTS		09/01/2020	389,619.83	389,619.83	389,619.83	4.284	4.226	4.284	1	
Subtotal and Average			5,905,688.04		5,926,192.04	5,926,192.04	5,926,192.04		19.277	19.544	1	
Total and Average			61,241,930.98		61,668,844.85	61,600,498.23	61,600,498.23		6.036	6.120	210	

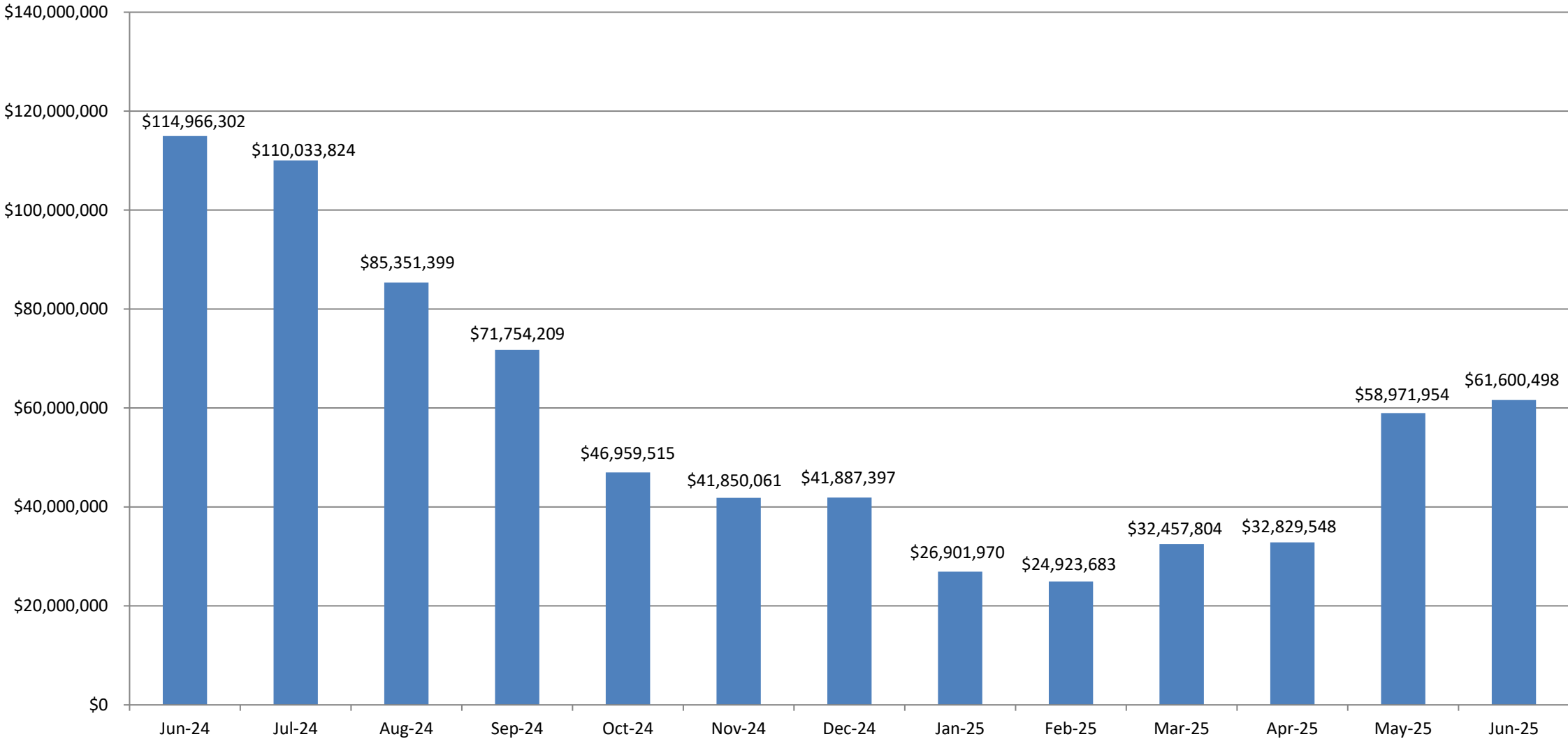
MONTGOMERY COUNTY INVESTMENTS  
Portfolio Management  
Portfolio Details - Cash  
June 30, 2025

CUSIP	Investment #	Issuer	Average Balance	Purchase Date	Par Value	Market Value	Book Value	Stated Rate	YTM/C 360	YTM/C 365	Days to Maturity
Average Balance			0.00								0
Total Cash and Investments			61,241,930.98		61,668,844.85	61,600,498.23	61,600,498.23		6.036	6.120	210



**MELANIE K. BUSH**  
**MONTGOMERY COUNTY TREASURER**  
501 North Thompson, Suite 201, Conroe, Texas 77301  
P.O. Box 1307, Conroe, Texas 77305

MCTX BOOK VALUE HISTORY – JUNE 2024: JUNE 2025





MONTGOMERY COUNTY INVESTMENTS  
Fund 100 - General Fund  
Investments by Fund  
Fiscal Year 2024-2025  
Quarter Ending June 30, 2025

Montgomery County, TX  
Melanie K. Bush  
501 North Thompson Suite 201  
Conroe, TX 77301  
(936)539-7844

CUSIP	Investment #	Issuer	Purchase Date	Book Value	Par Value	Market Value	Current Rate	YTM/C 360	YTM/C 365	Maturity Date	Days To Maturity
Federal Agency Coupon Securities											
3133EPX91	10102	Federal Farm Credit Bank	01/25/2024	2,497,927.69	2,500,000.00	2,497,927.69	4.125	4.124	4.181	01/25/2027	573
3130ALGJ7	10090	Federal Home Loan Bank	04/24/2023	3,941,927.46	4,026,750.00	3,941,927.46	1.000	4.673	4.738	03/23/2026	265
3130B5CS5	10114	Federal Home Loan Bank	03/04/2025	2,501,725.31	2,500,000.00	2,501,725.31	4.375	4.318	4.377	08/28/2026	423
3130B5WM6	10116	Federal Home Loan Bank	04/30/2025	7,840,000.00	7,840,000.00	7,840,000.00	4.800	4.734	4.800	04/17/2028	1,021
3130B6DV5	10120	Federal Home Loan Bank	05/23/2025	6,190,000.00	6,190,000.00	6,190,000.00	4.750	4.685	4.750	05/08/2028	1,042
3130B6FW1	10121	Federal Home Loan Bank	05/28/2025	5,000,000.00	5,000,000.00	5,000,000.00	4.800	4.734	4.800	05/15/2028	1,049
3130B6NK8	10122	Federal Home Loan Bank	06/20/2025	7,516,822.92	7,500,000.00	7,516,822.92	4.750	4.621	4.685	06/05/2028	1,070
3134HBDH1	10115	Federal Home Loan Mtg Corp	03/13/2025	10,000,000.00	10,000,000.00	10,000,000.00	4.700	4.635	4.700	03/13/2028	986
3134HBPT2	10119	Federal Home Loan Mtg Corp	05/12/2025	10,000,000.00	10,000,000.00	10,000,000.00	4.700	4.635	4.700	05/05/2028	1,039
Subtotal and Average				55,488,403.38	55,556,750.00	55,488,403.38		4.628	4.692		928
Managed Pool Accounts											
SYS10073	10073	TEXAS FIXED INCOME TRUST	12/29/2021	185,902.81	185,902.81	185,902.81	4.470	4.408	4.470		1
Subtotal and Average				185,902.81	185,902.81	185,902.81		4.409	4.470		1
Mutual Funds											
SYS10011	10011	TEXPOOL INVESTMENTS	09/01/2020	12,801.10	12,801.10	12,801.10	4.297	4.238	4.297		1
SYS10049	10049	TEXAS CLASS	09/01/2020	2,433.55	2,433.55	2,433.55	4.402	4.341	4.402		1
Subtotal and Average				15,234.65	15,234.65	15,234.65		4.255	4.314		1
Total Investments and Average				55,689,540.84	55,757,887.46	55,689,540.84		4.627	4.691		925

Fund 200 - Road & Bridge  
Investments by Fund  
Fiscal Year 2024-2025  
Quarter Ending June 30, 2025

CUSIP	Investment #	Issuer	Purchase Date	Book Value	Par Value	Market Value	Current Rate	YTM/C 360	YTM/C 365	Maturity Days To Date Maturity
Mutual Funds										
SYS10036	10036	TEXSTAR INVESTMENTS	09/01/2020	389,619.83	389,619.83	389,619.83	4.284	4.225	4.284	1
Subtotal and Average				389,619.83	389,619.83	389,619.83		4.226	4.284	1
Total Investments and Average				389,619.83	389,619.83	389,619.83		4.226	4.284	1

Fund 206 - CO. CLK. REC. MGMT & PRESERV.  
Investments by Fund  
Fiscal Year 2024-2025  
Quarter Ending June 30, 2025

CUSIP	Investment #	Issuer	Purchase Date	Book Value	Par Value	Market Value	Current Rate	YTM/C 360	YTM/C 365	Maturity Days To Date Maturity
Mutual Funds										
SYS10031	10031	TEXAS CLASS	09/01/2020	3,340,455.93	3,340,455.93	3,340,455.93	4.402	4.341	4.402	1
Subtotal and Average				3,340,455.93	3,340,455.93	3,340,455.93		4.342	4.402	1
Total Investments and Average				3,340,455.93	3,340,455.93	3,340,455.93		4.342	4.402	1

Fund 208 - DIST. CLK REC. MGMT & PRESERV  
Investments by Fund  
Fiscal Year 2024-2025  
Quarter Ending June 30, 2025

CUSIP	Investment #	Issuer	Purchase Date	Book Value	Par Value	Market Value	Current Rate	YTM/C 360	YTM/C 365	Maturity Days To Date Maturity
Mutual Funds										
SYS10032	10032	TEXAS CLASS	09/01/2020	158,437.10	158,437.10	158,437.10	4.402	4.341	4.402	1
Subtotal and Average				158,437.10	158,437.10	158,437.10		4.342	4.402	1
Total Investments and Average				158,437.10	158,437.10	158,437.10		4.342	4.402	1

Fund 209 - DC RECORDS PRESERV.  
Investments by Fund  
Fiscal Year 2024-2025  
Quarter Ending June 30, 2025

CUSIP	Investment #	Issuer	Purchase Date	Book Value	Par Value	Market Value	Current Rate	YTM/C 360	YTM/C 365	Maturity Days To Date Maturity
Mutual Funds										
SYS10030	10030	TEXAS CLASS	09/01/2020	96,311.12	96,311.12	96,311.12	4.402	4.341	4.402	1
Subtotal and Average				96,311.12	96,311.12	96,311.12		4.342	4.402	1
Total Investments and Average				96,311.12	96,311.12	96,311.12		4.342	4.402	1

Fund 210 - CNTY & DIST COURT DIG. PRESERV  
Investments by Fund  
Fiscal Year 2024-2025  
Quarter Ending June 30, 2025

CUSIP	Investment #	Issuer	Purchase Date	Book Value	Par Value	Market Value	Current Rate	YTM/C 360	YTM/C 365	Maturity Days To Date Maturity
Mutual Funds										
SYS10033	10033	TEXAS CLASS	09/01/2020	197,395.22	197,395.22	197,395.22	4.402	4.341	4.402	1
Subtotal and Average				197,395.22	197,395.22	197,395.22		4.342	4.402	1
Total Investments and Average				197,395.22	197,395.22	197,395.22		4.342	4.402	1

Fund 219 - Contracts Election Service  
Investments by Fund  
Fiscal Year 2024-2025  
Quarter Ending June 30, 2025

CUSIP	Investment #	Issuer	Purchase Date	Book Value	Par Value	Market Value	Current Rate	YTM/C 360	YTM/C 365	Maturity Days To Date Maturity
Mutual Funds										
SYS10013	10013	TEXPOOL INVESTMENTS	09/01/2020	85,379.87	85,379.87	85,379.87	4.297	4.238	4.297	1
Subtotal and Average				85,379.87	85,379.87	85,379.87		4.238	4.297	1
Total Investments and Average				85,379.87	85,379.87	85,379.87		4.238	4.297	1

Fund 220 - GRANT  
Investments by Fund  
Fiscal Year 2024-2025  
Quarter Ending June 30, 2025

CUSIP	Investment #	Issuer	Purchase Date	Book Value	Par Value	Market Value	Current Rate	YTM/C 360	YTM/C 365	Maturity Days To Date Maturity
Mutual Funds										
SYS10034	10034	TEXSTAR INVESTMENTS	09/01/2020	774,394.55	774,394.55	774,394.55	4.284	4.225	4.284	1
Subtotal and Average				774,394.55	774,394.55	774,394.55		4.226	4.284	1
Total Investments and Average				774,394.55	774,394.55	774,394.55		4.226	4.284	1

Fund 300 - Debt Service  
Investments by Fund  
Fiscal Year 2024-2025  
Quarter Ending June 30, 2025

CUSIP	Investment #	Issuer	Purchase Date	Book Value	Par Value	Market Value	Current Rate	YTM/C 360	YTM/C 365	Maturity Days To Date Maturity
Mutual Funds										
SYS10012	10012	TEXPOOL INVESTMENTS	09/01/2020	669,360.50	669,360.50	669,360.50	4.297	4.238	4.297	1
SYS10028	10028	TEXAS CLASS	09/01/2020	47,238.40	47,238.40	47,238.40	4.402	4.341	4.402	1
Subtotal and Average				716,598.90	716,598.90	716,598.90		4.245	4.304	1
Total Investments and Average				716,598.90	716,598.90	716,598.90		4.245	4.304	1

Fund 401 - CP REV. TOLL BONDS 2010  
Investments by Fund  
Fiscal Year 2024-2025  
Quarter Ending June 30, 2025

CUSIP	Investment #	Issuer	Purchase Date	Book Value	Par Value	Market Value	Current Rate	YTM/C 360	YTM/C 365	Maturity Days To Date Maturity
Mutual Funds										
SYS10029	10029	TEXAS CLASS	09/01/2020	152,364.87	152,364.87	152,364.87	4.402	4.341	4.402	1
Subtotal and Average				152,364.87	152,364.87	152,364.87		4.342	4.402	1
Total Investments and Average				152,364.87	152,364.87	152,364.87		4.342	4.402	1



MONTGOMERY CO TOLL ROAD  
Portfolio Management  
Portfolio Summary  
April 30, 2025

Montgomery County, TX  
Melanie K. Bush  
501 North Thompson Suite 201  
Conroe, TX 77301  
(936)539-7844

Investments	Par Value	Market Value	Book Value	% of Portfolio	Term	Days to Maturity	YTM 360 Equiv.	YTM 365 Equiv.
Money Market Accounts	36,965,963.20	36,965,963.20	36,965,963.20	100.00	1	1	0.000	0.000
Investments	36,965,963.20	36,965,963.20	36,965,963.20	100.00%	1	1	0.000	0.000

Total Earnings	April 30 Month Ending
Current Year	125,813.60
Average Daily Balance	36,298,502.51
Effective Rate of Return	4.22%

  
MELANIE K. BUSH, COUNTY TREASURER

5/13/25

MONTGOMERY CO TOLL ROAD  
Portfolio Management  
Portfolio Details - Investments  
April 30, 2025

CUSIP	Investment #	Issuer	Average Balance	Purchase Date	Par Value	Market Value	Book Value	Stated Rate	YTM 360	YTM 365	Days to Maturity	Maturity Date
Money Market Accounts												
192826105	10000	FIDELITY		09/01/2020	1,856,002.77	1,856,002.77	1,856,002.77		0.000	0.000	1	
192826105	10001	FIDELITY		09/01/2020	1,749,067.04	1,749,067.04	1,749,067.04		0.000	0.000	1	
192826105	10002	FIDELITY		09/01/2020	7,249,824.72	7,249,824.72	7,249,824.72		0.000	0.000	1	
192826105	10003	FIDELITY		09/01/2020	583,281.58	583,281.58	583,281.58		0.000	0.000	1	
192826105	10004	FIDELITY		09/01/2020	637,824.33	637,824.33	637,824.33		0.000	0.000	1	
192826105	10005	FIDELITY		09/01/2020	1,128,658.08	1,128,658.08	1,128,658.08		0.000	0.000	1	
192826105	10006	FIDELITY		09/01/2020	23,738,625.69	23,738,625.69	23,738,625.69		0.000	0.000	1	
192826105	10007	FIDELITY		09/01/2020	22,678.99	22,678.99	22,678.99		0.000	0.000	1	
192826105	10008	FIDELITY		09/01/2020	0.00	0.00	0.00		0.000	0.000	1	
	Subtotal and Average		36,298,502.51		36,965,963.20	36,965,963.20	36,965,963.20		0.000	0.000	1	
GIC/GAC												
GIC007725	10010	CITIGROUP GLOBAL MARKETS INC		09/01/2020	0.00	0.00	0.00		0.000	0.000	1	
	Subtotal and Average		0.00		0.00	0.00	0.00		0.000	0.000	0	
	Total and Average		36,298,502.51		36,965,963.20	36,965,963.20	36,965,963.20		0.000	0.000	1	



MONTGOMERY CO TOLL ROAD  
Portfolio Management  
Portfolio Summary  
May 31, 2025

Montgomery County, TX  
Melanie K. Bush  
501 North Thompson Suite 201  
Conroe, TX 77301  
(936)539-7844

Investments	Par Value	Market Value	Book Value	% of Portfolio	Term	Days to Maturity	YTM 360 Equiv.	YTM 365 Equiv.
Money Market Accounts	37,023,281.98	37,023,281.98	37,023,281.98	100.00	1	1	0.000	0.000
Investments	37,023,281.98	37,023,281.98	37,023,281.98	100.00%	1	1	0.000	0.000

Total Earnings	May 31 Month Ending
Current Year	121,429.33
Average Daily Balance	35,810,549.66
Effective Rate of Return	3.99%

  
MELANIE K. BUSH, COUNTY TREASURER



MONTGOMERY CO TOLL ROAD  
Portfolio Management  
Portfolio Details - Investments  
May 31, 2025

CUSIP	Investment #	Issuer	Average Balance	Purchase Date	Par Value	Market Value	Book Value	Stated Rate	YTM 360	YTM 365	Days to Maturity	Maturity Date
Money Market Accounts												
192826105	10000	FIDELITY		09/01/2020	1,971,976.71	1,971,976.71	1,971,976.71		0.000	0.000	1	
192826105	10001	FIDELITY		09/01/2020	2,721,378.54	2,721,378.54	2,721,378.54		0.000	0.000	1	
192826105	10002	FIDELITY		09/01/2020	7,274,193.98	7,274,193.98	7,274,193.98		0.000	0.000	1	
192826105	10003	FIDELITY		09/01/2020	585,242.20	585,242.20	585,242.20		0.000	0.000	1	
192826105	10004	FIDELITY		09/01/2020	639,968.29	639,968.29	639,968.29		0.000	0.000	1	
192826105	10005	FIDELITY		09/01/2020	1,132,451.90	1,132,451.90	1,132,451.90		0.000	0.000	1	
192826105	10006	FIDELITY		09/01/2020	22,675,315.14	22,675,315.14	22,675,315.14		0.000	0.000	1	
192826105	10007	FIDELITY		09/01/2020	22,755.22	22,755.22	22,755.22		0.000	0.000	1	
192826105	10008	FIDELITY		09/01/2020	0.00	0.00	0.00		0.000	0.000	1	
Subtotal and Average			35,810,549.66		37,023,281.98	37,023,281.98	37,023,281.98		0.000	0.000	1	
GIC/GAC												
GIC007725	10010	CITIGROUP GLOBAL MARKETS INC		09/01/2020	0.00	0.00	0.00		0.000	0.000	1	
Subtotal and Average			0.00		0.00	0.00	0.00		0.000	0.000	0	
Total and Average			35,810,549.66		37,023,281.98	37,023,281.98	37,023,281.98		0.000	0.000	1	



MONTGOMERY CO TOLL ROAD  
Portfolio Management  
Portfolio Summary  
June 30, 2025

Montgomery County, TX  
Melanie K. Bush  
501 North Thompson Suite 201  
Conroe, TX 77301  
(936)539-7844

Investments	Par Value	Market Value	Book Value	% of Portfolio	Term	Days to Maturity	YTM 360 Equiv.	YTM 365 Equiv.
Money Market Accounts	38,301,388.73	38,301,388.73	38,301,388.73	100.00	1	1	0.000	0.000
Investments	38,301,388.73	38,301,388.73	38,301,388.73	100.00%	1	1	0.000	0.000

Total Earnings	June 30 Month Ending
Current Year	124,094.12
Average Daily Balance	37,303,913.62
Effective Rate of Return	4.05%

  
MELANIE K. BUSH, COUNTY TREASURER



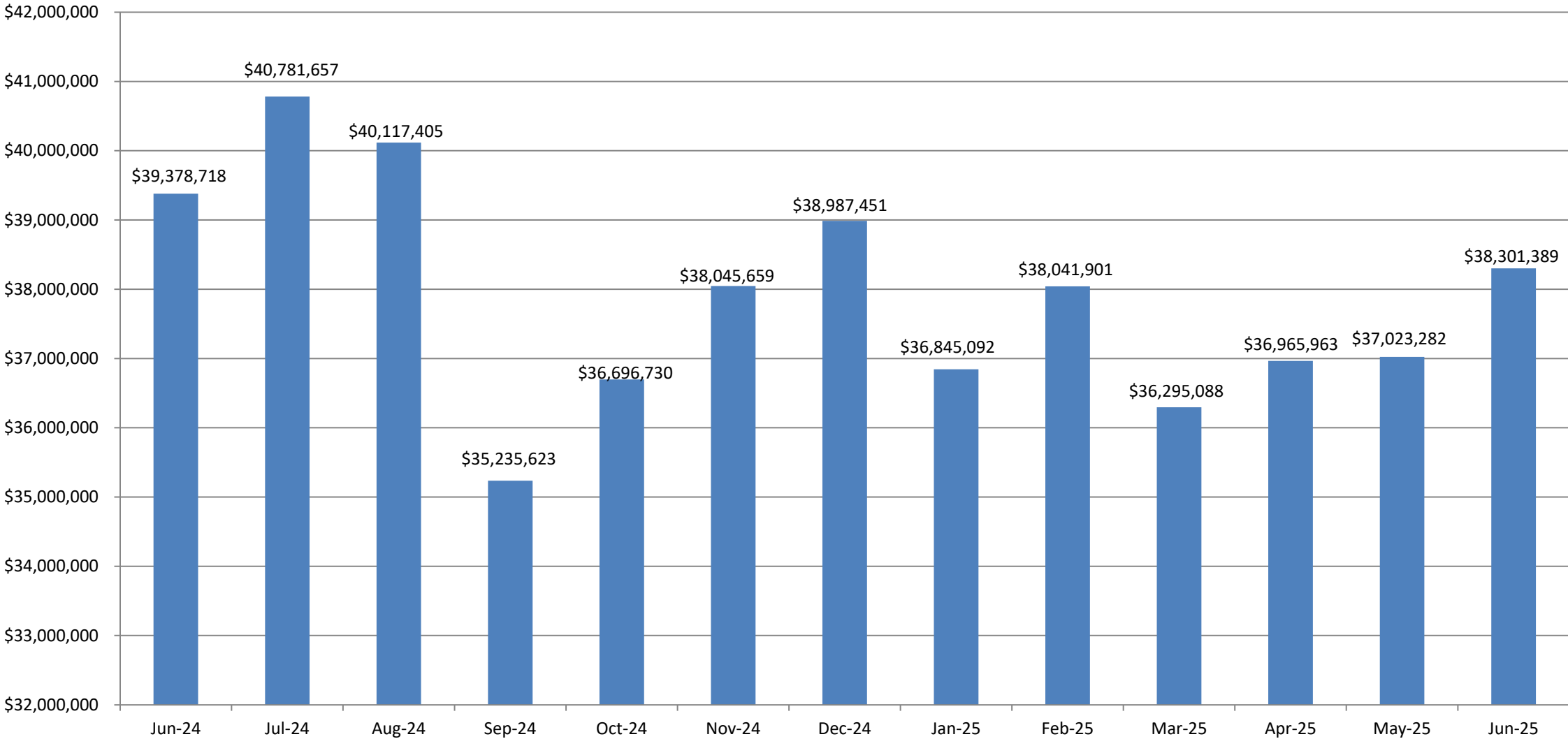
MONTGOMERY CO TOLL ROAD  
Portfolio Management  
Portfolio Details - Investments  
June 30, 2025

CUSIP	Investment #	Issuer	Average Balance	Purchase Date	Par Value	Market Value	Book Value	Stated Rate	YTM 360	YTM 365	Days to Maturity	Maturity Date
Money Market Accounts												
192826105	10000	FIDELITY		09/01/2020	1,973,583.55	1,973,583.55	1,973,583.55		0.000	0.000	1	
192826105	10001	FIDELITY		09/01/2020	3,213,302.15	3,213,302.15	3,213,302.15		0.000	0.000	1	
192826105	10002	FIDELITY		09/01/2020	7,299,498.15	7,299,498.15	7,299,498.15		0.000	0.000	1	
192826105	10003	FIDELITY		09/01/2020	587,278.04	587,278.04	587,278.04		0.000	0.000	1	
192826105	10004	FIDELITY		09/01/2020	642,194.50	642,194.50	642,194.50		0.000	0.000	1	
192826105	10005	FIDELITY		09/01/2020	1,136,391.27	1,136,391.27	1,136,391.27		0.000	0.000	1	
192826105	10006	FIDELITY		09/01/2020	23,426,306.69	23,426,306.69	23,426,306.69		0.000	0.000	1	
192826105	10007	FIDELITY		09/01/2020	22,834.38	22,834.38	22,834.38		0.000	0.000	1	
192826105	10008	FIDELITY		09/01/2020	0.00	0.00	0.00		0.000	0.000	1	
Subtotal and Average			37,303,913.62		38,301,388.73	38,301,388.73	38,301,388.73		0.000	0.000	1	
GIC/GAC												
GIC007725	10010	CITIGROUP GLOBAL MARKETS INC		09/01/2020	0.00	0.00	0.00		0.000	0.000	1	
Subtotal and Average			0.00		0.00	0.00	0.00		0.000	0.000	0	
Total and Average			37,303,913.62		38,301,388.73	38,301,388.73	38,301,388.73		0.000	0.000	1	



**MELANIE K. BUSH**  
**MONTGOMERY COUNTY TREASURER**  
501 North Thompson, Suite 201, Conroe, Texas 77301  
P.O. Box 1307, Conroe, Texas 77305

MCTRA BOOK VALUE HISTORY – JUNE 2024: JUNE 2025





MONTGOMERY CO TOLL ROAD  
Fund 105400 - 2018 PROJECT \*5962  
Investments by Fund  
Fiscal Year 2024-2025  
Quarter Ending June 30, 2025

Montgomery County, TX  
Melanie K. Bush  
501 North Thompson Suite 201  
Conroe, TX 77301  
(936)539-7844

CUSIP	Investment #	Issuer	Purchase Date	Book Value	Par Value	Market Value	Current Rate	YTM 360	YTM 365	Maturity Days To Date Maturity
Money Market Accounts										
192826105	10007	FIDELITY	09/01/2020	22,834.38	22,834.38	22,834.38				1
Subtotal and Average				22,834.38	22,834.38	22,834.38	0.000	0.000		1
Total Investments and Average				22,834.38	22,834.38	22,834.38	0.000	0.000		1

Fund 105401 - RENEW/REPL \*5959  
Investments by Fund  
Fiscal Year 2024-2025  
Quarter Ending June 30, 2025

CUSIP	Investment #	Issuer	Purchase Date	Book Value	Par Value	Market Value	Current Rate	YTM 360	YTM 365	Maturity Days To Date Maturity
Money Market Accounts										
192826105	10005	FIDELITY	09/01/2020	1,136,391.27	1,136,391.27	1,136,391.27				1
Subtotal and Average				1,136,391.27	1,136,391.27	1,136,391.27	0.000	0.000		1
Total Investments and Average				1,136,391.27	1,136,391.27	1,136,391.27	0.000	0.000		1

Fund 105402 - 2018 DEBT SERVICE \*5952  
Investments by Fund  
Fiscal Year 2024-2025  
Quarter Ending June 30, 2025

CUSIP	Investment #	Issuer	Purchase Date	Book Value	Par Value	Market Value	Current Rate	YTM 360	YTM 365	Maturity Days To Date Maturity
Money Market Accounts										
192826105	10001	FIDELITY	09/01/2020	3,213,302.15	3,213,302.15	3,213,302.15				1
Subtotal and Average				3,213,302.15	3,213,302.15	3,213,302.15	0.000	0.000		1
Total Investments and Average				3,213,302.15	3,213,302.15	3,213,302.15	0.000	0.000		1

Fund 105403 - 2018 DSR BOND \*5955  
Investments by Fund  
Fiscal Year 2024-2025  
Quarter Ending June 30, 2025

CUSIP	Investment #	Issuer	Purchase Date	Book Value	Par Value	Market Value	Current Rate	YTM 360	YTM 365	Maturity Days To Date Maturity
Money Market Accounts										
192826105	10002	FIDELITY	09/01/2020	7,299,498.15	7,299,498.15	7,299,498.15				1
Subtotal and Average				7,299,498.15	7,299,498.15	7,299,498.15	0.000	0.000		1
Total Investments and Average				7,299,498.15	7,299,498.15	7,299,498.15	0.000	0.000		1

Fund 105404 - 2018 CAP INT \*5963  
Investments by Fund  
Fiscal Year 2024-2025  
Quarter Ending June 30, 2025

CUSIP	Investment #	Issuer	Purchase Date	Book Value	Par Value	Market Value	Current Rate	YTM 360	YTM 365	Maturity Days To Date Maturity
Money Market Accounts										
192826105	10008	FIDELITY	09/01/2020	0.00	0.00	0.00				1
Subtotal and Average				0.00	0.00	0.00		0.000	0.000	0
GIC/GAC										
GIC007725	10010	CITIGROUP GLOBAL MARKETS INC	09/01/2020	0.00	0.00	0.00				1
Subtotal and Average				0.00	0.00	0.00		0.000	0.000	0
Total Investments and Average				0.00	0.00	0.00		0.000	0.000	0

Fund 105406 - RENEW/REPLACE \*5958  
Investments by Fund  
Fiscal Year 2024-2025  
Quarter Ending June 30, 2025

CUSIP	Investment #	Issuer	Purchase Date	Book Value	Par Value	Market Value	Current Rate	YTM 360	YTM 365	Maturity Days To Date Maturity
Money Market Accounts										
192826105	10004	FIDELITY	09/01/2020	642,194.50	642,194.50	642,194.50				1
Subtotal and Average				642,194.50	642,194.50	642,194.50	0.000	0.000		1
Total Investments and Average				642,194.50	642,194.50	642,194.50	0.000	0.000		1

Fund 105410 - REVENUE FUND \*5930  
Investments by Fund  
Fiscal Year 2024-2025  
Quarter Ending June 30, 2025

CUSIP	Investment #	Issuer	Purchase Date	Book Value	Par Value	Market Value	Current Rate	YTM 360	YTM 365	Maturity Days To Date Maturity
Money Market Accounts										
192826105	10000	FIDELITY	09/01/2020	1,973,583.55	1,973,583.55	1,973,583.55				1
Subtotal and Average				1,973,583.55	1,973,583.55	1,973,583.55		0.000	0.000	1
Total Investments and Average				1,973,583.55	1,973,583.55	1,973,583.55		0.000	0.000	1