

Consent-Treasurer

Commissioners Court-Regular Meeting

TO: Montgomery County Commissioners Court

FROM: Melanie Bush, Treasurer

DATE: 02/20/2024

SUBJECT: Consider and approve the Quarterly Investment Report for the Quarter ending December 31, 2023.

Attachments

Quarterly Investment Report - Quarter 1 - 2024

FEB 20 2024



MELANIE K. BUSH
MONTGOMERY COUNTY TREASURER

501 North Thompson, Suite 201, Conroe, Texas 77301
P.O. Box 1307, Conroe, Texas 77305
Phone: (936) 539-7844
Fax: (936) 760-6960

FY 2023-2024 QUARTERLY INVESTMENT REPORT
ENDING DECEMBER 31, 2023

Pursuant to Government Code 2256.023 I, Melanie K. Bush, Montgomery County Treasurer and Investment Officer do hereby submit The Quarterly Investment Report to the Montgomery County Commissioner's Court for approval and for recording in the minutes of the Court and with the Montgomery County Clerk. The Investment Statements are reconciled monthly.


All investments are in compliance with both the Public Funds Investment Act and the Montgomery County Investment Policy. As determined by the Investment Committee, the investment strategy is passive, which maintains a liquid cash flow and safety of the investment as priorities.

The following documents contain a summary statement of each pooled fund group that states the beginning book value and the ending book value along with the fully accrued interest. For the purposes of Local Investment Pools and Certificates of Deposit, the market value and the book value approximate to the same value. The Montgomery County Investment Officer has no control or authority in the decisions of said Investment Pools as to how the investments are diversified. All banks follow the directive that all certificates of deposit shall be at a federally insured depository institution and the full amount of the principal and accrued interest is insured by the United States.

Furthermore, The Investment Pools are in compliance with Government Code 2256.016 and specifically to the reporting requirements of sections(c) (1) and (2). The Certificates of Deposit are in compliance with Government Code 2256.010

I, Melanie K. Bush, County Treasurer of Montgomery County, Texas, who being fully sworn upon oath says that the within and foregoing report is true and correct to the best of her knowledge.

Filed and accompanying vouchers this, the 13 day of February, 2024.




Melanie K. Bush, Montgomery County Treasurer

THE STATE OF TEXAS
COUNTY OF MONTGOMERY
AFFIDAVIT

The Commissioners' Court of Montgomery County, TX hereby certifies that they have reviewed the Quarterly Investment Report as presented, hereby approve the report and request that it be filed with the official minutes of this meeting. In addition, the below signatures affirm that the Investment Report complies with statutes as referenced. Government Code 2256.023 and the affidavit states the ending quarterly balance of investments that are in the custody of the County Treasurer equals \$157,741,140.15.

ABSENT


County Judge, Mark Keough



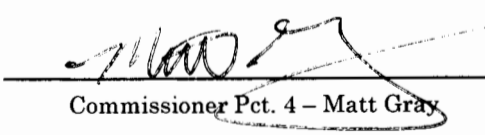
Commissioner Pct. 1 – Robert Walker



Commissioner Pct. 2 – Charlie Riley




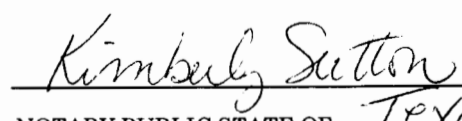
Commissioner Pct. 3 – James Noack



Commissioner Pct. 4 – Matt Gray

Subscribed and sworn to before me, the County Judge and the County Commissioners of Montgomery County, Texas, each respectively on this 20 day of February 2024.





NOTARY PUBLIC STATE OF Texas
My commission expires: 3/20/2026

**MONTGOMERY COUNTY QUARTERLY INVESTMENT REPORT
QUARTER ENDING DECEMBER 2023**



Montgomery County, TX
Melanie K. Bush
501 North Thompson Suite 201
Conroe, TX 77301
(936) 539-7844

QUARTERLY INVESTMENT REPORT FOR PERIOD ENDED DECEMBER 31, 2023

SUBMITTED TO: COMMISSIONERS COURT, MONTGOMERY COUNTY
PREPARED BY: JUDY WALL, CHIEF DEPUTY TREASURER
PREPARED FOR: MELANIE K. BUSH, COUNTY TREASURER

This report is made in accordance with provisions of Govt. code 2256, The Public Funds Investment Act, amended effective September 1, 2011, which require quarterly reporting of investment transactions for county funds to the Commissioners Court. The investments held in Montgomery County's portfolio comply with the Public Funds Investment Act and with the County's Investment Policy and Strategies.

CASH AVAILABILITY:

Cash in our depository bank is kept at a minimum with excess funds being invested and matured to meet payroll and accounts payable requirements. A cash report is prepared Weekly and at the end of the month on the Woodforest Bank accounts. Average Daily Collected Balance in Woodforest National Bank, our depository bank, for the quarter October through December for the past two years.

	Avg. Daily Coll. Balance 2023	Avg. Daily Coll. Balance 2022
OCTOBER	\$140,192,439.26	\$149,613,570.74
NOVEMBER	\$138,690,878.02	\$152,568,659.15
DECEMBER	\$134,604,429.25	\$163,267,508.68

We have depository contracts with Woodforest National Bank. The contracts are for 05/12/2023 through 05/12/2027. Amegy Bank is the Depository for the Tax Assessor.

**MONTGOMERY COUNTY QUARTERLY INVESTMENT REPORT
 QUARTER ENDING DECEMBER 2023**

INVESTMENTS:

	Amt of Dollars Invested 2023	Amt of Dollars Invested 2022
OCTOBER	\$159,456,763.83	\$163,264,322.09
NOVEMBER	\$151,781,512.27	\$149,554,625.88
DECEMBER	\$157,741,140.15	\$149,358,118.71

The amount currently invested as of 12/31/23 is \$157,741,140.15. This includes interest posted for the month of December 2023 for MCTX and MCTRA accounts.

DIRECT INVESTMENTS MUNI BONDS:

	Book value	Maturity
United States Treasury Bond	\$4,992,779.04	01/11/24
Federal Home Loan Bank	\$10,000,000.00	02/22/24
Federal Farm Credit Bank	\$10,000,000.00	03/15/24
Federal Home Loan Bank	\$5,000,000.00	04/12/24
Federal Home Loan Bank	\$2,500,000.00	05/09/24
Federal Home Loan Mortgage Company	\$2,500,000.00	06/17/24
Federal National Mortgage Association	\$5,000,000.00	07/30/24
Federal Home Loan Bank	\$15,000,000.00	08/16/24
Federal Home Loan Bank	\$15,000,000.00	10/28/24
Federal Home Loan Bank	\$14,960,646.17	01/13/25
Federal Home Loan Bank	\$2,500,000.00	04/25/25
Federal Home Loan Bank	\$2,500,000.00	05/15/25
Federal Home Loan Bank	\$2,250,000.00	06/26/25
Federal Home Loan Mortgage Company	\$2,500,000.00	08/28/25
Federal Home Loan Bank	\$2,250,000.00	01/13/26
Federal Home Loan Bank	\$2,500,000.00	02/25/26
Federal Home Loan Bank	\$5,000,000.00	02/25/26
Federal Home Loan Bank	\$3,770,569.86	03/23/26
Federal Home Loan Bank	\$2,500,000.00	05/11/26

Total Direct Investments - December 2023 **\$110,723,995.07**

**MONTGOMERY COUNTY QUARTERLY INVESTMENT REPORT
 QUARTER ENDING DECEMBER 2023**

MCTRA - TRUST ACCOUNTS WITH REGIONS BANK:

2018 DSR BOND PROCEEDS (5955 - 10002)	\$6,798,321.59	
2018 PROJ SUB ACCOUNT (5962 - 10007)	\$21,266.57	
2018 DSR BOND PROCEEDS (5963 - 10008)	\$0.00	
2018 OPS/MAIN (5957 - 10003)	\$546,956.10	
2018 RESERVE FUND (5959 - 10005)	\$1,058,367.75	
2018 Debt Service (5952 - 10001)	\$1,788,994.19	
MCTRA -RESERVE (5930 - 10000)	\$0.00	
MCTRA PROJ. ENH (5960 - 10006)	\$25,187,698.00	
2018 RENEW/REPLACE (5958 - 10004)	\$659,981.90	\$36,061,586.10

CERTIFICATES OF DEPOSIT:

Total CD's		\$0.00
------------	--	---------------

VARIOUS MUTUAL FUND AND POOL A	\$0.00	\$10,955,558.98
--------------------------------	--------	------------------------

MONEY MARKET BANK ACCOUNTS:

Guaranty Comm Bank - MM - 0.50	\$249,558.98	\$0.00
--------------------------------	--------------	---------------

Direct Inves. Mutual Funds, MCTRA, Bank MM and CD's **\$157,741,140.15**

SAS 99 requires the auditor to identify and assess risk that may result in a misstatement due to fraud. The Treasurer, as the Chief Investment Officer, acknowledges that risks may occur. Risks may be associated with the selection of broker/dealers, diversification of investments and investment limitation. Through adherence to the Investment Policy and the Internal Controls listed in the policy, these risks are reduced. The Treasurer is actively reducing investment risk in several ways. Applications for broker/dealers are reviewed and selected by the Treasurer and the Investment Committee.

To reduce risk of diversification of investments and investment limitations, reports of investments purchased, prepared for Commissioners Court and audited by the Auditor's office. Lastly, to protect against potential fraud and embezzlement, the investments are secured through third party custody and safekeeping procedures. These programs and controls should mitigate the risk that may result in a misstatement due to fraud.



MONTGOMERY COUNTY INVESTMENTS
Portfolio Management
Portfolio Summary
October 31, 2023

Montgomery County, TX
 Melanie K. Bush
 501 North Thompson Suite 201
 Conroe, TX 77301
 (936)539-7844

Investments	Par Value	Market Value	Book Value	% of Portfolio	Term	Days to Maturity	YTM/C 360 Equiv.	YTM/C 365 Equiv.
Federal Agency Coupon Securities	111,526,750.00	111,205,079.95	111,205,079.95	87.54	890	51	2.724	2.762
Treasury Discounts -Amortizing	5,000,000.00	4,948,731.19	4,948,731.19	3.90	176	71	5.409	5.484
Managed Pool Accounts	2,666,620.83	2,666,620.83	2,666,620.83	2.10	341	336	5.509	5.585
Mutual Funds	8,211,184.24	8,211,184.24	8,211,184.24	6.46	1	1	0.216	0.219
Investments	127,404,555.07	127,031,616.21	127,031,616.21	100.00%	793	54	2.725	2.763

Total Earnings	October 31 Month Ending	Fiscal Year To Date
Current Year	286,620.50	5,322,554.60
Average Daily Balance	132,697,647.73	
Effective Rate of Return	2.54%	

Melanie K. Bush *11/6/23*

 MELANIE K. BUSH, COUNTY TREASURER

Reporting period 10/01/2023-10/31/2023

Run Date: 11/06/2023 - 15:59

Portfolio MCTX
 AC
 PM (PRF_PM1) 7.3.11
 Report Ver. 7.3.11

MONTGOMERY COUNTY INVESTMENTS
Portfolio Management
Portfolio Details - Investments
October 31, 2023

CUSIP	Investment #	Issuer	Average Balance	Purchase Date	Par Value	Market Value	Book Value	Stated Rate	YTM/C 360	YTM/C 365	Days to Maturity	Maturity Date
Federal Agency Coupon Securities												
3133EMTD4	10062	Federal Farm Credit Bank		03/15/2021	10,000,000.00	10,000,000.00	10,000,000.00	0.370	0.365	0.370	135	03/15/2024
3130APLB9	10066	Federal Home Loan Bank		10/28/2021	15,000,000.00	15,000,000.00	15,000,000.00	0.850	0.838	0.850	88	10/28/2024
3130APP58	10070	Federal Home Loan Bank		11/22/2021	10,000,000.00	10,000,000.00	10,000,000.00	0.625	0.616	0.625	21	02/22/2024
3130AQGT4	10076	Federal Home Loan Bank		01/13/2022	5,000,000.00	4,991,779.30	4,991,779.30	1.100	1.291	1.309	73	01/13/2025
3130AQGT4	10077	Federal Home Loan Bank		01/28/2022	10,000,000.00	9,962,519.48	9,962,519.48	1.100	1.559	1.581	73	01/13/2025
3130AQPZ0	10078	Federal Home Loan Bank		02/16/2022	15,000,000.00	15,000,000.00	15,000,000.00	1.250	1.233	1.250	15	08/16/2024
3130ARFZ9	10083	Federal Home Loan Bank		04/12/2022	5,000,000.00	5,000,000.00	5,000,000.00	2.150	2.420	2.453	72	04/12/2024
3130AUTT1	10086	Federal Home Loan Bank		02/27/2023	5,000,000.00	5,000,000.00	5,000,000.00	5.250	5.178	5.250	24	02/25/2026
3130ALGJ7	10090	Federal Home Loan Bank		04/24/2023	4,026,750.00	3,751,144.85	3,751,144.85	1.000	14.676	14.880	22	03/23/2026
3130AVNT5	10091	Federal Home Loan Bank		04/28/2023	2,500,000.00	2,500,000.00	2,500,000.00	5.500	5.425	5.500	24	04/25/2025
3130AVY63	10092	Federal Home Loan Bank		05/11/2023	2,500,000.00	2,500,000.00	2,500,000.00	5.350	5.277	5.350	10	05/11/2026
3130AVY97	10093	Federal Home Loan Bank		05/15/2023	2,500,000.00	2,500,000.00	2,500,000.00	5.300	5.228	5.301	14	05/15/2025
3130AVSW3	10095	Federal Home Loan Bank		05/09/2023	2,500,000.00	2,500,000.00	2,500,000.00	5.250	5.179	5.251	8	05/09/2024
3130AWQE3	10097	Federal Home Loan Bank		07/28/2023	2,500,000.00	2,500,000.00	2,500,000.00	5.750	5.671	5.750	24	07/25/2025
3134GW6E1	10081	Federal Home Loan Mtg Corp		03/15/2022	10,000,000.00	9,999,636.32	9,999,636.32	0.320	1.630	1.652	1	11/02/2023
3134GYS60	10094	Federal Home Loan Mtg Corp		05/17/2023	2,500,000.00	2,500,000.00	2,500,000.00	5.200	9.588	9.721	16	06/17/2024
3134H1BG7	10098	Federal Home Loan Mtg Corp		08/30/2023	2,500,000.00	2,500,000.00	2,500,000.00	5.750	5.670	5.749	119	08/28/2025
3135GAGA3	10089	Federal National Mtg Assn		04/03/2023	5,000,000.00	5,000,000.00	5,000,000.00	5.200	5.129	5.200	63	07/30/2024
Subtotal and Average			118,935,884.83		111,526,750.00	111,205,079.95	111,205,079.95	2.724	2.762	51		
Treasury Discounts -Amortizing												
912797GC5	10096	U.S. Treasury		07/19/2023	5,000,000.00	4,948,731.19	4,948,731.19	5.199	5.409	5.484	71	01/11/2024
Subtotal and Average			4,937,899.75		5,000,000.00	4,948,731.19	4,948,731.19	5.409	5.484	71		
Managed Pool Accounts												
SYS10073	10073	TEXAS FIXED INCOME TRUST		12/29/2021	166,620.83	166,620.83	166,620.83	0.110	0.108	0.110	1	
SYS10099	10099	TEXAS FIXED INCOME TRUST		10/26/2023	2,500,000.00	2,500,000.00	2,500,000.00	5.950	5.868	5.950	358	10/24/2024
Subtotal and Average			649,741.11		2,666,620.83	2,666,620.83	2,666,620.83	5.509	5.585	336		
Mutual Funds												
SYS10015	10015	AIM FUNDS		09/01/2020	0.00	0.00	0.00	0.090	0.089	0.090	1	
SYS10016	10016	AIM FUNDS		09/01/2020	0.00	0.00	0.00	0.090	0.089	0.090	1	
SYS10018	10018	AIM FUNDS		09/01/2020	0.00	0.00	0.00	0.090	0.089	0.090	1	
SYS10017	10047	AIM FUNDS		09/01/2020	0.00	0.00	0.00	0.090	0.089	0.090	1	
SYS10000	10000	FUNDS MANAGEMENT		09/01/2020	0.00	0.00	0.00	0.040	0.039	0.040	1	
SYS10001	10001	FUNDS MANAGEMENT		09/01/2020	0.00	0.00	0.00	0.040	0.039	0.040	1	
SYS10002	10002	FUNDS MANAGEMENT		09/01/2020	0.00	0.00	0.00	0.040	0.039	0.040	1	
SYS10019	10019	LOGIC INVESTMENTS		09/01/2020	0.00	0.00	0.00	0.257	0.253	0.257	1	

Portfolio MCTX
AC
PM (PRF_PM2) 7.3.11

MONTGOMERY COUNTY INVESTMENTS
Portfolio Management
Portfolio Details - Investments
October 31, 2023

CUSIP	Investment #	Issuer	Average Balance	Purchase Date	Par Value	Market Value	Book Value	Stated Rate	YTM/C 360	YTM/C 365	Days to Maturity	Maturity Date
Mutual Funds												
SYS10020	10020	LOGIC INVESTMENTS		09/01/2020	0.00	0.00	0.00	0.257	0.253	0.257	1	
SYS10021	10021	LOGIC INVESTMENTS		09/01/2020	0.00	0.00	0.00	0.257	0.253	0.257	1	
SYS10022	10022	LOGIC INVESTMENTS		09/01/2020	0.00	0.00	0.00	0.257	0.253	0.257	1	
SYS10023	10023	PROVIDENT		09/01/2020	0.00	0.00	0.00	0.050	0.049	0.050	1	
SYS10024	10024	PROVIDENT		09/01/2020	0.00	0.00	0.00	0.050	0.049	0.050	1	
SYS10025	10025	PROVIDENT		09/01/2020	0.00	0.00	0.00	0.050	0.049	0.050	1	
SYS10026	10026	PROVIDENT		09/01/2020	0.00	0.00	0.00	0.050	0.049	0.050	1	
SYS10011	10011	TEXPOOL INVESTMENTS		09/01/2020	11,793.00	11,793.00	11,793.00	0.150	0.148	0.150	1	
SYS10012	10012	TEXPOOL INVESTMENTS		09/01/2020	616,637.65	616,637.65	616,637.65	0.150	0.148	0.150	1	
SYS10013	10013	TEXPOOL INVESTMENTS		09/01/2020	78,654.84	78,654.84	78,654.84	0.150	0.148	0.150	1	
SYS10014	10014	TEXPOOL INVESTMENTS		09/01/2020	0.00	0.00	0.00	0.160	0.158	0.160	1	
SYS10028	10028	TEXAS CLASS		09/01/2020	43,426.59	43,426.59	43,426.59	0.220	0.216	0.220	1	
SYS10029	10029	TEXAS CLASS		09/01/2020	2,899,293.56	2,899,293.56	2,899,293.56	0.272	0.268	0.272	1	
SYS10030	10030	TEXAS CLASS		09/01/2020	88,539.46	88,539.46	88,539.46	0.272	0.268	0.272	1	
SYS10031	10031	TEXAS CLASS		09/01/2020	3,070,903.76	3,070,903.76	3,070,903.76	0.220	0.216	0.220	1	
SYS10032	10032	TEXAS CLASS		09/01/2020	145,652.31	145,652.31	145,652.31	0.220	0.216	0.220	1	
SYS10033	10033	TEXAS CLASS		09/01/2020	181,466.76	181,466.76	181,466.76	0.220	0.216	0.220	1	
SYS10049	10049	TEXAS CLASS		09/01/2020	2,237.18	2,237.18	2,237.18	0.220	0.216	0.220	1	
SYS10034	10034	TEXSTAR INVESTMENTS		09/01/2020	713,564.60	713,564.60	713,564.60	0.116	0.114	0.116	1	
SYS10035	10035	TEXSTAR INVESTMENTS		09/01/2020	0.00	0.00	0.00	0.116	0.114	0.116	1	
SYS10036	10036	TEXSTAR INVESTMENTS		09/01/2020	359,014.53	359,014.53	359,014.53	0.116	0.114	0.116	1	
		Subtotal and Average	8,174,122.05		8,211,184.24	8,211,184.24	8,211,184.24		0.216	0.219	1	
Money Market Accounts												
SYS10037	10037	GUARANTY BANK		09/01/2020	0.00	0.00	0.00	0.350	0.345	0.350	1	
SYS10050	10050	GUARANTY BANK		09/18/2020	0.00	0.00	0.00	0.350	0.345	0.350	1	
SYS10051	10051	GUARANTY BANK		09/18/2020	0.00	0.00	0.00	0.350	0.345	0.350	1	
SYS10052	10052	GUARANTY BANK		09/18/2020	0.00	0.00	0.00	0.350	0.345	0.350	1	
SYS10053	10053	GUARANTY BANK		09/18/2020	0.00	0.00	0.00	0.350	0.345	0.350	1	
SYS10054	10054	GUARANTY BANK		09/18/2020	0.00	0.00	0.00	0.350	0.345	0.350	1	
		Subtotal and Average	0.00		0.00	0.00	0.00		0.000	0.000	0	
		Total and Average	132,697,647.73		127,404,555.07	127,031,616.21	127,031,616.21		2.725	2.763	54	

MONTGOMERY COUNTY INVESTMENTS
Portfolio Management
Portfolio Details - Cash
October 31, 2023

CUSIP	Investment #	Issuer	Average Balance	Purchase Date	Par Value	Market Value	Book Value	Stated Rate	YTM/C 360	YTM/C 365	Days to Maturity
			Average Balance								0
			Total Cash and Investments		127,404,555.07	127,031,616.21	127,031,616.21		2.725	2.763	54



MONTGOMERY COUNTY INVESTMENTS
Portfolio Management
Portfolio Summary
November 30, 2023

Montgomery County, TX
 Melanie K. Bush
 501 North Thompson Suite 201
 Conroe, TX 77301
 (936)539-7844

Investments	Par Value	Market Value	Book Value	% of Portfolio	Term	Days to Maturity	YTM/C 360 Equiv.	YTM/C 365 Equiv.
Federal Agency Coupon Securities	101,526,750.00	101,218,329.82	101,218,329.82	86.43	919	63	2.579	2.615
Treasury Discounts -Amortizing	5,000,000.00	4,970,394.07	4,970,394.07	4.24	176	41	5.409	5.484
Managed Pool Accounts	2,667,381.82	2,667,381.82	2,667,381.82	2.28	341	307	5.507	5.584
Mutual Funds	8,248,598.75	8,248,598.75	8,248,598.75	7.04	1	1	0.216	0.219
Investments	117,442,730.57	117,104,704.46	117,104,704.46	100.00%	810	63	2.600	2.636

Total Earnings	November 30 Month Ending	Fiscal Year To Date
Current Year	265,720.08	5,591,481.55
Average Daily Balance	117,384,436.09	
Effective Rate of Return	2.75%	

Melanie K Bush 12/12/23
 MELANIE K. BUSH, COUNTY TREASURER

MONTGOMERY COUNTY INVESTMENTS
Portfolio Management
Portfolio Details - Investments
November 30, 2023

CUSIP	Investment #	Issuer	Average Balance	Purchase Date	Par Value	Market Value	Book Value	Stated Rate	YTM/C 360	YTM/C 365	Days to Maturity	Maturity Date
Federal Agency Coupon Securities												
3133EMTD4	10062	Federal Farm Credit Bank		03/15/2021	10,000,000.00	10,000,000.00	10,000,000.00	0.370	0.365	0.370	105	03/15/2024
3130APLB9	10066	Federal Home Loan Bank		10/28/2021	15,000,000.00	15,000,000.00	15,000,000.00	0.850	0.838	0.850	58	10/28/2024
3130APP58	10070	Federal Home Loan Bank		11/22/2021	10,000,000.00	10,000,000.00	10,000,000.00	0.625	0.616	0.625	83	02/22/2024
3130AQGT4	10076	Federal Home Loan Bank		01/13/2022	5,000,000.00	4,992,350.18	4,992,350.18	1.100	1.291	1.309	43	01/13/2025
3130AQGT4	10077	Federal Home Loan Bank		01/28/2022	10,000,000.00	9,965,122.29	9,965,122.29	1.100	1.559	1.581	43	01/13/2025
3130AQPZ0	10078	Federal Home Loan Bank		02/16/2022	15,000,000.00	15,000,000.00	15,000,000.00	1.250	1.233	1.250	77	08/16/2024
3130ARFZ9	10083	Federal Home Loan Bank		04/12/2022	5,000,000.00	5,000,000.00	5,000,000.00	2.150	2.420	2.453	42	04/12/2024
3130AUTT1	10086	Federal Home Loan Bank		02/27/2023	5,000,000.00	5,000,000.00	5,000,000.00	5.250	5.178	5.250	86	02/25/2026
3130ALGJ7	10090	Federal Home Loan Bank		04/24/2023	4,026,750.00	3,760,857.35	3,760,857.35	1.000	10.796	10.946	22	03/23/2026
3130AVNT5	10091	Federal Home Loan Bank		04/28/2023	2,500,000.00	2,500,000.00	2,500,000.00	5.500	5.425	5.500	24	04/25/2025
3130AVY63	10092	Federal Home Loan Bank		05/11/2023	2,500,000.00	2,500,000.00	2,500,000.00	5.350	5.288	5.362	72	05/11/2026
3130AVY97	10093	Federal Home Loan Bank		05/15/2023	2,500,000.00	2,500,000.00	2,500,000.00	5.300	5.227	5.300	76	05/15/2025
3130AVSW3	10095	Federal Home Loan Bank		05/09/2023	2,500,000.00	2,500,000.00	2,500,000.00	5.250	5.178	5.250	8	05/09/2024
3130AWQE3	10097	Federal Home Loan Bank		07/28/2023	2,500,000.00	2,500,000.00	2,500,000.00	5.750	5.671	5.750	24	07/25/2025
3134GYS60	10094	Federal Home Loan Mtg Corp		05/17/2023	2,500,000.00	2,500,000.00	2,500,000.00	5.200	5.129	5.200	78	06/17/2024
3134H1BG7	10098	Federal Home Loan Mtg Corp		08/30/2023	2,500,000.00	2,500,000.00	2,500,000.00	5.750	5.670	5.749	89	08/28/2025
3135GAGA3	10089	Federal National Mtg Assn		04/03/2023	5,000,000.00	5,000,000.00	5,000,000.00	5.200	5.129	5.200	33	07/30/2024
Subtotal and Average			101,545,434.83		101,526,750.00	101,218,329.82	101,218,329.82	2.579	2.615	63		
Treasury Discounts -Amortizing												
912797GC5	10096	U.S. Treasury		07/19/2023	5,000,000.00	4,970,394.07	4,970,394.07	5.199	5.409	5.484	41	01/11/2024
Subtotal and Average			4,959,923.67		5,000,000.00	4,970,394.07	4,970,394.07	5.409	5.484	41		
Managed Pool Accounts												
SYS10073	10073	TEXAS FIXED INCOME TRUST		12/29/2021	167,381.82	167,381.82	167,381.82	0.110	0.108	0.110	1	
SYS10099	10099	TEXAS FIXED INCOME TRUST		10/26/2023	2,500,000.00	2,500,000.00	2,500,000.00	5.950	5.868	5.950	328	10/24/2024
Subtotal and Average			2,666,646.20		2,667,381.82	2,667,381.82	2,667,381.82	5.507	5.584	307		
Mutual Funds												
SYS10015	10015	AIM FUNDS		09/01/2020	0.00	0.00	0.00	0.090	0.089	0.090	1	
SYS10016	10016	AIM FUNDS		09/01/2020	0.00	0.00	0.00	0.090	0.089	0.090	1	
SYS10018	10018	AIM FUNDS		09/01/2020	0.00	0.00	0.00	0.090	0.089	0.090	1	
SYS10017	10047	AIM FUNDS		09/01/2020	0.00	0.00	0.00	0.090	0.089	0.090	1	
SYS10000	10000	FUNDS MANAGEMENT		09/01/2020	0.00	0.00	0.00	0.040	0.039	0.040	1	
SYS10001	10001	FUNDS MANAGEMENT		09/01/2020	0.00	0.00	0.00	0.040	0.039	0.040	1	
SYS10002	10002	FUNDS MANAGEMENT		09/01/2020	0.00	0.00	0.00	0.040	0.039	0.040	1	
SYS10019	10019	LOGIC INVESTMENTS		09/01/2020	0.00	0.00	0.00	0.257	0.253	0.257	1	
SYS10020	10020	LOGIC INVESTMENTS		09/01/2020	0.00	0.00	0.00	0.257	0.253	0.257	1	

MONTGOMERY COUNTY INVESTMENTS
Portfolio Management
Portfolio Details - Investments
November 30, 2023

CUSIP	Investment #	Issuer	Average Balance	Purchase Date	Par Value	Market Value	Book Value	Stated Rate	YTM/C 360	YTM/C 365	Days to Maturity	Maturity Date
Mutual Funds												
SYS10021	10021	LOGIC INVESTMENTS		09/01/2020	0.00	0.00	0.00	0.257	0.253	0.257	1	
SYS10022	10022	LOGIC INVESTMENTS		09/01/2020	0.00	0.00	0.00	0.257	0.253	0.257	1	
SYS10023	10023	PROVIDENT		09/01/2020	0.00	0.00	0.00	0.050	0.049	0.050	1	
SYS10024	10024	PROVIDENT		09/01/2020	0.00	0.00	0.00	0.050	0.049	0.050	1	
SYS10025	10025	PROVIDENT		09/01/2020	0.00	0.00	0.00	0.050	0.049	0.050	1	
SYS10026	10026	PROVIDENT		09/01/2020	0.00	0.00	0.00	0.050	0.049	0.050	1	
SYS10011	10011	TEXPOOL INVESTMENTS		09/01/2020	11,845.06	11,845.06	11,845.06	0.150	0.148	0.150	1	
SYS10012	10012	TEXPOOL INVESTMENTS		09/01/2020	619,360.53	619,360.53	619,360.53	0.150	0.148	0.150	1	
SYS10013	10013	TEXPOOL INVESTMENTS		09/01/2020	79,002.14	79,002.14	79,002.14	0.150	0.148	0.150	1	
SYS10014	10014	TEXPOOL INVESTMENTS		09/01/2020	0.00	0.00	0.00	0.160	0.158	0.160	1	
SYS10028	10028	TEXAS CLASS		09/01/2020	43,626.41	43,626.41	43,626.41	0.220	0.216	0.220	1	
SYS10029	10029	TEXAS CLASS		09/01/2020	2,912,633.89	2,912,633.89	2,912,633.89	0.272	0.268	0.272	1	
SYS10030	10030	TEXAS CLASS		09/01/2020	88,946.85	88,946.85	88,946.85	0.272	0.268	0.272	1	
SYS10031	10031	TEXAS CLASS		09/01/2020	3,085,033.71	3,085,033.71	3,085,033.71	0.220	0.216	0.220	1	
SYS10032	10032	TEXAS CLASS		09/01/2020	146,322.49	146,322.49	146,322.49	0.220	0.216	0.220	1	
SYS10033	10033	TEXAS CLASS		09/01/2020	182,301.73	182,301.73	182,301.73	0.220	0.216	0.220	1	
SYS10049	10049	TEXAS CLASS		09/01/2020	2,247.47	2,247.47	2,247.47	0.220	0.216	0.220	1	
SYS10034	10034	TEXSTAR INVESTMENTS		09/01/2020	716,690.97	716,690.97	716,690.97	0.116	0.114	0.116	1	
SYS10035	10035	TEXSTAR INVESTMENTS		09/01/2020	0.00	0.00	0.00	0.116	0.114	0.116	1	
SYS10036	10036	TEXSTAR INVESTMENTS		09/01/2020	360,587.50	360,587.50	360,587.50	0.116	0.114	0.116	1	
		Subtotal and Average	8,212,431.39		8,248,598.75	8,248,598.75	8,248,598.75	0.216	0.219		1	
Money Market Accounts												
SYS10037	10037	GUARANTY BANK		09/01/2020	0.00	0.00	0.00	0.350	0.345	0.350	1	
SYS10050	10050	GUARANTY BANK		09/18/2020	0.00	0.00	0.00	0.350	0.345	0.350	1	
SYS10051	10051	GUARANTY BANK		09/18/2020	0.00	0.00	0.00	0.350	0.345	0.350	1	
SYS10052	10052	GUARANTY BANK		09/18/2020	0.00	0.00	0.00	0.350	0.345	0.350	1	
SYS10053	10053	GUARANTY BANK		09/18/2020	0.00	0.00	0.00	0.350	0.345	0.350	1	
SYS10054	10054	GUARANTY BANK		09/18/2020	0.00	0.00	0.00	0.350	0.345	0.350	1	
		Subtotal and Average	0.00		0.00	0.00	0.00	0.000	0.000		0	
		Total and Average	117,384,436.09		117,442,730.57	117,104,704.46	117,104,704.46	2.600	2.636		63	

MONTGOMERY COUNTY INVESTMENTS
Portfolio Management
Portfolio Details - Cash
November 30, 2023

CUSIP	Investment #	Issuer	Average Balance	Purchase Date	Par Value	Market Value	Book Value	Stated Rate	YTM/C 360	YTM/C 365	Days to Maturity
Average Balance			0.00								0
Total Cash and Investments			117,384,436.09		117,442,730.57	117,104,704.46	117,104,704.46		2.600	2.636	63



MONTGOMERY COUNTY INVESTMENTS
Portfolio Management
Portfolio Summary
December 31, 2023

Montgomery County, TX
 Melanie K. Bush
 501 North Thompson Suite 201
 Conroe, TX 77301
 (936)539-7844

Investments	Par Value	Market Value	Book Value	% of Portfolio	Term	Days to Maturity	YTM/C 360 Equiv.	YTM/C 365 Equiv.
Federal Agency Coupon Securities	106,026,750.00	105,731,216.03	105,731,216.03	86.89	908	37	2.701	2.739
Treasury Discounts -Amortizing	5,000,000.00	4,992,779.04	4,992,779.04	4.10	176	10	5.409	5.484
Managed Pool Accounts	2,668,176.37	2,668,176.37	2,668,176.37	2.19	341	278	5.505	5.582
Mutual Funds	8,287,382.61	8,287,382.61	8,287,382.61	6.81	1	1	0.216	0.219
Investments	121,982,308.98	121,679,554.05	121,679,554.05	100.00%	804	39	2.705	2.742

Total Earnings	December 31 Month Ending	Fiscal Year To Date	Fiscal Year Ending
Current Year	275,650.58	5,868,321.75	5,868,321.75
Average Daily Balance	118,938,909.63		
Effective Rate of Return	2.73%		

Melanie K. Bush *1/9/24*

 MELANIE K. BUSH, COUNTY TREASURER

Reporting period 12/01/2023-12/31/2023

Run Date: 01/08/2024 - 16:23

Portfolio MCTX
 AC
 PM (PRF_PM1) 7.3.11
 Report Ver. 7.3.11

MONTGOMERY COUNTY INVESTMENTS
Portfolio Management
Portfolio Details - Investments
December 31, 2023

CUSIP	Investment #	Issuer	Average Balance	Purchase Date	Par Value	Market Value	Book Value	Stated Rate	YTM/C 360	YTM/C 365	Days to Maturity	Maturity Date
Federal Agency Coupon Securities												
3133EMTD4	10062	Federal Farm Credit Bank		03/15/2021	10,000,000.00	10,000,000.00	10,000,000.00	0.370	0.365	0.370	74	03/15/2024
3130APLB9	10066	Federal Home Loan Bank		10/28/2021	15,000,000.00	15,000,000.00	15,000,000.00	0.850	0.838	0.850	27	10/28/2024
3130APP58	10070	Federal Home Loan Bank		11/22/2021	10,000,000.00	10,000,000.00	10,000,000.00	0.625	0.616	0.625	52	02/22/2024
3130AQGT4	10076	Federal Home Loan Bank		01/13/2022	5,000,000.00	4,992,921.06	4,992,921.06	1.100	1.291	1.309	12	01/13/2025
3130AQGT4	10077	Federal Home Loan Bank		01/28/2022	10,000,000.00	9,967,725.11	9,967,725.11	1.100	1.559	1.581	12	01/13/2025
3130AQPZ0	10078	Federal Home Loan Bank		02/16/2022	15,000,000.00	15,000,000.00	15,000,000.00	1.250	1.233	1.250	46	08/16/2024
3130ARFZ9	10083	Federal Home Loan Bank		04/12/2022	5,000,000.00	5,000,000.00	5,000,000.00	2.150	2.420	2.453	11	04/12/2024
3130AUTT1	10086	Federal Home Loan Bank		02/27/2023	5,000,000.00	5,000,000.00	5,000,000.00	5.250	5.178	5.250	55	02/25/2026
3130ALGJ7	10090	Federal Home Loan Bank		04/24/2023	4,026,750.00	3,770,569.86	3,770,569.86	1.000	10.796	10.946	22	03/23/2026
3130AVNT5	10091	Federal Home Loan Bank		04/28/2023	2,500,000.00	2,500,000.00	2,500,000.00	5.500	5.425	5.500	24	04/25/2025
3130AVY63	10092	Federal Home Loan Bank		05/11/2023	2,500,000.00	2,500,000.00	2,500,000.00	5.350	5.288	5.362	41	05/11/2026
3130AVY97	10093	Federal Home Loan Bank		05/15/2023	2,500,000.00	2,500,000.00	2,500,000.00	5.300	5.227	5.300	45	05/15/2025
3130AVSW3	10095	Federal Home Loan Bank		05/09/2023	2,500,000.00	2,500,000.00	2,500,000.00	5.250	5.178	5.250	8	05/09/2024
3130AWQE3	10097	Federal Home Loan Bank		07/28/2023	2,500,000.00	2,500,000.00	2,500,000.00	5.750	5.671	5.750	24	07/25/2025
3130AY4S2	10100	Federal Home Loan Bank		12/13/2023	2,250,000.00	2,250,000.00	2,250,000.00	5.510	5.437	5.512	72	01/13/2026
3130AY2U9	10101	Federal Home Loan Bank		12/26/2023	2,250,000.00	2,250,000.00	2,250,000.00	5.500	5.425	5.500	85	06/26/2025
3134GYS60	10094	Federal Home Loan Mtg Corp		05/17/2023	2,500,000.00	2,500,000.00	2,500,000.00	5.200	5.129	5.200	47	06/17/2024
3134H1BG7	10098	Federal Home Loan Mtg Corp		08/30/2023	2,500,000.00	2,500,000.00	2,500,000.00	5.750	5.670	5.749	58	08/28/2025
3135GAGA3	10089	Federal National Mtg Assn		04/03/2023	5,000,000.00	5,000,000.00	5,000,000.00	5.200	5.129	5.200	2	07/30/2024
Subtotal and Average			103,039,704.74		106,026,750.00	105,731,216.03	105,731,216.03		2.701	2.739	37	
Treasury Discounts -Amortizing												
912797GC5	10096	U.S. Treasury		07/19/2023	5,000,000.00	4,992,779.04	4,992,779.04	5.199	5.409	5.484	10	01/11/2024
Subtotal and Average			4,981,947.60		5,000,000.00	4,992,779.04	4,992,779.04		5.409	5.484	10	
Managed Pool Accounts												
SYS10073	10073	TEXAS FIXED INCOME TRUST		12/29/2021	168,176.37	168,176.37	168,176.37	0.110	0.108	0.110	1	
SYS10099	10099	TEXAS FIXED INCOME TRUST		10/26/2023	2,500,000.00	2,500,000.00	2,500,000.00	5.950	5.868	5.950	297	10/24/2024
Subtotal and Average			2,667,407.45		2,668,176.37	2,668,176.37	2,668,176.37		5.505	5.582	278	
Mutual Funds												
SYS10015	10015	AIM FUNDS		09/01/2020	0.00	0.00	0.00	0.090	0.089	0.090	1	
SYS10016	10016	AIM FUNDS		09/01/2020	0.00	0.00	0.00	0.090	0.089	0.090	1	
SYS10018	10018	AIM FUNDS		09/01/2020	0.00	0.00	0.00	0.090	0.089	0.090	1	
SYS10017	10047	AIM FUNDS		09/01/2020	0.00	0.00	0.00	0.090	0.089	0.090	1	
SYS10000	10000	FUNDS MANAGEMENT		09/01/2020	0.00	0.00	0.00	0.040	0.039	0.040	1	
SYS10001	10001	FUNDS MANAGEMENT		09/01/2020	0.00	0.00	0.00	0.040	0.039	0.040	1	
SYS10002	10002	FUNDS MANAGEMENT		09/01/2020	0.00	0.00	0.00	0.040	0.039	0.040	1	

MONTGOMERY COUNTY INVESTMENTS
Portfolio Management
Portfolio Details - Investments
December 31, 2023

CUSIP	Investment #	Issuer	Average Balance	Purchase Date	Par Value	Market Value	Book Value	Stated Rate	YTM/C 360	YTM/C 365	Days to Maturity	Maturity Date
Mutual Funds												
SYS10019	10019	LOGIC INVESTMENTS		09/01/2020	0.00	0.00	0.00	0.257	0.253	0.257	1	
SYS10020	10020	LOGIC INVESTMENTS		09/01/2020	0.00	0.00	0.00	0.257	0.253	0.257	1	
SYS10021	10021	LOGIC INVESTMENTS		09/01/2020	0.00	0.00	0.00	0.257	0.253	0.257	1	
SYS10022	10022	LOGIC INVESTMENTS		09/01/2020	0.00	0.00	0.00	0.257	0.253	0.257	1	
SYS10023	10023	PROVIDENT		09/01/2020	0.00	0.00	0.00	0.050	0.049	0.050	1	
SYS10024	10024	PROVIDENT		09/01/2020	0.00	0.00	0.00	0.050	0.049	0.050	1	
SYS10025	10025	PROVIDENT		09/01/2020	0.00	0.00	0.00	0.050	0.049	0.050	1	
SYS10026	10026	PROVIDENT		09/01/2020	0.00	0.00	0.00	0.050	0.049	0.050	1	
SYS10011	10011	TEXPOOL INVESTMENTS		09/01/2020	11,899.06	11,899.06	11,899.06	0.150	0.148	0.150	1	
SYS10012	10012	TEXPOOL INVESTMENTS		09/01/2020	622,185.05	622,185.05	622,185.05	0.150	0.148	0.150	1	
SYS10013	10013	TEXPOOL INVESTMENTS		09/01/2020	79,362.41	79,362.41	79,362.41	0.150	0.148	0.150	1	
SYS10014	10014	TEXPOOL INVESTMENTS		09/01/2020	0.00	0.00	0.00	0.160	0.158	0.160	1	
SYS10028	10028	TEXAS CLASS		09/01/2020	43,833.44	43,833.44	43,833.44	0.220	0.216	0.220	1	
SYS10029	10029	TEXAS CLASS		09/01/2020	2,926,455.82	2,926,455.82	2,926,455.82	0.272	0.268	0.272	1	
SYS10030	10030	TEXAS CLASS		09/01/2020	89,368.95	89,368.95	89,368.95	0.272	0.268	0.272	1	
SYS10031	10031	TEXAS CLASS		09/01/2020	3,099,673.77	3,099,673.77	3,099,673.77	0.220	0.216	0.220	1	
SYS10032	10032	TEXAS CLASS		09/01/2020	147,016.86	147,016.86	147,016.86	0.220	0.216	0.220	1	
SYS10033	10033	TEXAS CLASS		09/01/2020	183,166.84	183,166.84	183,166.84	0.220	0.216	0.220	1	
SYS10049	10049	TEXAS CLASS		09/01/2020	2,258.14	2,258.14	2,258.14	0.220	0.216	0.220	1	
SYS10034	10034	TEXSTAR INVESTMENTS		09/01/2020	719,940.06	719,940.06	719,940.06	0.116	0.114	0.116	1	
SYS10035	10035	TEXSTAR INVESTMENTS		09/01/2020	0.00	0.00	0.00	0.116	0.114	0.116	1	
SYS10036	10036	TEXSTAR INVESTMENTS		09/01/2020	362,222.21	362,222.21	362,222.21	0.116	0.114	0.116	1	
Subtotal and Average			8,249,849.84		8,287,382.61	8,287,382.61	8,287,382.61	0.216	0.219	0.216	1	
Money Market Accounts												
SYS10037	10037	GUARANTY BANK		09/01/2020	0.00	0.00	0.00	0.350	0.345	0.350	1	
SYS10050	10050	GUARANTY BANK		09/18/2020	0.00	0.00	0.00	0.350	0.345	0.350	1	
SYS10051	10051	GUARANTY BANK		09/18/2020	0.00	0.00	0.00	0.350	0.345	0.350	1	
SYS10052	10052	GUARANTY BANK		09/18/2020	0.00	0.00	0.00	0.350	0.345	0.350	1	
SYS10053	10053	GUARANTY BANK		09/18/2020	0.00	0.00	0.00	0.350	0.345	0.350	1	
SYS10054	10054	GUARANTY BANK		09/18/2020	0.00	0.00	0.00	0.350	0.345	0.350	1	
Subtotal and Average			0.00		0.00	0.00	0.00	0.000	0.000	0.000	0	
Total and Average			118,938,909.63		121,982,308.98	121,679,554.05	121,679,554.05	2.705	2.742	2.705	39	

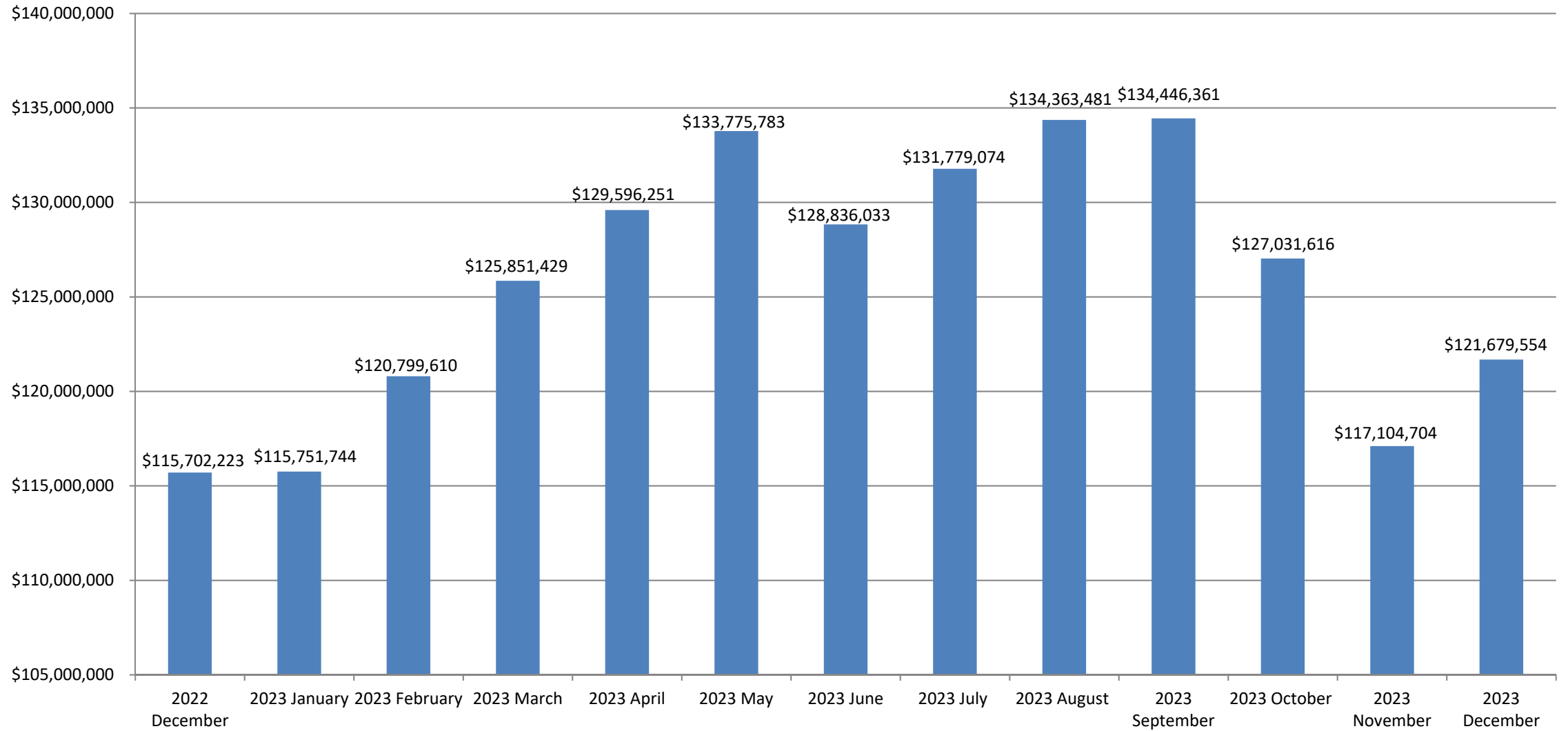
MONTGOMERY COUNTY INVESTMENTS
Portfolio Management
Portfolio Details - Cash
December 31, 2023

CUSIP	Investment #	Issuer	Average Balance	Purchase Date	Par Value	Market Value	Book Value	Stated Rate	YTM/C 360	YTM/C 365	Days to Maturity
Average Balance			0.00								0
Total Cash and Investments			118,938,909.63		121,982,308.98	121,679,554.05	121,679,554.05		2.705	2.742	39



MELANIE K. BUSH
MONTGOMERY COUNTY TREASURER
501 North Thompson, Suite 201, Conroe, Texas 77301
P.O. Box 1307, Conroe, Texas 77305

MCTX BOOK VALUE HISTORY – DECEMBER 2022 – DECEMBER 2023





MONTGOMERY COUNTY INVESTMENTS
Fund 100 - General Fund
Fiscal Year 2023-2024
Quarter Ending December 31, 2023

Montgomery County, TX
 Melanie K. Bush
 501 North Thompson Suite 201
 Conroe, TX 77301
 (936)539-7844

CUSIP	Investment #	Issuer	Purchase Date	Book Value	Par Value	Market Value	Current Rate	YTM/C 360	YTM/C 365	Maturity Date	Days To Maturity
Federal Agency Coupon Securities											
3133EMTD4	10062	Federal Farm Credit Bank	03/15/2021	10,000,000.00	10,000,000.00	10,000,000.00	0.370	0.364	0.370	03/15/2024	74
3130APLB9	10066	Federal Home Loan Bank	10/28/2021	15,000,000.00	15,000,000.00	15,000,000.00	0.850	0.838	0.850	10/28/2024	301
3130APP58	10070	Federal Home Loan Bank	11/22/2021	10,000,000.00	10,000,000.00	10,000,000.00	0.625	0.616	0.625	02/22/2024	52
3130AQGT4	10076	Federal Home Loan Bank	01/13/2022	4,992,921.06	5,000,000.00	4,992,921.06	1.100	1.290	1.308	01/13/2025	378
3130AQGT4	10077	Federal Home Loan Bank	01/28/2022	9,967,725.11	10,000,000.00	9,967,725.11	1.100	1.559	1.580	01/13/2025	378
3130AQPZ0	10078	Federal Home Loan Bank	02/16/2022	15,000,000.00	15,000,000.00	15,000,000.00	1.250	1.232	1.250	08/16/2024	228
3130ARFZ9	10083	Federal Home Loan Bank	04/12/2022	5,000,000.00	5,000,000.00	5,000,000.00	2.150	2.419	2.453	04/12/2024	102
3130AUTT1	10086	Federal Home Loan Bank	02/27/2023	5,000,000.00	5,000,000.00	5,000,000.00	5.250	5.178	5.250	02/25/2026	786
3130ALGJ7	10090	Federal Home Loan Bank	04/24/2023	3,770,569.86	4,026,750.00	3,770,569.86	1.000	10.795	10.945	03/23/2026	812
3130AVNT5	10091	Federal Home Loan Bank	04/28/2023	2,500,000.00	2,500,000.00	2,500,000.00	5.500	5.424	5.500	04/25/2025	480
3130AVY63	10092	Federal Home Loan Bank	05/11/2023	2,500,000.00	2,500,000.00	2,500,000.00	5.350	5.288	5.361	05/11/2026	861
3130AVY97	10093	Federal Home Loan Bank	05/15/2023	2,500,000.00	2,500,000.00	2,500,000.00	5.300	5.227	5.300	05/15/2025	500
3130AVSW3	10095	Federal Home Loan Bank	05/09/2023	2,500,000.00	2,500,000.00	2,500,000.00	5.250	5.178	5.250	05/09/2024	129
3130AWQE3	10097	Federal Home Loan Bank	07/28/2023	2,500,000.00	2,500,000.00	2,500,000.00	5.750	5.671	5.750	07/25/2025	571
3130AY4S2	10100	Federal Home Loan Bank	12/13/2023	2,250,000.00	2,250,000.00	2,250,000.00	5.510	5.436	5.512	01/13/2026	743
3130AY2U9	10101	Federal Home Loan Bank	12/26/2023	2,250,000.00	2,250,000.00	2,250,000.00	5.500	5.424	5.500	06/26/2025	542
3134GYS60	10094	Federal Home Loan Mtg Corp	05/17/2023	2,500,000.00	2,500,000.00	2,500,000.00	5.200	5.128	5.200	06/17/2024	168
3134H1BG7	10098	Federal Home Loan Mtg Corp	08/30/2023	2,500,000.00	2,500,000.00	2,500,000.00	5.750	5.670	5.749	08/28/2025	605
3135GAGA3	10089	Federal National Mtg Assn	04/03/2023	5,000,000.00	5,000,000.00	5,000,000.00	5.200	5.128	5.200	07/30/2024	211
Subtotal and Average				105,731,216.03	106,026,750.00	105,731,216.03		2.701	2.739		327
Treasury Discounts -Amortizing											
912797GC5	10096	U.S. Treasury	07/19/2023	4,992,779.04	5,000,000.00	4,992,779.04	5.199	5.408	5.483	01/11/2024	10
Subtotal and Average				4,992,779.04	5,000,000.00	4,992,779.04		5.409	5.484		10
Managed Pool Accounts											
SYS10073	10073	TEXAS FIXED INCOME TRUST	12/29/2021	168,176.37	168,176.37	168,176.37	0.110	0.108	0.110		1
SYS10099	10099	TEXAS FIXED INCOME TRUST	10/26/2023	2,500,000.00	2,500,000.00	2,500,000.00	5.950	5.868	5.950	10/24/2024	297
Subtotal and Average				2,668,176.37	2,668,176.37	2,668,176.37		5.505	5.582		278
Mutual Funds											

Portfolio MCTX
 AC
 FI (PRF_FI) 7.3.11
 Report Ver. 7.3.11

**Fund 100 - General Fund
Investments by Fund
Fiscal Year 2023-2024
Quarter Ending December 31, 2023**

CUSIP	Investment #	Issuer	Purchase Date	Book Value	Par Value	Market Value	Current Rate	YTM/C 360	YTM/C 365	Maturity Days To Date Maturity
Mutual Funds										
SYS10015	10015	AIM FUNDS	09/01/2020	0.00	0.00	0.00	0.090	0.088	0.090	1
SYS10000	10000	FUNDS MANAGEMENT	09/01/2020	0.00	0.00	0.00	0.040	0.039	0.040	1
SYS10021	10021	LOGIC INVESTMENTS	09/01/2020	0.00	0.00	0.00	0.257	0.252	0.256	1
SYS10023	10023	PROVIDENT	09/01/2020	0.00	0.00	0.00	0.050	0.049	0.050	1
SYS10011	10011	TEXPOOL INVESTMENTS	09/01/2020	11,899.06	11,899.06	11,899.06	0.150	0.147	0.150	1
SYS10014	10014	TEXPOOL INVESTMENTS	09/01/2020	0.00	0.00	0.00	0.160	0.157	0.160	1
SYS10049	10049	TEXAS CLASS	09/01/2020	2,258.14	2,258.14	2,258.14	0.220	0.216	0.219	1
SYS10035	10035	TEXSTAR INVESTMENTS	09/01/2020	0.00	0.00	0.00	0.116	0.114	0.115	1
Subtotal and Average				14,157.20	14,157.20	14,157.20	0.159	0.161		1
Money Market Accounts										
SYS10037	10037	GUARANTY BANK	09/01/2020	0.00	0.00	0.00	0.350	0.345	0.350	1
SYS10050	10050	GUARANTY BANK	09/18/2020	0.00	0.00	0.00	0.350	0.345	0.350	1
Subtotal and Average				0.00	0.00	0.00	0.000	0.000		0
Total Investments and Average				113,406,328.64	113,709,083.57	113,406,328.64	2.886	2.926		311

**Fund 200 - Road & Bridge
Investments by Fund
Fiscal Year 2023-2024
Quarter Ending December 31, 2023**

CUSIP	Investment #	Issuer	Purchase Date	Book Value	Par Value	Market Value	Current Rate	YTM/C 360	YTM/C 365	Maturity Days To Date Maturity
Mutual Funds										
SYS10017	10047	AIM FUNDS	09/01/2020	0.00	0.00	0.00	0.090	0.088	0.090	1
SYS10002	10002	FUNDS MANAGEMENT	09/01/2020	0.00	0.00	0.00	0.040	0.039	0.040	1
SYS10019	10019	LOGIC INVESTMENTS	09/01/2020	0.00	0.00	0.00	0.257	0.252	0.256	1
SYS10036	10036	TEXSTAR INVESTMENTS	09/01/2020	362,222.21	362,222.21	362,222.21	0.116	0.114	0.115	1
Subtotal and Average				362,222.21	362,222.21	362,222.21		0.114	0.116	1
Money Market Accounts										
SYS10053	10053	GUARANTY BANK	09/18/2020	0.00	0.00	0.00	0.350	0.345	0.350	1
Subtotal and Average				0.00	0.00	0.00		0.000	0.000	0
Total Investments and Average				362,222.21	362,222.21	362,222.21		0.114	0.116	1

**Fund 204 - Law Library
Investments by Fund
Fiscal Year 2023-2024
Quarter Ending December 31, 2023**

CUSIP	Investment #	Issuer	Purchase Date	Book Value	Par Value	Market Value	Current Rate	YTM/C 360	YTM/C 365	Maturity Days To Date Maturity
Mutual Funds										
SYS10018	10018	AIM FUNDS	09/01/2020	0.00	0.00	0.00	0.090	0.088	0.090	1
SYS10025	10025	PROVIDENT	09/01/2020	0.00	0.00	0.00	0.050	0.049	0.050	1
Subtotal and Average				0.00	0.00	0.00	0.000	0.000	0.000	0
Money Market Accounts										
SYS10052	10052	GUARANTY BANK	09/18/2020	0.00	0.00	0.00	0.350	0.345	0.350	1
Subtotal and Average				0.00	0.00	0.00	0.000	0.000	0.000	0
Total Investments and Average				0.00	0.00	0.00	0.000	0.000	0.000	0

Fund 206 - CO. CLK. REC. MGMT & PRESERV.
Investments by Fund
Fiscal Year 2023-2024
Quarter Ending December 31, 2023

CUSIP	Investment #	Issuer	Purchase Date	Book Value	Par Value	Market Value	Current Rate	YTM/C 360	YTM/C 365	Maturity Days To Date Maturity
Mutual Funds										
SYS10031	10031	TEXAS CLASS	09/01/2020	3,099,673.77	3,099,673.77	3,099,673.77	0.220	0.216	0.219	1
Subtotal and Average				3,099,673.77	3,099,673.77	3,099,673.77		0.216	0.219	1
Total Investments and Average				3,099,673.77	3,099,673.77	3,099,673.77		0.216	0.219	1

Fund 208 - DIST. CLK REC. MGMT & PRESERV
Investments by Fund
Fiscal Year 2023-2024
Quarter Ending December 31, 2023

CUSIP	Investment #	Issuer	Purchase Date	Book Value	Par Value	Market Value	Current Rate	YTM/C 360	YTM/C 365	Maturity Days To Date Maturity
Mutual Funds										
SYS10032	10032	TEXAS CLASS	09/01/2020	147,016.86	147,016.86	147,016.86	0.220	0.216	0.219	1
Subtotal and Average				147,016.86	147,016.86	147,016.86		0.216	0.220	1
Total Investments and Average				147,016.86	147,016.86	147,016.86		0.216	0.220	1

**Fund 209 - DC RECORDS PRESERV.
Investments by Fund
Fiscal Year 2023-2024
Quarter Ending December 31, 2023**

CUSIP	Investment #	Issuer	Purchase Date	Book Value	Par Value	Market Value	Current Rate	YTM/C 360	YTM/C 365	Maturity Days To Date Maturity
Mutual Funds										
SYS10030	10030	TEXAS CLASS	09/01/2020	89,368.95	89,368.95	89,368.95	0.272	0.268	0.271	1
Subtotal and Average				89,368.95	89,368.95	89,368.95	0.268	0.272		1
Total Investments and Average				89,368.95	89,368.95	89,368.95	0.268	0.272		1

Fund 210 - CNTY & DIST COURT DIG. PRESERV
Investments by Fund
Fiscal Year 2023-2024
Quarter Ending December 31, 2023

CUSIP	Investment #	Issuer	Purchase Date	Book Value	Par Value	Market Value	Current Rate	YTM/C 360	YTM/C 365	Maturity Days To Date Maturity
Mutual Funds										
SYS10033	10033	TEXAS CLASS	09/01/2020	183,166.84	183,166.84	183,166.84	0.220	0.216	0.219	1
Subtotal and Average				183,166.84	183,166.84	183,166.84		0.216	0.220	1
Total Investments and Average				183,166.84	183,166.84	183,166.84		0.216	0.220	1

**Fund 219 - Contracts Election Service
Investments by Fund
Fiscal Year 2023-2024
Quarter Ending December 31, 2023**

CUSIP	Investment #	Issuer	Purchase Date	Book Value	Par Value	Market Value	Current Rate	YTM/C 360	YTM/C 365	Maturity Days To Date Maturity
Mutual Funds										
SYS10013	10013	TEXPOOL INVESTMENTS	09/01/2020	79,362.41	79,362.41	79,362.41	0.150	0.147	0.150	1
Subtotal and Average				79,362.41	79,362.41	79,362.41		0.148	0.150	1
Total Investments and Average				79,362.41	79,362.41	79,362.41		0.148	0.150	1

**Fund 220 - GRANT
Investments by Fund
Fiscal Year 2023-2024
Quarter Ending December 31, 2023**

CUSIP	Investment #	Issuer	Purchase Date	Book Value	Par Value	Market Value	Current Rate	YTM/C 360	YTM/C 365	Maturity Days To Date Maturity
Mutual Funds										
SYS10034	10034	TEXSTAR INVESTMENTS	09/01/2020	719,940.06	719,940.06	719,940.06	0.116	0.114	0.115	1
Subtotal and Average				719,940.06	719,940.06	719,940.06		0.114	0.116	1
Total Investments and Average				719,940.06	719,940.06	719,940.06		0.114	0.116	1

**Fund 300 - Debt Service
Investments by Fund
Fiscal Year 2023-2024
Quarter Ending December 31, 2023**

CUSIP	Investment #	Issuer	Purchase Date	Book Value	Par Value	Market Value	Current Rate	YTM/C 360	YTM/C 365	Maturity Days To Date Maturity
Mutual Funds										
SYS10016	10016	AIM FUNDS	09/01/2020	0.00	0.00	0.00	0.090	0.088	0.090	1
SYS10001	10001	FUNDS MANAGEMENT	09/01/2020	0.00	0.00	0.00	0.040	0.039	0.040	1
SYS10024	10024	PROVIDENT	09/01/2020	0.00	0.00	0.00	0.050	0.049	0.050	1
SYS10012	10012	TEXPOOL INVESTMENTS	09/01/2020	622,185.05	622,185.05	622,185.05	0.150	0.147	0.150	1
SYS10028	10028	TEXAS CLASS	09/01/2020	43,833.44	43,833.44	43,833.44	0.220	0.216	0.219	1
Subtotal and Average				666,018.49	666,018.49	666,018.49		0.152	0.155	1
Money Market Accounts										
SYS10051	10051	GUARANTY BANK	09/18/2020	0.00	0.00	0.00	0.350	0.345	0.350	1
Subtotal and Average				0.00	0.00	0.00		0.000	0.000	0
Total Investments and Average				666,018.49	666,018.49	666,018.49		0.152	0.155	1

Fund 401 - CP REV. TOLL BONDS 2010
Investments by Fund
Fiscal Year 2023-2024
Quarter Ending December 31, 2023

CUSIP	Investment #	Issuer	Purchase Date	Book Value	Par Value	Market Value	Current Rate	YTM/C 360	YTM/C 365	Maturity Days To Date Maturity
Mutual Funds										
SYS10029	10029	TEXAS CLASS	09/01/2020	2,926,455.82	2,926,455.82	2,926,455.82	0.272	0.268	0.271	1
Subtotal and Average				2,926,455.82	2,926,455.82	2,926,455.82		0.268	0.272	1
Total Investments and Average				2,926,455.82	2,926,455.82	2,926,455.82		0.268	0.272	1

**Fund 402 - CP RB 2012
Investments by Fund
Fiscal Year 2023-2024
Quarter Ending December 31, 2023**

CUSIP	Investment #	Issuer	Purchase Date	Book Value	Par Value	Market Value	Current Rate	YTM/C 360	YTM/C 365	Maturity Days To Date Maturity
Mutual Funds										
SYS10026	10026	PROVIDENT	09/01/2020	0.00	0.00	0.00	0.050	0.049	0.050	1
Subtotal and Average				0.00	0.00	0.00		0.000	0.000	0
Money Market Accounts										
SYS10054	10054	GUARANTY BANK	09/18/2020	0.00	0.00	0.00	0.350	0.345	0.350	1
Subtotal and Average				0.00	0.00	0.00		0.000	0.000	0
Total Investments and Average				0.00	0.00	0.00		0.000	0.000	0

Fund 404 - CP RB 2016
Investments by Fund
Fiscal Year 2023-2024
Quarter Ending December 31, 2023

CUSIP	Investment #	Issuer	Purchase Date	Book Value	Par Value	Market Value	Current Rate	YTM/C 360	YTM/C 365	Maturity Days To Date Maturity
Mutual Funds										
SYS10020	10020	LOGIC INVESTMENTS	09/01/2020	0.00	0.00	0.00	0.257	0.252	0.256	1
Subtotal and Average				0.00	0.00	0.00	0.000	0.000	0.000	0
Total Investments and Average				0.00	0.00	0.00	0.000	0.000	0.000	0

**Fund 405 - CP RB 2016A
Investments by Fund
Fiscal Year 2023-2024
Quarter Ending December 31, 2023**

CUSIP	Investment #	Issuer	Purchase Date	Book Value	Par Value	Market Value	Current Rate	YTM/C 360	YTM/C 365	Maturity Days To Date Maturity
Mutual Funds										
SYS10022	10022	LOGIC INVESTMENTS	09/01/2020	0.00	0.00	0.00	0.257	0.252	0.256	1
Subtotal and Average				0.00	0.00	0.00	0.000	0.000	0.000	0
Total Investments and Average				0.00	0.00	0.00	0.000	0.000	0.000	0



**MONTGOMERY CO TOLL ROAD
Portfolio Management
Portfolio Summary
October 31, 2023**

Montgomery County, TX
Melanie K. Bush
501 North Thompson Suite 201
Conroe, TX 77301
(936)539-7844

Investments	Par Value	Market Value	Book Value	% of Portfolio	Term	Days to Maturity	YTM 360 Equiv.	YTM 365 Equiv.
Money Market Accounts	32,425,147.62	32,425,147.62	32,425,147.62	100.00	1	1	0.000	0.000
Investments	32,425,147.62	32,425,147.62	32,425,147.62	100.00%	1	1	0.000	0.000

Total Earnings	October 31 Month Ending	Fiscal Year To Date
Current Year	141,954.86	1,645,687.94
Average Daily Balance	32,402,759.17	
Effective Rate of Return	5.16%	

Melanie K. Bush

MELANIE K. BUSH, COUNTY TREASURER

11/6/23

Reporting period 10/01/2023-10/31/2023

Run Date: 11/06/2023 - 10:01

Portfolio MTRA
CC
PM (PRF_PM1) 7.3.11
Report Ver. 7.3.11

MONTGOMERY CO TOLL ROAD
Portfolio Management
Portfolio Details - Investments
October 31, 2023

CUSIP	Investment #	Issuer	Average Balance	Purchase Date	Par Value	Market Value	Book Value	Stated Rate	YTM 360	YTM 365	Days to Maturity	Maturity Date
Money Market Accounts												
192826105	10000	FIDELITY		09/01/2020	405.86	405.86	405.86	0.000	0.000		1	
192826105	10001	FIDELITY		09/01/2020	452,912.66	452,912.66	452,912.66	0.000	0.000		1	
192826105	10002	FIDELITY		09/01/2020	6,739,781.06	6,739,781.06	6,739,781.06	0.000	0.000		1	
192826105	10003	FIDELITY		09/01/2020	542,246.25	542,246.25	542,246.25	0.000	0.000		1	
192826105	10004	FIDELITY		09/01/2020	654,298.78	654,298.78	654,298.78	0.000	0.000		1	
192826105	10005	FIDELITY		09/01/2020	1,049,254.11	1,049,254.11	1,049,254.11	0.000	0.000		1	
192826105	10006	FIDELITY		09/01/2020	22,965,165.46	22,965,165.46	22,965,165.46	0.000	0.000		1	
192826105	10007	FIDELITY		09/01/2020	21,083.44	21,083.44	21,083.44	0.000	0.000		1	
192826105	10008	FIDELITY		09/01/2020	0.00	0.00	0.00	0.000	0.000		1	
		Subtotal and Average	32,402,759.17		32,425,147.62	32,425,147.62	32,425,147.62	0.000	0.000		1	
GIC/GAC												
GIC007725	10010	CITIGROUP GLOBAL MARKETS INC		09/01/2020	0.00	0.00	0.00	0.000	0.000		1	
		Subtotal and Average	0.00		0.00	0.00	0.00	0.000	0.000		0	
		Total and Average	32,402,759.17		32,425,147.62	32,425,147.62	32,425,147.62	0.000	0.000		1	



**MONTGOMERY CO TOLL ROAD
Portfolio Management
Portfolio Summary
November 30, 2023**

Montgomery County, TX
Melanie K. Bush
501 North Thompson Suite 201
Conroe, TX 77301
(936)539-7844

Investments	Par Value	Market Value	Book Value	% of Portfolio	Term	Days to Maturity	YTM 360 Equiv.	YTM 365 Equiv.
Money Market Accounts	34,676,807.81	34,676,807.81	34,676,807.81	100.00	1	1	0.000	0.000
Investments	34,676,807.81	34,676,807.81	34,676,807.81	100.00%	1	1	0.000	0.000

Total Earnings	November 30 Month Ending	Fiscal Year To Date
Current Year	142,933.34	1,788,621.28
Average Daily Balance	34,608,509.63	
Effective Rate of Return	5.02%	

Melanie K. Bush 12/12/23

 MELANIE K. BUSH, COUNTY TREASURER

MONTGOMERY CO TOLL ROAD
Portfolio Management
Portfolio Details - Investments
November 30, 2023

CUSIP	Investment #	Issuer	Average Balance	Purchase Date	Par Value	Market Value	Book Value	Stated Rate	YTM 360	YTM 365	Days to Maturity	Maturity Date
Money Market Accounts												
192826105	10000	FIDELITY		09/01/2020	0.00	0.00	0.00		0.000	0.000	1	
192826105	10001	FIDELITY		09/01/2020	1,337,708.21	1,337,708.21	1,337,708.21		0.000	0.000	1	
192826105	10002	FIDELITY		09/01/2020	6,769,386.11	6,769,386.11	6,769,386.11		0.000	0.000	1	
192826105	10003	FIDELITY		09/01/2020	544,628.11	544,628.11	544,628.11		0.000	0.000	1	
192826105	10004	FIDELITY		09/01/2020	657,172.84	657,172.84	657,172.84		0.000	0.000	1	
192826105	10005	FIDELITY		09/01/2020	1,053,863.05	1,053,863.05	1,053,863.05		0.000	0.000	1	
192826105	10006	FIDELITY		09/01/2020	24,292,873.44	24,292,873.44	24,292,873.44		0.000	0.000	1	
192826105	10007	FIDELITY		09/01/2020	21,176.05	21,176.05	21,176.05		0.000	0.000	1	
192826105	10008	FIDELITY		09/01/2020	0.00	0.00	0.00		0.000	0.000	1	
		Subtotal and Average	34,608,509.63		34,676,807.81	34,676,807.81	34,676,807.81		0.000	0.000	1	
GIC/GAC												
GIC007725	10010	CITIGROUP GLOBAL MARKETS INC		09/01/2020	0.00	0.00	0.00		0.000	0.000	1	
		Subtotal and Average	0.00		0.00	0.00	0.00		0.000	0.000	0	
		Total and Average	34,608,509.63		34,676,807.81	34,676,807.81	34,676,807.81		0.000	0.000	1	



**MONTGOMERY CO TOLL ROAD
Portfolio Management
Portfolio Summary
December 31, 2023**

Montgomery County, TX
Melanie K. Bush
501 North Thompson Suite 201
Conroe, TX 77301
(936)539-7844

Investments	Par Value	Market Value	Book Value	% of Portfolio	Term	Days to Maturity	YTM 360 Equiv.	YTM 365 Equiv.
Money Market Accounts	36,061,586.10	36,061,586.10	36,061,586.10	100.00	1	1	0.000	0.000
Investments	36,061,586.10	36,061,586.10	36,061,586.10	100.00%	1	1	0.000	0.000

Total Earnings	December 31 Month Ending	Fiscal Year To Date	Fiscal Year Ending
Current Year	146,576.89	1,935,198.17	1,935,198.17
Average Daily Balance	35,160,839.86		
Effective Rate of Return	4.91%		

Melanie K Bush *1/9/24*

 MELANIE K. BUSH, COUNTY TREASURER

Reporting period 12/01/2023-12/31/2023

Run Date: 01/08/2024 - 14:27

Portfolio MTRA
AC
PM (PRF_PM1) 7.3.11
Report Ver. 7.3.11

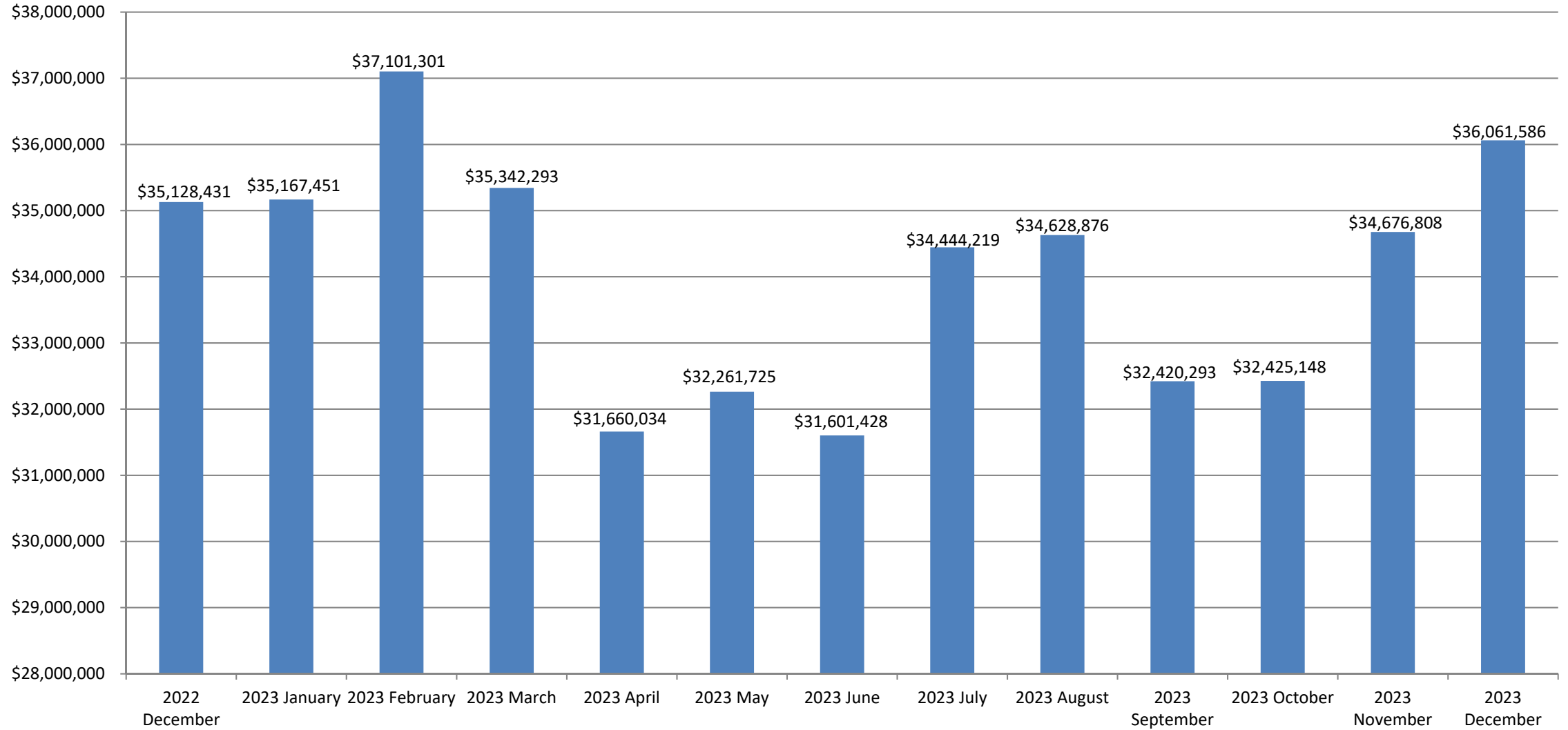
MONTGOMERY CO TOLL ROAD
Portfolio Management
Portfolio Details - Investments
December 31, 2023

CUSIP	Investment #	Issuer	Average Balance	Purchase Date	Par Value	Market Value	Book Value	Stated Rate	YTM 360	YTM 365	Days to Maturity	Maturity Date
Money Market Accounts												
192826105	10000	FIDELITY		09/01/2020	0.00	0.00	0.00		0.000	0.000	1	
192826105	10001	FIDELITY		09/01/2020	1,788,994.19	1,788,994.19	1,788,994.19		0.000	0.000	1	
192826105	10002	FIDELITY		09/01/2020	6,798,321.59	6,798,321.59	6,798,321.59		0.000	0.000	1	
192826105	10003	FIDELITY		09/01/2020	546,956.10	546,956.10	546,956.10		0.000	0.000	1	
192826105	10004	FIDELITY		09/01/2020	659,981.90	659,981.90	659,981.90		0.000	0.000	1	
192826105	10005	FIDELITY		09/01/2020	1,058,367.75	1,058,367.75	1,058,367.75		0.000	0.000	1	
192826105	10006	FIDELITY		09/01/2020	25,187,698.00	25,187,698.00	25,187,698.00		0.000	0.000	1	
192826105	10007	FIDELITY		09/01/2020	21,266.57	21,266.57	21,266.57		0.000	0.000	1	
192826105	10008	FIDELITY		09/01/2020	0.00	0.00	0.00		0.000	0.000	1	
		Subtotal and Average	35,160,839.86		36,061,586.10	36,061,586.10	36,061,586.10		0.000	0.000	1	
GIC/GAC												
GIC007725	10010	CITIGROUP GLOBAL MARKETS INC		09/01/2020	0.00	0.00	0.00		0.000	0.000	1	
		Subtotal and Average	0.00		0.00	0.00	0.00		0.000	0.000	0	
		Total and Average	35,160,839.86		36,061,586.10	36,061,586.10	36,061,586.10		0.000	0.000	1	



MELANIE K. BUSH
MONTGOMERY COUNTY TREASURER
501 North Thompson, Suite 201, Conroe, Texas 77301
P.O. Box 1307, Conroe, Texas 77305

MCTRA BOOK VALUE HISTORY – DECEMBER 2022 – DECEMBER 2023





MONTGOMERY CO TOLL ROAD
Fund 105400 - 2018 PROJECT *5962
Investments by Fund
Fiscal Year 2023-2024
Quarter Ending December 31, 2023

Montgomery County, TX
 Melanie K. Bush
 501 North Thompson Suite 201
 Conroe, TX 77301
 (936)539-7844

CUSIP	Investment #	Issuer	Purchase Date	Book Value	Par Value	Market Value	Current Rate	YTM 360	YTM 365	Maturity Days To Date Maturity
Money Market Accounts										
192826105	10007	FIDELITY	09/01/2020	21,266.57	21,266.57	21,266.57				1
Subtotal and Average				21,266.57	21,266.57	21,266.57		0.000	0.000	1
Total Investments and Average				21,266.57	21,266.57	21,266.57		0.000	0.000	1

Fund 105401 - RENEW/REPL *5959
Investments by Fund
Fiscal Year 2023-2024
Quarter Ending December 31, 2023

CUSIP	Investment #	Issuer	Purchase Date	Book Value	Par Value	Market Value	Current Rate	YTM 360	YTM 365	Maturity Days To Date Maturity
Money Market Accounts										
192826105	10005	FIDELITY	09/01/2020	1,058,367.75	1,058,367.75	1,058,367.75				1
Subtotal and Average				1,058,367.75	1,058,367.75	1,058,367.75	0.000	0.000		1
Total Investments and Average				1,058,367.75	1,058,367.75	1,058,367.75	0.000	0.000		1

Fund 105402 - 2018 DEBT SERVICE *5952
Investments by Fund
Fiscal Year 2023-2024
Quarter Ending December 31, 2023

CUSIP	Investment #	Issuer	Purchase Date	Book Value	Par Value	Market Value	Current Rate	YTM 360	YTM 365	Maturity Days To Date Maturity
Money Market Accounts										
192826105	10001	FIDELITY	09/01/2020	1,788,994.19	1,788,994.19	1,788,994.19				1
Subtotal and Average				1,788,994.19	1,788,994.19	1,788,994.19	0.000	0.000		1
Total Investments and Average				1,788,994.19	1,788,994.19	1,788,994.19	0.000	0.000		1

Fund 105403 - 2018 DSR BOND *5955
Investments by Fund
Fiscal Year 2023-2024
Quarter Ending December 31, 2023

CUSIP	Investment #	Issuer	Purchase Date	Book Value	Par Value	Market Value	Current Rate	YTM 360	YTM 365	Maturity Days To Date Maturity
Money Market Accounts										
192826105	10002	FIDELITY	09/01/2020	6,798,321.59	6,798,321.59	6,798,321.59				1
Subtotal and Average				6,798,321.59	6,798,321.59	6,798,321.59	0.000	0.000		1
Total Investments and Average				6,798,321.59	6,798,321.59	6,798,321.59	0.000	0.000		1

Fund 105404 - 2018 CAP INT *5963
Investments by Fund
Fiscal Year 2023-2024
Quarter Ending December 31, 2023

CUSIP	Investment #	Issuer	Purchase Date	Book Value	Par Value	Market Value	Current Rate	YTM 360	YTM 365	Maturity Days To Date Maturity
Money Market Accounts										
192826105	10008	FIDELITY	09/01/2020	0.00	0.00	0.00				1
Subtotal and Average				0.00	0.00	0.00		0.000	0.000	0
GIC/GAC										
GIC007725	10010	CITIGROUP GLOBAL MARKETS INC	09/01/2020	0.00	0.00	0.00				1
Subtotal and Average				0.00	0.00	0.00		0.000	0.000	0
Total Investments and Average				0.00	0.00	0.00		0.000	0.000	0

Fund 105406 - RENEW/REPLACE *5958
Investments by Fund
Fiscal Year 2023-2024
Quarter Ending December 31, 2023

CUSIP	Investment #	Issuer	Purchase Date	Book Value	Par Value	Market Value	Current Rate	YTM 360	YTM 365	Maturity Days To Date Maturity
Money Market Accounts										
192826105	10004	FIDELITY	09/01/2020	659,981.90	659,981.90	659,981.90				1
Subtotal and Average				659,981.90	659,981.90	659,981.90		0.000	0.000	1
Total Investments and Average				659,981.90	659,981.90	659,981.90		0.000	0.000	1

Fund 105409 - PROJECT ENHACE *5960
Investments by Fund
Fiscal Year 2023-2024
Quarter Ending December 31, 2023

CUSIP	Investment #	Issuer	Purchase Date	Book Value	Par Value	Market Value	Current Rate	YTM 360	YTM 365	Maturity Days To Date Maturity
Money Market Accounts										
192826105	10006	FIDELITY	09/01/2020	25,187,698.00	25,187,698.00	25,187,698.00				1
Subtotal and Average				25,187,698.00	25,187,698.00	25,187,698.00		0.000	0.000	1
Total Investments and Average				25,187,698.00	25,187,698.00	25,187,698.00		0.000	0.000	1

Fund 105410 - REVENUE FUND *5930
Investments by Fund
Fiscal Year 2023-2024
Quarter Ending December 31, 2023

CUSIP	Investment #	Issuer	Purchase Date	Book Value	Par Value	Market Value	Current Rate	YTM 360	YTM 365	Maturity Days To Date Maturity
Money Market Accounts										
192826105	10000	FIDELITY	09/01/2020	0.00	0.00	0.00				1
Subtotal and Average				0.00	0.00	0.00		0.000	0.000	0
Total Investments and Average				0.00	0.00	0.00		0.000	0.000	0

Fund 105411 - OPS & MAINT RESERVE *5957
Investments by Fund
Fiscal Year 2023-2024
Quarter Ending December 31, 2023

CUSIP	Investment #	Issuer	Purchase Date	Book Value	Par Value	Market Value	Current Rate	YTM 360	YTM 365	Maturity Days To Date Maturity
Money Market Accounts										
192826105	10003	FIDELITY	09/01/2020	546,956.10	546,956.10	546,956.10				1
Subtotal and Average				546,956.10	546,956.10	546,956.10	0.000	0.000		1
Total Investments and Average				546,956.10	546,956.10	546,956.10	0.000	0.000		1