

**Consent-Treasurer**

**Commissioners Court-Regular Meeting**

**TO:** Montgomery County Commissioners Court

**FROM:** Melanie Bush, Treasurer

**DATE:** 07/25/2023

**SUBJECT:** Consider and approve the Quarterly Investment Report for the Quarter ending June 30, 2023.

---

---

#2 904  
JUL 25 2023



**MELANIE K. BUSH**  
**MONTGOMERY COUNTY TREASURER**

501 North Thompson, Suite 201, Conroe, Texas 77301  
P.O. Box 1307, Conroe, Texas 77305  
Phone: (936) 539-7844  
Fax: (936) 760-6960

**FY 2022-2023 QUARTERLY INVESTMENT REPORT**  
**ENDING JUNE 30, 2023**

Pursuant to Government Code 2256.023 I, Melanie K. Bush, Montgomery County Treasurer and Investment Officer do hereby submit The Quarterly Investment Report to the Montgomery County Commissioner's Court for approval and for recording in the minutes of the Court and with the Montgomery County Clerk. The Investment Statements are reconciled monthly.


All investments are in compliance with both the Public Funds Investment Act and the Montgomery County Investment Policy. As determined by the Investment Committee, the investment strategy is passive, which maintains a liquid cash flow and safety of the investment as priorities.

The following documents contain a summary statement of each pooled fund group that states the beginning book value and the ending book value along with the fully accrued interest. For the purposes of Local Investment Pools and Certificates of Deposit, the market value and the book value approximate to the same value. The Montgomery County Investment Officer has no control or authority in the decisions of said Investment Pools as to how the investments are diversified. All banks follow the directive that all certificates of deposit shall be at a federally insured depository institution and the full amount of the principal and accrued interest is insured by the United States.

Furthermore, The Investment Pools are in compliance with Government Code 2256.016 and specifically to the reporting requirements of sections(c) (1) and (2). The Certificates of Deposit are in compliance with Government Code 2256.010

I, Melanie K. Bush, County Treasurer of Montgomery County, Texas, who being fully sworn upon oath says that the within and foregoing report is true and correct to the best of her knowledge.


Filed and accompanying vouchers this, the 19<sup>th</sup> day of July, 2023.


  
\_\_\_\_\_  
Melanie K. Bush, Montgomery County Treasurer

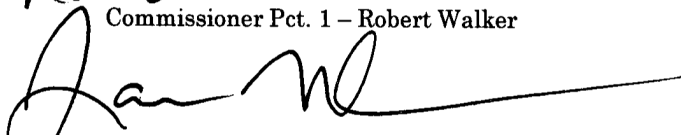
**THE STATE OF TEXAS**  
**COUNTY OF MONTGOMERY**  
**AFFIDAVIT**


The Commissioners' Court of Montgomery County, TX hereby certifies that they have reviewed the Quarterly Investment Report as presented, hereby approve the report and request that it be filed with the official minutes of this meeting. In addition, the below signatures affirm that the Investment Report complies with statutes as referenced. Government Code 2256.023 and the affidavit states the ending quarterly balance of investments that are in the custody of the County Treasurer equals \$160,437,461.67.

  
\_\_\_\_\_  
County Judge, Mark Keough

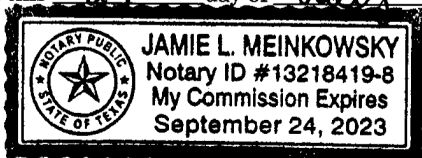
  
\_\_\_\_\_  
Commissioner Pct. 1 – Robert Walker

  
\_\_\_\_\_  
Commissioner Pct. 2 – Charlie Riley


  
\_\_\_\_\_  
Commissioner Pct. 3 – James Noack

  
\_\_\_\_\_  
Commissioner Pct. 4 – Matt Gray

Subscribed and sworn to before me, the County Judge and the County Commissioners of Montgomery County, Texas, each respectively on this 25 day of July, 2023.



(Affix Notary Seal)

  
\_\_\_\_\_  
NOTARY PUBLIC STATE OF Texas  
My commission expires: Sept 24, 2023

**MONTGOMERY COUNTY QUARTERLY INVESTMENT REPORT  
 QUARTER ENDING JUNE 30, 2023**



Montgomery County, TX  
 Melanie K. Bush  
 501 North Thompson Suite 201  
 Conroe, TX 77301  
 (936) 539-7844

**QUARTERLY INVESTMENT REPORT FOR PERIOD ENDED JUNE 30, 2023**

SUBMITTED TO: COMMISSIONERS COURT, MONTGOMERY COUNTY  
 PREPARED BY: JUDY WALL, CHIEF DEPUTY TREASURER  
 PREPARED FOR: MELANIE K. BUSH, COUNTY TREASURER

This report is made in accordance with provisions of Govt. code 2256, The Public Funds Investment Act, amended effective September 1, 2011, which require quarterly reporting of investment transactions for county funds to the Commissioners Court. The investments held in Montgomery County's portfolio comply with the Public Funds Investment Act and with the County's Investment Policy and Strategies.

**CASH AVAILABILITY:**

Cash in our depository bank is kept at a minimum with excess funds being invested and matured to meet payroll and accounts payable requirements. A cash report is prepared Weekly and at the end of the month on the Woodforest Bank accounts. Average Daily Collected Balance in Woodforest National Bank, our depository bank, for the quarter October through December for the past two years.

	<b>Avg. Daily Coll. Balance 2023</b>	<b>Avg. Daily Coll. Balance 2022</b>
APRIL	\$246,399,653.71	\$167,975,515.22
MAY	\$204,889,744.08	\$144,775,262.30
JUNE	\$197,139,767.19	\$174,807,536.48

We have depository contracts with Woodforest National Bank. The contracts are for 05/12/23 through 05/15/2024. Amegy Bank is the Depository for the Tax Assessor.

**INVESTMENTS:**

	<b>Amt of Dollars</b>	<b>Amt of Dollars</b>
--	-----------------------	-----------------------

**MONTGOMERY COUNTY QUARTERLY INVESTMENT REPORT  
 QUARTER ENDING JUNE 30, 2023**

	<b>Invested 2023</b>	<b>Invested 2022</b>
APRIL	\$161,256,284.51	\$193,908,431.70
MAY	\$166,037,507.55	\$190,329,897.97
JULY	\$160,437,461.67	\$191,344,799.80

The amount currently invested as of 06/30/2023 is \$161,193,722.26. This includes interest posted for the month of June 2023 for MCTX and MCTRA accounts.

**DIRECT INVESTMENTS MUNI BONDS:**

	<b>Book value</b>	<b>Maturity</b>
10080 - NY & NJ Port Authority	\$4,500,000.00	07/01/23
10084 - FHLMC	\$10,000,000.00	10/25/23
10081 - FHLMC	\$9,955,995.25	11/02/23
10070 - FHLB	\$10,000,000.00	02/22/24
10062 - FFCB	\$10,000,000.00	03/15/24
10083 - FHLB	\$5,000,000.00	04/12/24
10095 - FHLB	\$2,500,000.00	05/09/24
10094 - FHLB	\$2,500,000.00	06/17/24
10089 - FNMA	\$5,000,000.00	07/30/24
10078 - FHLB	\$15,000,000.00	08/16/24
10066 - FHLB	\$15,000,000.00	10/28/24
10076 - FHLB	\$4,989,495.77	01/13/25
10077 - FHLB	\$9,952,108.22	01/13/25
10091 - FHLB	\$2,500,000.00	04/25/25
10093 - FHLB	\$2,500,000.00	05/15/25
10086 - FHLB	\$5,000,000.00	02/25/26
10090 - FHLB	\$3,712,294.83	03/23/26
10092 - FHLB	\$2,500,000.00	05/11/26

**Total Direct Investments - June 30, 2023** **\$120,609,894.07**

**MCTRA - TRUST ACCOUNTS WITH REGIONS BANK:**

**MONTGOMERY COUNTY QUARTERLY INVESTMENT REPORT  
 QUARTER ENDING JUNE 30, 2023**

2018 DSR BOND PROCEEDS (5955 - 10002)	\$6,628,974.57	
2018 PROJ SUB ACCOUNT (5962 - 10007)	\$20,736.82	
2018 DSR BOND PROCEEDS (5963 - 10008)	\$0.00	
2018 OPS/MAIN (5957 - 10003)	\$533,331.37	
2018 RESERVE FUND (5959 - 10005)	\$1,032,003.67	
2018 Debt Service (5952 - 10001)	\$1,504,840.19	
MCTRA -RESERVE (5930 - 10000)	\$1.50	
MCTRA PROJ. ENH (5960 - 10006)	\$21,237,998.38	
2018 RENEW/REPLACE (5958 - 10004)	\$643,541.68	<b>\$31,601,428.18</b>

**CERTIFICATES OF DEPOSIT:**

Total CD's **\$0.00**

**VARIOUS MUTUAL FUND AND POOL A** \$0.00 **\$8,226,139.42**

**MONEY MARKET BANK ACCOUNTS:**

Guaranty Comm Bank - MM - 0.50 \$249,558.98 **\$0.00**

**Direct Inves. Mutual Funds, MCTRA, Bank MM and CD's** **\$160,437,461.67**

SAS 99 requires the auditor to identify and assess risk that may result in a misstatement due to fraud. The Treasurer, as the Chief Investment Officer, acknowledges that risks may occur. Risks may be associated with the selection of broker/dealers, diversification of investments and investment limitation. Through adherence to the Investment Policy and the Internal Controls listed in the policy, these risks are reduced. The Treasurer is actively reducing investment risk in several ways. Applications for broker/dealers are reviewed and selected by the Treasurer and the Investment Committee.

To reduce risk of diversification of investments and investment limitations, reports of investments purchased, prepared for Commissioners Court and audited by the Auditor's office. Lastly, to protect against potential fraud and embezzlement, the investments are secured through third party custody and safekeeping procedures. These programs and controls should mitigate the risk that may result in a misstatement due to fraud.



**MONTGOMERY COUNTY INVESTMENTS**  
**Portfolio Management**  
**Portfolio Summary**  
**April 30, 2023**

Montgomery County, TX  
 Melanie K. Bush  
 501 North Thompson Suite 201  
 Conroe, TX 77301  
 (936)539-7844

<b>Investments</b>	<b>Par Value</b>	<b>Market Value</b>	<b>Book Value</b>	<b>% of Portfolio</b>	<b>Term</b>	<b>Days to Maturity</b>	<b>YTM/C 360 Equiv.</b>	<b>YTM/C 365 Equiv.</b>
Federal Agency Coupon Securities	121,909,750.00	121,441,124.32	121,441,124.32	93.71	838	106	1.893	1.919
Managed Pool Accounts	162,208.38	162,208.38	162,208.38	0.13	1	1	0.108	0.110
Mutual Funds	7,992,917.99	7,992,917.99	7,992,917.99	6.17	1	1	0.216	0.219
<b>Investments</b>	<b>130,064,876.37</b>	<b>129,596,250.69</b>	<b>129,596,250.69</b>	<b>100.00%</b>	<b>785</b>	<b>100</b>	<b>1.787</b>	<b>1.812</b>

<b>Total Earnings</b>	<b>April 30 Month Ending</b>	<b>Fiscal Year To Date</b>
Current Year	211,932.34	3,698,401.58
<b>Average Daily Balance</b>	<b>126,223,578.89</b>	
<b>Effective Rate of Return</b>	<b>2.04%</b>	

*Melanie K. Bush*      *5/17/2023*  
 \_\_\_\_\_  
 MELANIE K. BUSH, COUNTY TREASURER

Reporting period 04/01/2023-04/30/2023

Run Date: 05/17/2023 - 06:47

Portfolio MCTX  
 AC  
 PM (PRF\_PM1) 7.3.11  
 Report Ver. 7.3.11

**MONTGOMERY COUNTY INVESTMENTS**  
**Portfolio Management**  
**Portfolio Details - Investments**  
**April 30, 2023**

CUSIP	Investment #	Issuer	Average Balance	Purchase Date	Par Value	Market Value	Book Value	Stated Rate	YTM/C 360	YTM/C 365	Days to Maturity	Maturity Date
<b>Federal Agency Coupon Securities</b>												
3133EMTD4	10062	Federal Farm Credit Bank		03/15/2021	10,000,000.00	10,000,000.00	10,000,000.00	0.370	0.365	0.370	319	03/15/2024
3130APLB9	10066	Federal Home Loan Bank		10/28/2021	15,000,000.00	15,000,000.00	15,000,000.00	0.850	0.838	0.850	88	10/28/2024
3130APP58	10070	Federal Home Loan Bank		11/22/2021	10,000,000.00	10,000,000.00	10,000,000.00	0.625	0.616	0.625	21	02/22/2024
3130AQGT4	10076	Federal Home Loan Bank		01/13/2022	5,000,000.00	4,988,354.01	4,988,354.01	1.100	1.291	1.309	257	01/13/2025
3130AQGT4	10077	Federal Home Loan Bank		01/28/2022	10,000,000.00	9,946,902.59	9,946,902.59	1.100	1.559	1.581	257	01/13/2025
3130AQPZ0	10078	Federal Home Loan Bank		02/16/2022	15,000,000.00	15,000,000.00	15,000,000.00	1.250	1.233	1.250	15	08/16/2024
313383CX7	10082	Federal Home Loan Bank		03/22/2022	5,000,000.00	5,002,633.11	5,002,633.11	2.160	1.588	1.610	36	06/06/2023
3130ARFZ9	10083	Federal Home Loan Bank		04/12/2022	5,000,000.00	5,000,000.00	5,000,000.00	2.150	2.122	2.151	72	04/12/2024
3130AUTT1	10086	Federal Home Loan Bank		02/27/2023	5,000,000.00	5,000,000.00	5,000,000.00	5.250	5.178	5.250	116	02/25/2026
3130AVCX8	10088	Federal Home Loan Bank		03/30/2023	2,500,000.00	2,500,000.00	2,500,000.00	6.010	5.928	6.010	58	03/28/2025
3130ALGJ7	10090	Federal Home Loan Bank		04/24/2023	4,026,750.00	3,692,869.82	3,692,869.82	1.000	4.044	4.100	22	03/23/2026
3130AVNT5	10091	Federal Home Loan Bank		04/28/2023	2,500,000.00	2,500,000.00	2,500,000.00	5.500	5.425	5.500	24	04/25/2025
3134GW6E1	10081	Federal Home Loan Mtg Corp		03/15/2022	10,000,000.00	9,934,174.71	9,934,174.71	0.320	1.630	1.652	185	11/02/2023
3134GXQM9	10084	Federal Home Loan Mtg Corp		04/25/2022	10,000,000.00	10,000,000.00	10,000,000.00	2.400	2.367	2.400	24	10/25/2023
3135G04Q3	10085	Federal National Mtg Assn		05/19/2022	3,383,000.00	3,379,406.18	3,379,406.18	0.250	2.071	2.100	21	05/22/2023
3135GAGA3	10089	Federal National Mtg Assn		04/03/2023	5,000,000.00	5,000,000.00	5,000,000.00	5.200	5.134	5.206	63	07/30/2024
73358W4V3	10080	NY & NJ PORT AUTHORITY		02/14/2022	4,500,000.00	4,496,783.90	4,496,783.90	1.086	1.500	1.521	61	07/01/2023
<b>Subtotal and Average</b>			<b>116,017,389.10</b>		<b>121,909,750.00</b>	<b>121,441,124.32</b>	<b>121,441,124.32</b>	<b>1.893</b>	<b>1.919</b>	<b>1.919</b>	<b>106</b>	
<b>Municipal Bonds</b>												
<b>Subtotal and Average</b>			<b>2,083,333.33</b>									
<b>Managed Pool Accounts</b>												
SYS10073	10073	TEXAS FIXED INCOME TRUST		12/29/2021	162,208.38	162,208.38	162,208.38	0.110	0.108	0.110	1	
<b>Subtotal and Average</b>			<b>161,566.28</b>		<b>162,208.38</b>	<b>162,208.38</b>	<b>162,208.38</b>	<b>0.108</b>	<b>0.110</b>	<b>0.110</b>	<b>1</b>	
<b>Mutual Funds</b>												
SYS10015	10015	AIM FUNDS		09/01/2020	0.00	0.00	0.00	0.090	0.089	0.090	1	
SYS10016	10016	AIM FUNDS		09/01/2020	0.00	0.00	0.00	0.090	0.089	0.090	1	
SYS10018	10018	AIM FUNDS		09/01/2020	0.00	0.00	0.00	0.090	0.089	0.090	1	
SYS10017	10047	AIM FUNDS		09/01/2020	0.00	0.00	0.00	0.090	0.089	0.090	1	
SYS10000	10000	FUNDS MANAGEMENT		09/01/2020	0.00	0.00	0.00	0.040	0.039	0.040	1	
SYS10001	10001	FUNDS MANAGEMENT		09/01/2020	0.00	0.00	0.00	0.040	0.039	0.040	1	
SYS10002	10002	FUNDS MANAGEMENT		09/01/2020	0.00	0.00	0.00	0.040	0.039	0.040	1	
SYS10019	10019	LOGIC INVESTMENTS		09/01/2020	0.00	0.00	0.00	0.257	0.253	0.257	1	
SYS10020	10020	LOGIC INVESTMENTS		09/01/2020	0.00	0.00	0.00	0.257	0.253	0.257	1	

**MONTGOMERY COUNTY INVESTMENTS**  
**Portfolio Management**  
**Portfolio Details - Investments**  
**April 30, 2023**

CUSIP	Investment #	Issuer	Average Balance	Purchase Date	Par Value	Market Value	Book Value	Stated Rate	YTM/C 360	YTM/C 365	Days to Maturity	Maturity Date
<b>Mutual Funds</b>												
SYS10021	10021	LOGIC INVESTMENTS		09/01/2020	0.00	0.00	0.00	0.257	0.253	0.257	1	
SYS10022	10022	LOGIC INVESTMENTS		09/01/2020	0.00	0.00	0.00	0.257	0.253	0.257	1	
SYS10023	10023	PROVIDENT		09/01/2020	0.00	0.00	0.00	0.050	0.049	0.050	1	
SYS10024	10024	PROVIDENT		09/01/2020	0.00	0.00	0.00	0.050	0.049	0.050	1	
SYS10025	10025	PROVIDENT		09/01/2020	0.00	0.00	0.00	0.050	0.049	0.050	1	
SYS10026	10026	PROVIDENT		09/01/2020	0.00	0.00	0.00	0.050	0.049	0.050	1	
SYS10011	10011	TEXPOOL INVESTMENTS		09/01/2020	11,488.81	11,488.81	11,488.81	0.150	0.148	0.150	1	
SYS10012	10012	TEXPOOL INVESTMENTS		09/01/2020	600,734.00	600,734.00	600,734.00	0.150	0.148	0.150	1	
SYS10013	10013	TEXPOOL INVESTMENTS		09/01/2020	76,626.28	76,626.28	76,626.28	0.150	0.148	0.150	1	
SYS10014	10014	TEXPOOL INVESTMENTS		09/01/2020	0.00	0.00	0.00	0.160	0.158	0.160	1	
SYS10028	10028	TEXAS CLASS		09/01/2020	42,262.74	42,262.74	42,262.74	0.220	0.216	0.220	1	
SYS10029	10029	TEXAS CLASS		09/01/2020	2,821,591.34	2,821,591.34	2,821,591.34	0.272	0.268	0.272	1	
SYS10030	10030	TEXAS CLASS		09/01/2020	86,166.57	86,166.57	86,166.57	0.272	0.268	0.272	1	
SYS10031	10031	TEXAS CLASS		09/01/2020	2,988,602.32	2,988,602.32	2,988,602.32	0.220	0.216	0.220	1	
SYS10032	10032	TEXAS CLASS		09/01/2020	141,748.78	141,748.78	141,748.78	0.220	0.216	0.220	1	
SYS10033	10033	TEXAS CLASS		09/01/2020	176,603.41	176,603.41	176,603.41	0.220	0.216	0.220	1	
SYS10049	10049	TEXAS CLASS		09/01/2020	2,177.21	2,177.21	2,177.21	0.220	0.216	0.220	1	
SYS10034	10034	TEXSTAR INVESTMENTS		09/01/2020	695,161.24	695,161.24	695,161.24	0.116	0.114	0.116	1	
SYS10035	10035	TEXSTAR INVESTMENTS		09/01/2020	0.00	0.00	0.00	0.116	0.114	0.116	1	
SYS10036	10036	TEXSTAR INVESTMENTS		09/01/2020	349,755.29	349,755.29	349,755.29	0.116	0.114	0.116	1	
<b>Subtotal and Average</b>			<b>7,961,290.18</b>		<b>7,992,917.99</b>	<b>7,992,917.99</b>	<b>7,992,917.99</b>	<b>0.216</b>	<b>0.219</b>		<b>1</b>	
<b>Money Market Accounts</b>												
SYS10037	10037	GUARANTY BANK		09/01/2020	0.00	0.00	0.00	0.350	0.345	0.350	1	
SYS10050	10050	GUARANTY BANK		09/18/2020	0.00	0.00	0.00	0.350	0.345	0.350	1	
SYS10051	10051	GUARANTY BANK		09/18/2020	0.00	0.00	0.00	0.350	0.345	0.350	1	
SYS10052	10052	GUARANTY BANK		09/18/2020	0.00	0.00	0.00	0.350	0.345	0.350	1	
SYS10053	10053	GUARANTY BANK		09/18/2020	0.00	0.00	0.00	0.350	0.345	0.350	1	
SYS10054	10054	GUARANTY BANK		09/18/2020	0.00	0.00	0.00	0.350	0.345	0.350	1	
<b>Subtotal and Average</b>			<b>0.00</b>		<b>0.00</b>	<b>0.00</b>	<b>0.00</b>	<b>0.000</b>	<b>0.000</b>		<b>0</b>	



**MONTGOMERY COUNTY INVESTMENTS**  
**Portfolio Management**  
**Portfolio Details - Investments**  
**April 30, 2023**

CUSIP	Investment #	Issuer	Average Balance	Purchase Date	Par Value	Market Value	Book Value	Stated Rate	YTM/C 360	YTM/C 365	Days to Maturity
Total and Average			126,223,578.89		130,064,876.37	129,596,250.69	129,596,250.69		1.787	1.812	100

**MONTGOMERY COUNTY INVESTMENTS**  
**Portfolio Management**  
**Portfolio Details - Cash**  
**April 30, 2023**

CUSIP	Investment #	Issuer	Average Balance	Purchase Date	Par Value	Market Value	Book Value	Stated Rate	YTM/C 360	YTM/C 365	Days to Maturity
Average Balance			0.00								0
Total Cash and Investments			126,223,578.89		130,064,876.37	129,596,250.69	129,596,250.69	1.787	1.812		100



**MONTGOMERY COUNTY INVESTMENTS**  
**Portfolio Management**  
**Portfolio Summary**  
**May 31, 2023**

Montgomery County, TX  
 Melanie K. Bush  
 501 North Thompson Suite 201  
 Conroe, TX 77301  
 (936)539-7844

<b>Investments</b>	<b>Par Value</b>	<b>Market Value</b>	<b>Book Value</b>	<b>% of Portfolio</b>	<b>Term</b>	<b>Days to Maturity</b>	<b>YTM/C 360 Equiv.</b>	<b>YTM/C 365 Equiv.</b>
Federal Agency Coupon Securities	126,026,750.00	125,584,865.72	125,584,865.72	93.88	845	100	3.598	3.648
Managed Pool Accounts	162,917.59	162,917.59	162,917.59	0.12	1	1	0.108	0.110
Mutual Funds	8,027,999.23	8,027,999.23	8,027,999.23	6.00	1	1	0.216	0.219
<b>Investments</b>	<b>134,217,666.82</b>	<b>133,775,782.54</b>	<b>133,775,782.54</b>	<b>100.00%</b>	<b>793</b>	<b>94</b>	<b>3.391</b>	<b>3.438</b>

<b>Total Earnings</b>	<b>May 31 Month Ending</b>	<b>Fiscal Year To Date</b>
Current Year	242,238.27	3,943,668.26
<b>Average Daily Balance</b>	<b>132,795,063.45</b>	
<b>Effective Rate of Return</b>	<b>2.15%</b>	

*Melanie K. Bush* 6/20/23  
 \_\_\_\_\_  
 MELANIE K. BUSH, COUNTY TREASURER

Reporting period 05/01/2023-05/31/2023

Run Date: 06/20/2023 - 10:00

Portfolio MCTX  
 AC  
 PM (PRF\_PM1) 7.3.11  
 Report Ver. 7.3.11

**MONTGOMERY COUNTY INVESTMENTS**  
**Portfolio Management**  
**Portfolio Details - Investments**  
**May 31, 2023**

CUSIP	Investment #	Issuer	Average Balance	Purchase Date	Par Value	Market Value	Book Value	Stated Rate	YTM/C 360	YTM/C 365	Days to Maturity	Maturity Date
<b>Federal Agency Coupon Securities</b>												
3133EMTD4	10062	Federal Farm Credit Bank		03/15/2021	10,000,000.00	10,000,000.00	10,000,000.00	0.370	0.365	0.370	288	03/15/2024
3130APLB9	10066	Federal Home Loan Bank		10/28/2021	15,000,000.00	15,000,000.00	15,000,000.00	0.850	0.838	0.850	57	10/28/2024
3130APP58	10070	Federal Home Loan Bank		11/22/2021	10,000,000.00	10,000,000.00	10,000,000.00	0.625	0.616	0.625	82	02/22/2024
3130AQGT4	10076	Federal Home Loan Bank		01/13/2022	5,000,000.00	4,988,924.89	4,988,924.89	1.100	1.291	1.309	226	01/13/2025
3130AQGT4	10077	Federal Home Loan Bank		01/28/2022	10,000,000.00	9,949,505.41	9,949,505.41	1.100	1.559	1.581	226	01/13/2025
3130AQPZ0	10078	Federal Home Loan Bank		02/16/2022	15,000,000.00	15,000,000.00	15,000,000.00	1.250	1.233	1.250	76	08/16/2024
313383CX7	10082	Federal Home Loan Bank		03/22/2022	5,000,000.00	5,000,376.16	5,000,376.16	2.160	1.588	1.610	5	06/06/2023
3130ARFZ9	10083	Federal Home Loan Bank		04/12/2022	5,000,000.00	5,000,000.00	5,000,000.00	2.150	2.122	2.151	41	04/12/2024
3130AUTT1	10086	Federal Home Loan Bank		02/27/2023	5,000,000.00	5,000,000.00	5,000,000.00	5.250	5.178	5.250	85	02/25/2026
3130AVCX8	10088	Federal Home Loan Bank		03/30/2023	2,500,000.00	2,500,000.00	2,500,000.00	6.010	5.928	6.010	27	03/28/2025
3130ALGJ7	10090	Federal Home Loan Bank		04/24/2023	4,026,750.00	3,702,582.33	3,702,582.33	1.000	55.383	56.152	22	03/23/2026
3130AVNT5	10091	Federal Home Loan Bank		04/28/2023	2,500,000.00	2,500,000.00	2,500,000.00	5.500	5.325	5.399	24	04/25/2025
3130AVY63	10092	Federal Home Loan Bank		05/11/2023	2,500,000.00	2,500,000.00	2,500,000.00	5.350	5.277	5.350	71	05/11/2026
3130AVY97	10093	Federal Home Loan Bank		05/15/2023	2,500,000.00	2,500,000.00	2,500,000.00	5.300	5.227	5.300	75	05/15/2025
3134GW6E1	10081	Federal Home Loan Mtg Corp		03/15/2022	10,000,000.00	9,945,084.98	9,945,084.98	0.320	1.630	1.652	154	11/02/2023
3134GXQM9	10084	Federal Home Loan Mtg Corp		04/25/2022	10,000,000.00	10,000,000.00	10,000,000.00	2.400	2.367	2.400	24	10/25/2023
3134GYS60	10094	Federal Home Loan Mtg Corp		05/17/2023	2,500,000.00	2,500,000.00	2,500,000.00	5.200	5.133	5.204	77	06/17/2024
3135GAGA3	10089	Federal National Mtg Assn		04/03/2023	5,000,000.00	5,000,000.00	5,000,000.00	5.200	5.134	5.206	32	07/30/2024
73358W4V3	10080	NY & NJ PORT AUTHORITY		02/14/2022	4,500,000.00	4,498,391.95	4,498,391.95	1.086	1.500	1.521	30	07/01/2023
<b>Subtotal and Average</b>			<b>124,638,782.55</b>		<b>126,026,750.00</b>	<b>125,584,865.72</b>	<b>125,584,865.72</b>	<b>3.598</b>	<b>3.648</b>	<b>100</b>		
<b>Managed Pool Accounts</b>												
SYS10073	10073	TEXAS FIXED INCOME TRUST		12/29/2021	162,917.59	162,917.59	162,917.59	0.110	0.108	0.110	1	
<b>Subtotal and Average</b>			<b>162,231.26</b>		<b>162,917.59</b>	<b>162,917.59</b>	<b>162,917.59</b>	<b>0.108</b>	<b>0.110</b>	<b>1</b>		
<b>Mutual Funds</b>												
SYS10015	10015	AIM FUNDS		09/01/2020	0.00	0.00	0.00	0.090	0.089	0.090	1	
SYS10016	10016	AIM FUNDS		09/01/2020	0.00	0.00	0.00	0.090	0.089	0.090	1	
SYS10018	10018	AIM FUNDS		09/01/2020	0.00	0.00	0.00	0.090	0.089	0.090	1	
SYS10017	10047	AIM FUNDS		09/01/2020	0.00	0.00	0.00	0.090	0.089	0.090	1	
SYS10000	10000	FUNDS MANAGEMENT		09/01/2020	0.00	0.00	0.00	0.040	0.039	0.040	1	
SYS10001	10001	FUNDS MANAGEMENT		09/01/2020	0.00	0.00	0.00	0.040	0.039	0.040	1	
SYS10002	10002	FUNDS MANAGEMENT		09/01/2020	0.00	0.00	0.00	0.040	0.039	0.040	1	
SYS10019	10019	LOGIC INVESTMENTS		09/01/2020	0.00	0.00	0.00	0.257	0.253	0.257	1	
SYS10020	10020	LOGIC INVESTMENTS		09/01/2020	0.00	0.00	0.00	0.257	0.253	0.257	1	
SYS10021	10021	LOGIC INVESTMENTS		09/01/2020	0.00	0.00	0.00	0.257	0.253	0.257	1	
SYS10022	10022	LOGIC INVESTMENTS		09/01/2020	0.00	0.00	0.00	0.257	0.253	0.257	1	
SYS10023	10023	PROVIDENT		09/01/2020	0.00	0.00	0.00	0.050	0.049	0.050	1	

**MONTGOMERY COUNTY INVESTMENTS**  
**Portfolio Management**  
**Portfolio Details - Investments**  
**May 31, 2023**

CUSIP	Investment #	Issuer	Average Balance	Purchase Date	Par Value	Market Value	Book Value	Stated Rate	YTM/C 360	YTM/C 365	Days to Maturity	Maturity Date
<b>Mutual Funds</b>												
SYS10024	10024	PROVIDENT		09/01/2020	0.00	0.00	0.00	0.050	0.049	0.050	1	
SYS10025	10025	PROVIDENT		09/01/2020	0.00	0.00	0.00	0.050	0.049	0.050	1	
SYS10026	10026	PROVIDENT		09/01/2020	0.00	0.00	0.00	0.050	0.049	0.050	1	
SYS10011	10011	TEXPOOL INVESTMENTS		09/01/2020	11,537.63	11,537.63	11,537.63	0.150	0.148	0.150	1	
SYS10012	10012	TEXPOOL INVESTMENTS		09/01/2020	603,286.84	603,286.84	603,286.84	0.150	0.148	0.150	1	
SYS10013	10013	TEXPOOL INVESTMENTS		09/01/2020	76,951.90	76,951.90	76,951.90	0.150	0.148	0.150	1	
SYS10014	10014	TEXPOOL INVESTMENTS		09/01/2020	0.00	0.00	0.00	0.160	0.158	0.160	1	
SYS10028	10028	TEXAS CLASS		09/01/2020	42,449.60	42,449.60	42,449.60	0.220	0.216	0.220	1	
SYS10029	10029	TEXAS CLASS		09/01/2020	2,834,067.03	2,834,067.03	2,834,067.03	0.272	0.268	0.272	1	
SYS10030	10030	TEXAS CLASS		09/01/2020	86,547.56	86,547.56	86,547.56	0.272	0.268	0.272	1	
SYS10031	10031	TEXAS CLASS		09/01/2020	3,001,816.45	3,001,816.45	3,001,816.45	0.220	0.216	0.220	1	
SYS10032	10032	TEXAS CLASS		09/01/2020	142,375.51	142,375.51	142,375.51	0.220	0.216	0.220	1	
SYS10033	10033	TEXAS CLASS		09/01/2020	177,384.23	177,384.23	177,384.23	0.220	0.216	0.220	1	
SYS10049	10049	TEXAS CLASS		09/01/2020	2,186.84	2,186.84	2,186.84	0.220	0.216	0.220	1	
SYS10034	10034	TEXSTAR INVESTMENTS		09/01/2020	698,141.10	698,141.10	698,141.10	0.116	0.114	0.116	1	
SYS10035	10035	TEXSTAR INVESTMENTS		09/01/2020	0.00	0.00	0.00	0.116	0.114	0.116	1	
SYS10036	10036	TEXSTAR INVESTMENTS		09/01/2020	351,254.54	351,254.54	351,254.54	0.116	0.114	0.116	1	
<b>Subtotal and Average</b>			<b>7,994,049.64</b>		<b>8,027,999.23</b>	<b>8,027,999.23</b>	<b>8,027,999.23</b>	<b>0.216</b>	<b>0.219</b>	<b>0.219</b>	<b>1</b>	
<b>Money Market Accounts</b>												
SYS10037	10037	GUARANTY BANK		09/01/2020	0.00	0.00	0.00	0.350	0.345	0.350	1	
SYS10050	10050	GUARANTY BANK		09/18/2020	0.00	0.00	0.00	0.350	0.345	0.350	1	
SYS10051	10051	GUARANTY BANK		09/18/2020	0.00	0.00	0.00	0.350	0.345	0.350	1	
SYS10052	10052	GUARANTY BANK		09/18/2020	0.00	0.00	0.00	0.350	0.345	0.350	1	
SYS10053	10053	GUARANTY BANK		09/18/2020	0.00	0.00	0.00	0.350	0.345	0.350	1	
SYS10054	10054	GUARANTY BANK		09/18/2020	0.00	0.00	0.00	0.350	0.345	0.350	1	
<b>Subtotal and Average</b>			<b>0.00</b>		<b>0.00</b>	<b>0.00</b>	<b>0.00</b>	<b>0.000</b>	<b>0.000</b>	<b>0.000</b>	<b>0</b>	
<b>Total and Average</b>			<b>132,795,063.45</b>		<b>134,217,666.82</b>	<b>133,775,782.54</b>	<b>133,775,782.54</b>	<b>3.391</b>	<b>3.438</b>	<b>3.438</b>	<b>94</b>	

**MONTGOMERY COUNTY INVESTMENTS**  
**Portfolio Management**  
**Portfolio Details - Cash**  
**May 31, 2023**

CUSIP	Investment #	Issuer	Average Balance	Purchase Date	Par Value	Market Value	Book Value	Stated Rate	YTM/C 360	YTM/C 365	Days to Maturity	
			Average Balance			0.00						
			Total Cash and Investments			132,795,063.45	134,217,666.82	133,775,782.54	133,775,782.54	3.391	3.438	94



**MONTGOMERY COUNTY INVESTMENTS**  
**Portfolio Management**  
**Portfolio Summary**  
**June 30, 2023**

Montgomery County, TX  
 Melanie K. Bush  
 501 North Thompson Suite 201  
 Conroe, TX 77301  
 (936)539-7844

<b>Investments</b>	<b>Par Value</b>	<b>Market Value</b>	<b>Book Value</b>	<b>% of Portfolio</b>	<b>Term</b>	<b>Days to Maturity</b>	<b>YTM/C 360 Equiv.</b>	<b>YTM/C 365 Equiv.</b>
Federal Agency Coupon Securities	121,026,750.00	120,609,894.07	120,609,894.07	93.62	854	78	3.114	3.157
Managed Pool Accounts	163,615.11	163,615.11	163,615.11	0.13	1	1	0.108	0.110
Mutual Funds	8,062,524.31	8,062,524.31	8,062,524.31	6.26	1	1	0.216	0.219
<b>Investments</b>	<b>129,252,889.42</b>	<b>128,836,033.49</b>	<b>128,836,033.49</b>	<b>100.00%</b>	<b>800</b>	<b>73</b>	<b>2.929</b>	<b>2.970</b>

<b>Total Earnings</b>	<b>June 30 Month Ending</b>	<b>Fiscal Year To Date</b>
Current Year	256,341.65	4,211,011.95
<b>Average Daily Balance</b>	<b>131,873,064.54</b>	
<b>Effective Rate of Return</b>	<b>2.37%</b>	

*Melanie K. Bush*      *7/18/23*  
 \_\_\_\_\_  
 MELANIE K. BUSH, COUNTY TREASURER

**MONTGOMERY COUNTY INVESTMENTS**  
**Portfolio Management**  
**Portfolio Details - Investments**  
**June 30, 2023**

CUSIP	Investment #	Issuer	Average Balance	Purchase Date	Par Value	Market Value	Book Value	Stated Rate	YTM/C 360	YTM/C 365	Days to Maturity	Maturity Date
<b>Federal Agency Coupon Securities</b>												
3133EMTD4	10062	Federal Farm Credit Bank		03/15/2021	10,000,000.00	10,000,000.00	10,000,000.00	0.370	0.365	0.370	258	03/15/2024
3130APLB9	10066	Federal Home Loan Bank		10/28/2021	15,000,000.00	15,000,000.00	15,000,000.00	0.850	0.838	0.850	27	10/28/2024
3130APP58	10070	Federal Home Loan Bank		11/22/2021	10,000,000.00	10,000,000.00	10,000,000.00	0.625	0.616	0.625	52	02/22/2024
3130AQGT4	10076	Federal Home Loan Bank		01/13/2022	5,000,000.00	4,989,495.77	4,989,495.77	1.100	1.291	1.309	196	01/13/2025
3130AQGT4	10077	Federal Home Loan Bank		01/28/2022	10,000,000.00	9,952,108.22	9,952,108.22	1.100	1.559	1.581	196	01/13/2025
3130AQPZ0	10078	Federal Home Loan Bank		02/16/2022	15,000,000.00	15,000,000.00	15,000,000.00	1.250	1.233	1.250	46	08/16/2024
3130ARFZ9	10083	Federal Home Loan Bank		04/12/2022	5,000,000.00	5,000,000.00	5,000,000.00	2.150	2.122	2.151	11	04/12/2024
3130AUTT1	10086	Federal Home Loan Bank		02/27/2023	5,000,000.00	5,000,000.00	5,000,000.00	5.250	5.178	5.250	55	02/25/2026
3130ALGJ7	10090	Federal Home Loan Bank		04/24/2023	4,026,750.00	3,712,294.83	3,712,294.83	1.000	37.314	37.832	22	03/23/2026
3130AVNT5	10091	Federal Home Loan Bank		04/28/2023	2,500,000.00	2,500,000.00	2,500,000.00	5.500	5.349	5.424	24	04/25/2025
3130AVY63	10092	Federal Home Loan Bank		05/11/2023	2,500,000.00	2,500,000.00	2,500,000.00	5.350	5.277	5.350	41	05/11/2026
3130AVY97	10093	Federal Home Loan Bank		05/15/2023	2,500,000.00	2,500,000.00	2,500,000.00	5.300	5.227	5.300	45	05/15/2025
3130AVSW3	10095	Federal Home Loan Bank		05/09/2023	2,500,000.00	2,500,000.00	2,500,000.00	5.250	5.178	5.250	8	05/09/2024
3134GW6E1	10081	Federal Home Loan Mtg Corp		03/15/2022	10,000,000.00	9,955,995.25	9,955,995.25	0.320	1.630	1.652	124	11/02/2023
3134GXQM9	10084	Federal Home Loan Mtg Corp		04/25/2022	10,000,000.00	10,000,000.00	10,000,000.00	2.400	2.367	2.400	24	10/25/2023
3134GYS60	10094	Federal Home Loan Mtg Corp		05/17/2023	2,500,000.00	2,500,000.00	2,500,000.00	5.200	5.133	5.204	47	06/17/2024
3135GAGA3	10089	Federal National Mtg Assn		04/03/2023	5,000,000.00	5,000,000.00	5,000,000.00	5.200	5.134	5.206	2	07/30/2024
73358W4V3	10080	NY & NJ PORT AUTHORITY		02/14/2022	4,500,000.00	4,500,000.00	4,500,000.00	1.086	1.500	1.521	0	07/01/2023
<b>Subtotal and Average</b>			<b>123,680,973.63</b>		<b>121,026,750.00</b>	<b>120,609,894.07</b>	<b>120,609,894.07</b>	<b>3.114</b>	<b>3.157</b>	<b>78</b>		
<b>Managed Pool Accounts</b>												
SYS10073	10073	TEXAS FIXED INCOME TRUST		12/29/2021	163,615.11	163,615.11	163,615.11	0.110	0.108	0.110	1	
<b>Subtotal and Average</b>			<b>162,940.84</b>		<b>163,615.11</b>	<b>163,615.11</b>	<b>163,615.11</b>	<b>0.108</b>	<b>0.110</b>	<b>1</b>		
<b>Mutual Funds</b>												
SYS10015	10015	AIM FUNDS		09/01/2020	0.00	0.00	0.00	0.090	0.089	0.090	1	
SYS10016	10016	AIM FUNDS		09/01/2020	0.00	0.00	0.00	0.090	0.089	0.090	1	
SYS10018	10018	AIM FUNDS		09/01/2020	0.00	0.00	0.00	0.090	0.089	0.090	1	
SYS10017	10047	AIM FUNDS		09/01/2020	0.00	0.00	0.00	0.090	0.089	0.090	1	
SYS10000	10000	FUNDS MANAGEMENT		09/01/2020	0.00	0.00	0.00	0.040	0.039	0.040	1	
SYS10001	10001	FUNDS MANAGEMENT		09/01/2020	0.00	0.00	0.00	0.040	0.039	0.040	1	
SYS10002	10002	FUNDS MANAGEMENT		09/01/2020	0.00	0.00	0.00	0.040	0.039	0.040	1	
SYS10019	10019	LOGIC INVESTMENTS		09/01/2020	0.00	0.00	0.00	0.257	0.253	0.257	1	
SYS10020	10020	LOGIC INVESTMENTS		09/01/2020	0.00	0.00	0.00	0.257	0.253	0.257	1	
SYS10021	10021	LOGIC INVESTMENTS		09/01/2020	0.00	0.00	0.00	0.257	0.253	0.257	1	
SYS10022	10022	LOGIC INVESTMENTS		09/01/2020	0.00	0.00	0.00	0.257	0.253	0.257	1	
SYS10023	10023	PROVIDENT		09/01/2020	0.00	0.00	0.00	0.050	0.049	0.050	1	
SYS10024	10024	PROVIDENT		09/01/2020	0.00	0.00	0.00	0.050	0.049	0.050	1	



**MONTGOMERY COUNTY INVESTMENTS**  
**Portfolio Management**  
**Portfolio Details - Investments**  
**June 30, 2023**

CUSIP	Investment #	Issuer	Average Balance	Purchase Date	Par Value	Market Value	Book Value	Stated Rate	YTM/C 360	YTM/C 365	Days to Maturity	Maturity Date
<b>Mutual Funds</b>												
SYS10025	10025	PROVIDENT		09/01/2020	0.00	0.00	0.00	0.050	0.049	0.050	1	
SYS10026	10026	PROVIDENT		09/01/2020	0.00	0.00	0.00	0.050	0.049	0.050	1	
SYS10011	10011	TEXPOOL INVESTMENTS		09/01/2020	11,585.54	11,585.54	11,585.54	0.150	0.148	0.150	1	
SYS10012	10012	TEXPOOL INVESTMENTS		09/01/2020	605,793.07	605,793.07	605,793.07	0.150	0.148	0.150	1	
SYS10013	10013	TEXPOOL INVESTMENTS		09/01/2020	77,271.56	77,271.56	77,271.56	0.150	0.148	0.150	1	
SYS10014	10014	TEXPOOL INVESTMENTS		09/01/2020	0.00	0.00	0.00	0.160	0.158	0.160	1	
SYS10028	10028	TEXAS CLASS		09/01/2020	42,633.75	42,633.75	42,633.75	0.220	0.216	0.220	1	
SYS10029	10029	TEXAS CLASS		09/01/2020	2,846,361.45	2,846,361.45	2,846,361.45	0.272	0.268	0.272	1	
SYS10030	10030	TEXAS CLASS		09/01/2020	86,923.01	86,923.01	86,923.01	0.272	0.268	0.272	1	
SYS10031	10031	TEXAS CLASS		09/01/2020	3,014,838.58	3,014,838.58	3,014,838.58	0.220	0.216	0.220	1	
SYS10032	10032	TEXAS CLASS		09/01/2020	142,993.15	142,993.15	142,993.15	0.220	0.216	0.220	1	
SYS10033	10033	TEXAS CLASS		09/01/2020	178,153.74	178,153.74	178,153.74	0.220	0.216	0.220	1	
SYS10049	10049	TEXAS CLASS		09/01/2020	2,196.33	2,196.33	2,196.33	0.220	0.216	0.220	1	
SYS10034	10034	TEXSTAR INVESTMENTS		09/01/2020	701,054.02	701,054.02	701,054.02	0.116	0.114	0.116	1	
SYS10035	10035	TEXSTAR INVESTMENTS		09/01/2020	0.00	0.00	0.00	0.116	0.114	0.116	1	
SYS10036	10036	TEXSTAR INVESTMENTS		09/01/2020	352,720.11	352,720.11	352,720.11	0.116	0.114	0.116	1	
<b>Subtotal and Average</b>			<b>8,029,150.07</b>		<b>8,062,524.31</b>	<b>8,062,524.31</b>	<b>8,062,524.31</b>	<b>0.216</b>	<b>0.219</b>	<b>0.219</b>	<b>1</b>	
<b>Money Market Accounts</b>												
SYS10037	10037	GUARANTY BANK		09/01/2020	0.00	0.00	0.00	0.350	0.345	0.350	1	
SYS10050	10050	GUARANTY BANK		09/18/2020	0.00	0.00	0.00	0.350	0.345	0.350	1	
SYS10051	10051	GUARANTY BANK		09/18/2020	0.00	0.00	0.00	0.350	0.345	0.350	1	
SYS10052	10052	GUARANTY BANK		09/18/2020	0.00	0.00	0.00	0.350	0.345	0.350	1	
SYS10053	10053	GUARANTY BANK		09/18/2020	0.00	0.00	0.00	0.350	0.345	0.350	1	
SYS10054	10054	GUARANTY BANK		09/18/2020	0.00	0.00	0.00	0.350	0.345	0.350	1	
<b>Subtotal and Average</b>			<b>0.00</b>		<b>0.00</b>	<b>0.00</b>	<b>0.00</b>	<b>0.000</b>	<b>0.000</b>	<b>0.000</b>	<b>0</b>	
<b>Total and Average</b>			<b>131,873,064.54</b>		<b>129,252,889.42</b>	<b>128,836,033.49</b>	<b>128,836,033.49</b>	<b>2.929</b>	<b>2.970</b>	<b>2.970</b>	<b>73</b>	

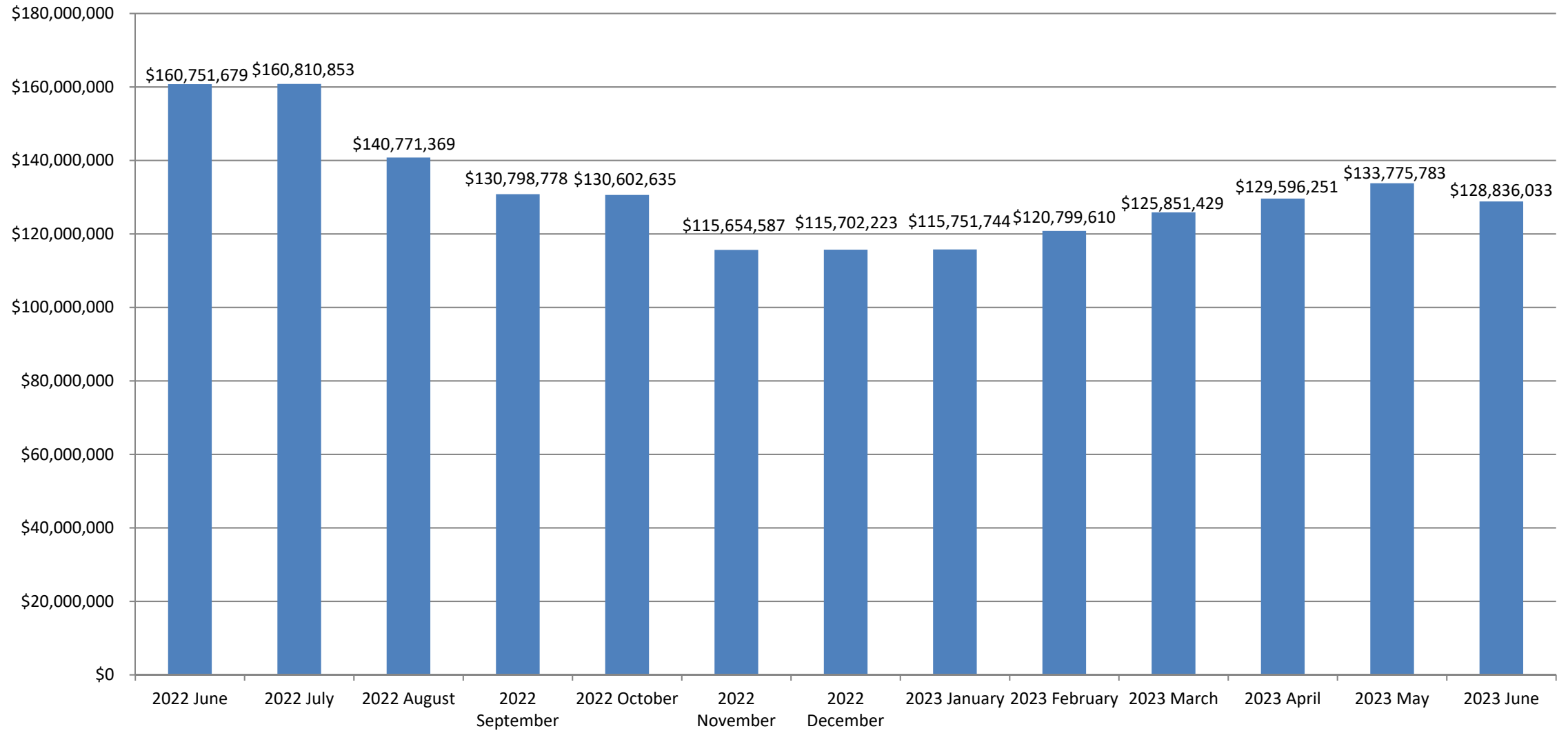
**MONTGOMERY COUNTY INVESTMENTS**  
**Portfolio Management**  
**Portfolio Details - Cash**  
**June 30, 2023**

CUSIP	Investment #	Issuer	Average Balance	Purchase Date	Par Value	Market Value	Book Value	Stated Rate	YTM/C 360	YTM/C 365	Days to Maturity
Average Balance			0.00								0
Total Cash and Investments			131,873,064.54		129,252,889.42	128,836,033.49	128,836,033.49	2.929	2.970		73



**MELANIE K. BUSH**  
**MONTGOMERY COUNTY TREASURER**  
501 North Thompson, Suite 201, Conroe, Texas 77301  
P.O. Box 1307, Conroe, Texas 77305

MCTX BOOK VALUE HISTORY – JUNE 2022 – JUNE 2023





**MONTGOMERY COUNTY INVESTMENTS**  
**Fund 100 - General Fund**  
**Fiscal Year 2022-2023**  
**Quarter Ending June 30, 2023**

Montgomery County, TX  
 Melanie K. Bush  
 501 North Thompson Suite 201  
 Conroe, TX 77301  
 (936)539-7844

CUSIP	Investment #	Issuer	Purchase Date	Book Value	Par Value	Market Value	Current Rate	YTM/C 360	YTM/C 365	Maturity Days To Date Maturity	
<b>Federal Agency Coupon Securities</b>											
3133EMTD4	10062	Federal Farm Credit Bank	03/15/2021	10,000,000.00	10,000,000.00	10,000,000.00	0.370	0.364	0.370	03/15/2024 258	
3130APLB9	10066	Federal Home Loan Bank	10/28/2021	15,000,000.00	15,000,000.00	15,000,000.00	0.850	0.838	0.850	10/28/2024 485	
3130APP58	10070	Federal Home Loan Bank	11/22/2021	10,000,000.00	10,000,000.00	10,000,000.00	0.625	0.616	0.625	02/22/2024 236	
3130AQGT4	10076	Federal Home Loan Bank	01/13/2022	4,989,495.77	5,000,000.00	4,989,495.77	1.100	1.290	1.308	01/13/2025 562	
3130AQGT4	10077	Federal Home Loan Bank	01/28/2022	9,952,108.22	10,000,000.00	9,952,108.22	1.100	1.559	1.580	01/13/2025 562	
3130AQPZ0	10078	Federal Home Loan Bank	02/16/2022	15,000,000.00	15,000,000.00	15,000,000.00	1.250	1.232	1.250	08/16/2024 412	
3130ARFZ9	10083	Federal Home Loan Bank	04/12/2022	5,000,000.00	5,000,000.00	5,000,000.00	2.150	2.121	2.151	04/12/2024 286	
3130AUTT1	10086	Federal Home Loan Bank	02/27/2023	5,000,000.00	5,000,000.00	5,000,000.00	5.250	5.178	5.250	02/25/2026 970	
3130ALGJ7	10090	Federal Home Loan Bank	04/24/2023	3,712,294.83	4,026,750.00	3,712,294.83	1.000	37.313	37.831	03/23/2026 996	
3130AVNT5	10091	Federal Home Loan Bank	04/28/2023	2,500,000.00	2,500,000.00	2,500,000.00	5.500	5.349	5.423	04/25/2025 664	
3130AVY63	10092	Federal Home Loan Bank	05/11/2023	2,500,000.00	2,500,000.00	2,500,000.00	5.350	5.276	5.350	05/11/2026 1,045	
3130AVY97	10093	Federal Home Loan Bank	05/15/2023	2,500,000.00	2,500,000.00	2,500,000.00	5.300	5.227	5.300	05/15/2025 684	
3130AVSW3	10095	Federal Home Loan Bank	05/09/2023	2,500,000.00	2,500,000.00	2,500,000.00	5.250	5.178	5.250	05/09/2024 313	
3134GW6E1	10081	Federal Home Loan Mtg Corp	03/15/2022	9,955,995.25	10,000,000.00	9,955,995.25	0.320	1.629	1.652	11/02/2023 124	
3134GXQM9	10084	Federal Home Loan Mtg Corp	04/25/2022	10,000,000.00	10,000,000.00	10,000,000.00	2.400	2.367	2.400	10/25/2023 116	
3134GYS60	10094	Federal Home Loan Mtg Corp	05/17/2023	2,500,000.00	2,500,000.00	2,500,000.00	5.200	5.132	5.204	06/17/2024 352	
3135GAGA3	10089	Federal National Mtg Assn	04/03/2023	5,000,000.00	5,000,000.00	5,000,000.00	5.200	5.134	5.205	07/30/2024 395	
73358W4V3	10080	NY & NJ PORT AUTHORITY	02/14/2022	4,500,000.00	4,500,000.00	4,500,000.00	1.086	1.499	1.520	07/01/2023 0	
<b>Subtotal and Average</b>				<b>120,609,894.07</b>	<b>121,026,750.00</b>	<b>120,609,894.07</b>		<b>3.114</b>	<b>3.157</b>	<b>404</b>	
<b>Managed Pool Accounts</b>											
SYS10073	10073	TEXAS FIXED INCOME TRUST	12/29/2021	163,615.11	163,615.11	163,615.11	0.110	0.108	0.110	1	
<b>Subtotal and Average</b>				<b>163,615.11</b>	<b>163,615.11</b>	<b>163,615.11</b>		<b>0.108</b>	<b>0.110</b>	<b>1</b>	
<b>Mutual Funds</b>											
SYS10015	10015	AIM FUNDS	09/01/2020	0.00	0.00	0.00	0.090	0.088	0.090	1	
SYS10000	10000	FUNDS MANAGEMENT	09/01/2020	0.00	0.00	0.00	0.040	0.039	0.040	1	
SYS10021	10021	LOGIC INVESTMENTS	09/01/2020	0.00	0.00	0.00	0.257	0.252	0.256	1	
SYS10023	10023	PROVIDENT	09/01/2020	0.00	0.00	0.00	0.050	0.049	0.050	1	
SYS10011	10011	TEXPOOL INVESTMENTS	09/01/2020	11,585.54	11,585.54	11,585.54	0.150	0.147	0.150	1	
SYS10014	10014	TEXPOOL INVESTMENTS	09/01/2020	0.00	0.00	0.00	0.160	0.157	0.160	1	

**Fund 100 - General Fund  
Investments by Fund Fiscal  
Year 2022-2023  
Quarter Ending June 30, 2023**

CUSIP	Investment #	Issuer	Purchase Date	Book Value	Par Value	Market Value	Current Rate	YTM/C 360	YTM/C 365	Maturity Days To Date Maturity
<b>Mutual Funds</b>										
SYS10049	10049	TEXAS CLASS	09/01/2020	2,196.33	2,196.33	2,196.33	0.220	0.216	0.219	1
SYS10035	10035	TEXSTAR INVESTMENTS	09/01/2020	0.00	0.00	0.00	0.116	0.114	0.115	1
<b>Subtotal and Average</b>				<b>13,781.87</b>	<b>13,781.87</b>	<b>13,781.87</b>	<b>0.159</b>	<b>0.161</b>		<b>1</b>
<b>Money Market Accounts</b>										
SYS10037	10037	GUARANTY BANK	09/01/2020	0.00	0.00	0.00	0.350	0.345	0.350	1
SYS10050	10050	GUARANTY BANK	09/18/2020	0.00	0.00	0.00	0.350	0.345	0.350	1
<b>Subtotal and Average</b>				<b>0.00</b>	<b>0.00</b>	<b>0.00</b>	<b>0.000</b>	<b>0.000</b>		<b>0</b>
<b>Total Investments and Average</b>				<b>120,787,291.05</b>	<b>121,204,146.98</b>	<b>120,787,291.05</b>	<b>3.110</b>	<b>3.153</b>		<b>403</b>

**Fund 200 - Road & Bridge  
Investments by Fund Fiscal  
Year 2022-2023  
Quarter Ending June 30, 2023**

CUSIP	Investment #	Issuer	Purchase Date	Book Value	Par Value	Market Value	Current Rate	YTM/C 360	YTM/C 365	Maturity Days To Date Maturity
<b>Mutual Funds</b>										
SYS10017	10047	AIM FUNDS	09/01/2020	0.00	0.00	0.00	0.090	0.088	0.090	1
SYS10002	10002	FUNDS MANAGEMENT	09/01/2020	0.00	0.00	0.00	0.040	0.039	0.040	1
SYS10019	10019	LOGIC INVESTMENTS	09/01/2020	0.00	0.00	0.00	0.257	0.252	0.256	1
SYS10036	10036	TEXSTAR INVESTMENTS	09/01/2020	352,720.11	352,720.11	352,720.11	0.116	0.114	0.115	1
<b>Subtotal and Average</b>				<b>352,720.11</b>	<b>352,720.11</b>	<b>352,720.11</b>		<b>0.114</b>	<b>0.116</b>	<b>1</b>
<b>Money Market Accounts</b>										
SYS10053	10053	GUARANTY BANK	09/18/2020	0.00	0.00	0.00	0.350	0.345	0.350	1
<b>Subtotal and Average</b>				<b>0.00</b>	<b>0.00</b>	<b>0.00</b>		<b>0.000</b>	<b>0.000</b>	<b>0</b>
<b>Total Investments and Average</b>				<b>352,720.11</b>	<b>352,720.11</b>	<b>352,720.11</b>		<b>0.114</b>	<b>0.116</b>	<b>1</b>

**Fund 204 - Law Library  
Investments by Fund Fiscal  
Year 2022-2023  
Quarter Ending June 30, 2023**

CUSIP	Investment #	Issuer	Purchase Date	Book Value	Par Value	Market Value	Current Rate	YTM/C 360	YTM/C 365	Maturity Days To Date Maturity
<b>Mutual Funds</b>										
SYS10018	10018	AIM FUNDS	09/01/2020	0.00	0.00	0.00	0.090	0.088	0.090	1
SYS10025	10025	PROVIDENT	09/01/2020	0.00	0.00	0.00	0.050	0.049	0.050	1
<b>Subtotal and Average</b>				<b>0.00</b>	<b>0.00</b>	<b>0.00</b>	<b>0.000</b>	<b>0.000</b>	<b>0.000</b>	<b>0</b>
<b>Money Market Accounts</b>										
SYS10052	10052	GUARANTY BANK	09/18/2020	0.00	0.00	0.00	0.350	0.345	0.350	1
<b>Subtotal and Average</b>				<b>0.00</b>	<b>0.00</b>	<b>0.00</b>	<b>0.000</b>	<b>0.000</b>	<b>0.000</b>	<b>0</b>
<b>Total Investments and Average</b>				<b>0.00</b>	<b>0.00</b>	<b>0.00</b>	<b>0.000</b>	<b>0.000</b>	<b>0.000</b>	<b>0</b>

**Fund 206 - CO. CLK. REC. MGMT & PRESERV.**  
**Investments by Fund**  
**Fiscal Year 2022-2023**  
**Quarter Ending June 30, 2023**

CUSIP	Investment #	Issuer	Purchase Date	Book Value	Par Value	Market Value	Current Rate	YTM/C 360	YTM/C 365	Maturity Days To Date Maturity
<b>Mutual Funds</b>										
SYS10031	10031	TEXAS CLASS	09/01/2020	3,014,838.58	3,014,838.58	3,014,838.58	0.220	0.216	0.219	1
<b>Subtotal and Average</b>				<b>3,014,838.58</b>	<b>3,014,838.58</b>	<b>3,014,838.58</b>		<b>0.216</b>	<b>0.220</b>	<b>1</b>
<b>Total Investments and Average</b>				<b>3,014,838.58</b>	<b>3,014,838.58</b>	<b>3,014,838.58</b>		<b>0.216</b>	<b>0.220</b>	<b>1</b>



**Fund 208 - DIST. CLK REC. MGMT & PRESERV**  
**Investments by Fund**  
**Fiscal Year 2022-2023**  
**Quarter Ending June 30, 2023**

CUSIP	Investment #	Issuer	Purchase Date	Book Value	Par Value	Market Value	Current Rate	YTM/C 360	YTM/C 365	Maturity Days To Date Maturity
<b>Mutual Funds</b>										
SYS10032	10032	TEXAS CLASS	09/01/2020	142,993.15	142,993.15	142,993.15	0.220	0.216	0.219	1
<b>Subtotal and Average</b>				<b>142,993.15</b>	<b>142,993.15</b>	<b>142,993.15</b>		<b>0.216</b>	<b>0.220</b>	<b>1</b>
<b>Total Investments and Average</b>				<b>142,993.15</b>	<b>142,993.15</b>	<b>142,993.15</b>		<b>0.216</b>	<b>0.220</b>	<b>1</b>

**Fund 209 - DC RECORDS PRESERV.  
Investments by Fund  
Fiscal Year 2022-2023  
Quarter Ending June 30, 2023**

CUSIP	Investment #	Issuer	Purchase Date	Book Value	Par Value	Market Value	Current Rate	YTM/C 360	YTM/C 365	Maturity Days To Date Maturity
<b>Mutual Funds</b>										
SYS10030	10030	TEXAS CLASS	09/01/2020	86,923.01	86,923.01	86,923.01	0.272	0.268	0.271	1
<b>Subtotal and Average</b>				<b>86,923.01</b>	<b>86,923.01</b>	<b>86,923.01</b>		<b>0.268</b>	<b>0.272</b>	<b>1</b>
<b>Total Investments and Average</b>				<b>86,923.01</b>	<b>86,923.01</b>	<b>86,923.01</b>		<b>0.268</b>	<b>0.272</b>	<b>1</b>

**Fund 210 - CNTY & DIST COURT DIG. PRESERV**  
**Investments by Fund**  
**Fiscal Year 2022-2023**  
**Quarter Ending June 30, 2023**

CUSIP	Investment #	Issuer	Purchase Date	Book Value	Par Value	Market Value	Current Rate	YTM/C 360	YTM/C 365	Maturity Days To Date Maturity
<b>Mutual Funds</b>										
SYS10033	10033	TEXAS CLASS	09/01/2020	178,153.74	178,153.74	178,153.74	0.220	0.216	0.219	1
<b>Subtotal and Average</b>				<b>178,153.74</b>	<b>178,153.74</b>	<b>178,153.74</b>		<b>0.216</b>	<b>0.220</b>	<b>1</b>
<b>Total Investments and Average</b>				<b>178,153.74</b>	<b>178,153.74</b>	<b>178,153.74</b>		<b>0.216</b>	<b>0.220</b>	<b>1</b>

**Fund 219 - Contracts Election Service**  
**Investments by Fund**  
**Fiscal Year 2022-2023**  
**Quarter Ending June 30, 2023**

CUSIP	Investment #	Issuer	Purchase Date	Book Value	Par Value	Market Value	Current Rate	YTM/C 360	YTM/C 365	Maturity Days To Date Maturity
<b>Mutual Funds</b>										
SYS10013	10013	TEXPOOL INVESTMENTS	09/01/2020	77,271.56	77,271.56	77,271.56	0.150	0.147	0.150	1
<b>Subtotal and Average</b>				<b>77,271.56</b>	<b>77,271.56</b>	<b>77,271.56</b>		<b>0.148</b>	<b>0.150</b>	<b>1</b>
<b>Total Investments and Average</b>				<b>77,271.56</b>	<b>77,271.56</b>	<b>77,271.56</b>		<b>0.148</b>	<b>0.150</b>	<b>1</b>

**Fund 220 - GRANT  
Investments by Fund  
Fiscal Year 2022-2023  
Quarter Ending June 30, 2023**

CUSIP	Investment #	Issuer	Purchase Date	Book Value	Par Value	Market Value	Current Rate	YTM/C 360	YTM/C 365	Maturity Days To Date Maturity
<b>Mutual Funds</b>										
SYS10034	10034	TEXSTAR INVESTMENTS	09/01/2020	701,054.02	701,054.02	701,054.02	0.116	0.114	0.115	1
<b>Subtotal and Average</b>				<b>701,054.02</b>	<b>701,054.02</b>	<b>701,054.02</b>		<b>0.114</b>	<b>0.116</b>	<b>1</b>
<b>Total Investments and Average</b>				<b>701,054.02</b>	<b>701,054.02</b>	<b>701,054.02</b>		<b>0.114</b>	<b>0.116</b>	<b>1</b>

**Fund 300 - Debt Service**  
**Investments by Fund Fiscal Year**  
**2022-2023**  
**Quarter Ending June 30, 2023**

CUSIP	Investment #	Issuer	Purchase Date	Book Value	Par Value	Market Value	Current Rate	YTM/C 360	YTM/C 365	Maturity Days To Date Maturity
<b>Mutual Funds</b>										
SYS10016	10016	AIM FUNDS	09/01/2020	0.00	0.00	0.00	0.090	0.088	0.090	1
SYS10001	10001	FUNDS MANAGEMENT	09/01/2020	0.00	0.00	0.00	0.040	0.039	0.040	1
SYS10024	10024	PROVIDENT	09/01/2020	0.00	0.00	0.00	0.050	0.049	0.050	1
SYS10012	10012	TEXPOOL INVESTMENTS	09/01/2020	605,793.07	605,793.07	605,793.07	0.150	0.147	0.150	1
SYS10028	10028	TEXAS CLASS	09/01/2020	42,633.75	42,633.75	42,633.75	0.220	0.216	0.219	1
<b>Subtotal and Average</b>				<b>648,426.82</b>	<b>648,426.82</b>	<b>648,426.82</b>	<b>0.152</b>	<b>0.155</b>		<b>1</b>
<b>Money Market Accounts</b>										
SYS10051	10051	GUARANTY BANK	09/18/2020	0.00	0.00	0.00	0.350	0.345	0.350	1
<b>Subtotal and Average</b>				<b>0.00</b>	<b>0.00</b>	<b>0.00</b>	<b>0.000</b>	<b>0.000</b>		<b>0</b>
<b>Total Investments and Average</b>				<b>648,426.82</b>	<b>648,426.82</b>	<b>648,426.82</b>	<b>0.152</b>	<b>0.155</b>		<b>1</b>

**Fund 401 - CP REV. TOLL BONDS 2010**  
**Investments by Fund**  
**Fiscal Year 2022-2023**  
**Quarter Ending June 30, 2023**

CUSIP	Investment #	Issuer	Purchase Date	Book Value	Par Value	Market Value	Current Rate	YTM/C 360	YTM/C 365	Maturity Days To Date Maturity
<b>Mutual Funds</b>										
SYS10029	10029	TEXAS CLASS	09/01/2020	2,846,361.45	2,846,361.45	2,846,361.45	0.272	0.268	0.271	1
<b>Subtotal and Average</b>				<b>2,846,361.45</b>	<b>2,846,361.45</b>	<b>2,846,361.45</b>		<b>0.268</b>	<b>0.272</b>	<b>1</b>
<b>Total Investments and Average</b>				<b>2,846,361.45</b>	<b>2,846,361.45</b>	<b>2,846,361.45</b>		<b>0.268</b>	<b>0.272</b>	<b>1</b>

**Fund 402 - CP RB 2012  
Investments by Fund  
Fiscal Year 2022-2023  
Quarter Ending June 30, 2023**

CUSIP	Investment #	Issuer	Purchase Date	Book Value	Par Value	Market Value	Current Rate	YTM/C 360	YTM/C 365	Maturity Days To Date Maturity
<b>Mutual Funds</b>										
SYS10026	10026	PROVIDENT	09/01/2020	0.00	0.00	0.00	0.050	0.049	0.050	1
<b>Subtotal and Average</b>				<b>0.00</b>	<b>0.00</b>	<b>0.00</b>		<b>0.000</b>	<b>0.000</b>	<b>0</b>
<b>Money Market Accounts</b>										
SYS10054	10054	GUARANTY BANK	09/18/2020	0.00	0.00	0.00	0.350	0.345	0.350	1
<b>Subtotal and Average</b>				<b>0.00</b>	<b>0.00</b>	<b>0.00</b>		<b>0.000</b>	<b>0.000</b>	<b>0</b>
<b>Total Investments and Average</b>				<b>0.00</b>	<b>0.00</b>	<b>0.00</b>		<b>0.000</b>	<b>0.000</b>	<b>0</b>



**Fund 404 - CP RB 2016  
Investments by Fund  
Fiscal Year 2022-2023  
Quarter Ending June 30, 2023**

CUSIP	Investment #	Issuer	Purchase Date	Book Value	Par Value	Market Value	Current Rate	YTM/C 360	YTM/C 365	Maturity Days To Date Maturity
<b>Mutual Funds</b>										
SYS10020	10020	LOGIC INVESTMENTS	09/01/2020	0.00	0.00	0.00	0.257	0.252	0.256	1
<b>Subtotal and Average</b>				<b>0.00</b>	<b>0.00</b>	<b>0.00</b>	<b>0.000</b>	<b>0.000</b>		<b>0</b>
<b>Total Investments and Average</b>				<b>0.00</b>	<b>0.00</b>	<b>0.00</b>	<b>0.000</b>	<b>0.000</b>		<b>0</b>

**Fund 405 - CP RB 2016A  
Investments by Fund  
Fiscal Year 2022-2023  
Quarter Ending June 30, 2023**

CUSIP	Investment #	Issuer	Purchase Date	Book Value	Par Value	Market Value	Current Rate	YTM/C 360	YTM/C 365	Maturity Days To Date Maturity
<b>Mutual Funds</b>										
SYS10022	10022	LOGIC INVESTMENTS	09/01/2020	0.00	0.00	0.00	0.257	0.252	0.256	1
<b>Subtotal and Average</b>				<b>0.00</b>	<b>0.00</b>	<b>0.00</b>	<b>0.000</b>	<b>0.000</b>		<b>0</b>
<b>Total Investments and Average</b>				<b>0.00</b>	<b>0.00</b>	<b>0.00</b>	<b>0.000</b>	<b>0.000</b>		<b>0</b>



**MONTGOMERY CO TOLL ROAD  
Portfolio Management  
Portfolio Summary  
April 30, 2023**

Montgomery County, TX  
Melanie K. Bush  
501 North Thompson Suite 201  
Conroe, TX 77301  
(936)539-7844

<b>Investments</b>	<b>Par Value</b>	<b>Market Value</b>	<b>Book Value</b>	<b>% of Portfolio</b>	<b>Term</b>	<b>Days to Maturity</b>	<b>YTM 360 Equiv.</b>	<b>YTM 365 Equiv.</b>
Money Market Accounts	31,660,033.82	31,660,033.82	31,660,033.82	100.00	1	1	0.000	0.000
<b>Investments</b>	<b>31,660,033.82</b>	<b>31,660,033.82</b>	<b>31,660,033.82</b>	<b>100.00%</b>	<b>1</b>	<b>1</b>	<b>0.000</b>	<b>0.000</b>

<b>Total Earnings</b>	<b>April 30 Month Ending</b>	<b>Fiscal Year To Date</b>
Current Year	134,832.42	859,700.04
<b>Average Daily Balance</b>	<b>33,079,319.89</b>	
<b>Effective Rate of Return</b>	<b>4.96%</b>	

*Melanie K. Bush*      5/5/23  
 \_\_\_\_\_  
 MELANIE K. BUSH, COUNTY TREASURER

**MONTGOMERY CO TOLL ROAD**  
**Portfolio Management**  
**Portfolio Details - Investments**  
**April 30, 2023**

CUSIP	Investment #	Issuer	Average Balance	Purchase Date	Par Value	Market Value	Book Value	Stated Rate	YTM 360	YTM 365	Days to Maturity	Maturity Date
<b>Money Market Accounts</b>												
192826105	10000	FIDELITY		09/01/2020	1,420,121.66	1,420,121.66	1,420,121.66		0.000	0.000	1	
192826105	10001	FIDELITY		09/01/2020	685,911.84	685,911.84	685,911.84		0.000	0.000	1	
192826105	10002	FIDELITY		09/01/2020	6,581,931.97	6,581,931.97	6,581,931.97		0.000	0.000	1	
192826105	10003	FIDELITY		09/01/2020	529,546.58	529,546.58	529,546.58		0.000	0.000	1	
192826105	10004	FIDELITY		09/01/2020	613,398.82	613,398.82	613,398.82		0.000	0.000	1	
192826105	10005	FIDELITY		09/01/2020	1,024,680.04	1,024,680.04	1,024,680.04		0.000	0.000	1	
192826105	10006	FIDELITY		09/01/2020	20,783,853.25	20,783,853.25	20,783,853.25		0.000	0.000	1	
192826105	10007	FIDELITY		09/01/2020	20,589.66	20,589.66	20,589.66		0.000	0.000	1	
192826105	10008	FIDELITY		09/01/2020	0.00	0.00	0.00		0.000	0.000	1	
		<b>Subtotal and Average</b>	<b>33,079,319.89</b>		<b>31,660,033.82</b>	<b>31,660,033.82</b>	<b>31,660,033.82</b>		<b>0.000</b>	<b>0.000</b>	<b>1</b>	
<b>GIC/GAC</b>												
GIC007725	10010	CITIGROUP GLOBAL MARKETS INC		09/01/2020	0.00	0.00	0.00		0.000	0.000	1	
		<b>Subtotal and Average</b>	<b>0.00</b>		<b>0.00</b>	<b>0.00</b>	<b>0.00</b>		<b>0.000</b>	<b>0.000</b>	<b>0</b>	
		<b>Total and Average</b>	<b>33,079,319.89</b>		<b>31,660,033.82</b>	<b>31,660,033.82</b>	<b>31,660,033.82</b>		<b>0.000</b>	<b>0.000</b>	<b>1</b>	



**MONTGOMERY CO TOLL ROAD  
Portfolio Management  
Portfolio Summary  
May 31, 2023**

Montgomery County, TX  
Melanie K. Bush  
501 North Thompson Suite 201  
Conroe, TX 77301  
(936)539-7844

Investments	Par Value	Market Value	Book Value	% of Portfolio	Term	Days to Maturity	YTM 360 Equiv.	YTM 365 Equiv.
Money Market Accounts	32,261,725.01	32,261,725.01	32,261,725.01	100.00	1	1	0.000	0.000
<b>Investments</b>	<b>32,261,725.01</b>	<b>32,261,725.01</b>	<b>32,261,725.01</b>	<b>100.00%</b>	<b>1</b>	<b>1</b>	<b>0.000</b>	<b>0.000</b>

Total Earnings	May 31 Month Ending	Fiscal Year To Date
Current Year	118,181.33	977,881.37
Average Daily Balance	31,925,309.46	
Effective Rate of Return	4.36%	

*Melanie K. Bush* 6/20/23  
 \_\_\_\_\_  
 MELANIE K. BUSH, COUNTY TREASURER

**MONTGOMERY CO TOLL ROAD**  
**Portfolio Management**  
**Portfolio Details - Investments**  
**May 31, 2023**

CUSIP	Investment #	Issuer	Average Balance	Purchase Date	Par Value	Market Value	Book Value	Stated Rate	YTM 360	YTM 365	Days to Maturity	Maturity Date
<b>Money Market Accounts</b>												
192826105	10000	FIDELITY		09/01/2020	0.00	0.00	0.00		0.000	0.000	1	
192826105	10001	FIDELITY		09/01/2020	1,500,242.89	1,500,242.89	1,500,242.89		0.000	0.000	1	
192826105	10002	FIDELITY		09/01/2020	6,605,286.75	6,605,286.75	6,605,286.75		0.000	0.000	1	
192826105	10003	FIDELITY		09/01/2020	531,425.58	531,425.58	531,425.58		0.000	0.000	1	
192826105	10004	FIDELITY		09/01/2020	641,242.05	641,242.05	641,242.05		0.000	0.000	1	
192826105	10005	FIDELITY		09/01/2020	1,028,315.93	1,028,315.93	1,028,315.93		0.000	0.000	1	
192826105	10006	FIDELITY		09/01/2020	21,934,549.09	21,934,549.09	21,934,549.09		0.000	0.000	1	
192826105	10007	FIDELITY		09/01/2020	20,662.72	20,662.72	20,662.72		0.000	0.000	1	
192826105	10008	FIDELITY		09/01/2020	0.00	0.00	0.00		0.000	0.000	1	
		<b>Subtotal and Average</b>	<b>31,925,309.46</b>		<b>32,261,725.01</b>	<b>32,261,725.01</b>	<b>32,261,725.01</b>		<b>0.000</b>	<b>0.000</b>	<b>1</b>	
<b>GIC/GAC</b>												
GIC007725	10010	CITIGROUP GLOBAL MARKETS INC		09/01/2020	0.00	0.00	0.00		0.000	0.000	1	
		<b>Subtotal and Average</b>	<b>0.00</b>		<b>0.00</b>	<b>0.00</b>	<b>0.00</b>		<b>0.000</b>	<b>0.000</b>	<b>0</b>	
		<b>Total and Average</b>	<b>31,925,309.46</b>		<b>32,261,725.01</b>	<b>32,261,725.01</b>	<b>32,261,725.01</b>		<b>0.000</b>	<b>0.000</b>	<b>1</b>	



**MONTGOMERY CO TOLL ROAD  
Portfolio Management  
Portfolio Summary  
June 30, 2023**

Montgomery County, TX  
Melanie K. Bush  
501 North Thompson Suite 201  
Conroe, TX 77301  
(936)539-7844

<b>Investments</b>	<b>Par Value</b>	<b>Market Value</b>	<b>Book Value</b>	<b>% of Portfolio</b>	<b>Term</b>	<b>Days to Maturity</b>	<b>YTM 360 Equiv.</b>	<b>YTM 365 Equiv.</b>
Money Market Accounts	31,601,428.18	31,601,428.18	31,601,428.18	100.00	1	1	0.000	0.000
<b>Investments</b>	<b>31,601,428.18</b>	<b>31,601,428.18</b>	<b>31,601,428.18</b>	<b>100.00%</b>	<b>1</b>	<b>1</b>	<b>0.000</b>	<b>0.000</b>

<b>Total Earnings</b>	<b>June 30 Month Ending</b>	<b>Fiscal Year To Date</b>
Current Year	114,088.10	1,091,969.47
<b>Average Daily Balance</b>	<b>32,213,902.28</b>	
<b>Effective Rate of Return</b>	<b>4.31%</b>	

*Melanie K. Bush*      *7/18/23*  
 \_\_\_\_\_  
 MELANIE K. BUSH, COUNTY TREASURER

**MONTGOMERY CO TOLL ROAD**  
**Portfolio Management**  
**Portfolio Details - Investments**  
**June 30, 2023**

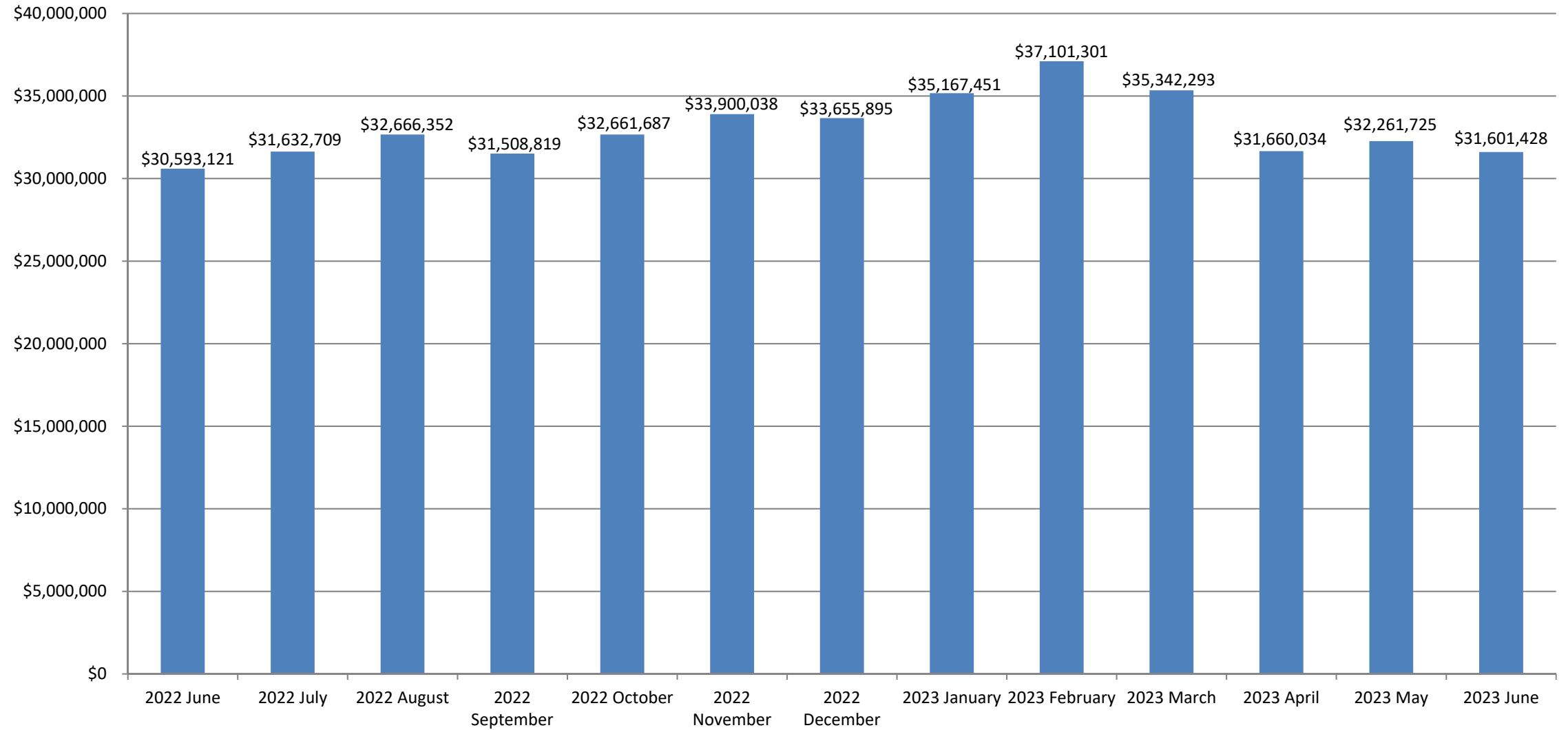
CUSIP	Investment #	Issuer	Average Balance	Purchase Date	Par Value	Market Value	Book Value	Stated Rate	YTM 360	YTM 365	Days to Maturity	Maturity Date
<b>Money Market Accounts</b>												
192826105	10000	FIDELITY		09/01/2020	1.50	1.50	1.50		0.000	0.000	1	
192826105	10001	FIDELITY		09/01/2020	1,504,840.19	1,504,840.19	1,504,840.19		0.000	0.000	1	
192826105	10002	FIDELITY		09/01/2020	6,628,974.57	6,628,974.57	6,628,974.57		0.000	0.000	1	
192826105	10003	FIDELITY		09/01/2020	533,331.37	533,331.37	533,331.37		0.000	0.000	1	
192826105	10004	FIDELITY		09/01/2020	643,541.68	643,541.68	643,541.68		0.000	0.000	1	
192826105	10005	FIDELITY		09/01/2020	1,032,003.67	1,032,003.67	1,032,003.67		0.000	0.000	1	
192826105	10006	FIDELITY		09/01/2020	21,237,998.38	21,237,998.38	21,237,998.38		0.000	0.000	1	
192826105	10007	FIDELITY		09/01/2020	20,736.82	20,736.82	20,736.82		0.000	0.000	1	
192826105	10008	FIDELITY		09/01/2020	0.00	0.00	0.00		0.000	0.000	1	
		<b>Subtotal and Average</b>	<b>32,213,902.28</b>		<b>31,601,428.18</b>	<b>31,601,428.18</b>	<b>31,601,428.18</b>		<b>0.000</b>	<b>0.000</b>	<b>1</b>	
<b>GIC/GAC</b>												
GIC007725	10010	CITIGROUP GLOBAL MARKETS INC		09/01/2020	0.00	0.00	0.00		0.000	0.000	1	
		<b>Subtotal and Average</b>	<b>0.00</b>		<b>0.00</b>	<b>0.00</b>	<b>0.00</b>		<b>0.000</b>	<b>0.000</b>	<b>0</b>	
		<b>Total and Average</b>	<b>32,213,902.28</b>		<b>31,601,428.18</b>	<b>31,601,428.18</b>	<b>31,601,428.18</b>		<b>0.000</b>	<b>0.000</b>	<b>1</b>	





**MELANIE K. BUSH**  
**MONTGOMERY COUNTY TREASURER**  
501 North Thompson, Suite 201, Conroe, Texas 77301  
P.O. Box 1307, Conroe, Texas 77305

MCTRA BOOK VALUE HISTORY – JUNE 2022 – JUNE 2023





**MONTGOMERY CO TOLL ROAD**  
**Fund 105400 - 2018 PROJECT \*5962**  
**Investments by Fund**  
**Fiscal Year 2022-2023**  
**Quarter Ending June 30, 2023**

Montgomery County, TX  
 Melanie K. Bush  
 501 North Thompson Suite 201  
 Conroe, TX 77301  
 (936)539-7844

CUSIP	Investment #	Issuer	Purchase Date	Book Value	Par Value	Market Value	Current Rate	YTM 360	YTM 365	Maturity Days To Date Maturity
<b>Money Market Accounts</b>										
192826105	10007	FIDELITY	09/01/2020	20,736.82	20,736.82	20,736.82				1
<b>Subtotal and Average</b>				<b>20,736.82</b>	<b>20,736.82</b>	<b>20,736.82</b>	<b>0.000</b>	<b>0.000</b>		<b>1</b>
<b>Total Investments and Average</b>				<b>20,736.82</b>	<b>20,736.82</b>	<b>20,736.82</b>	<b>0.000</b>	<b>0.000</b>		<b>1</b>

**Fund 105401 - RENEW/REPL \*5959**  
**Investments by Fund**  
**Fiscal Year 2022-2023**  
**Quarter Ending June 30, 2023**

CUSIP	Investment #	Issuer	Purchase Date	Book Value	Par Value	Market Value	Current Rate	YTM 360	YTM 365	Maturity Days To Date Maturity
<b>Money Market Accounts</b>										
192826105	10005	FIDELITY	09/01/2020	1,032,003.67	1,032,003.67	1,032,003.67				1
<b>Subtotal and Average</b>				<b>1,032,003.67</b>	<b>1,032,003.67</b>	<b>1,032,003.67</b>	<b>0.000</b>	<b>0.000</b>		<b>1</b>
<b>Total Investments and Average</b>				<b>1,032,003.67</b>	<b>1,032,003.67</b>	<b>1,032,003.67</b>	<b>0.000</b>	<b>0.000</b>		<b>1</b>

**Fund 105402 - 2018 DEBT SERVICE \*5952**  
**Investments by Fund**  
**Fiscal Year 2022-2023**  
**Quarter Ending June 30, 2023**

CUSIP	Investment #	Issuer	Purchase Date	Book Value	Par Value	Market Value	Current Rate	YTM 360	YTM 365	Maturity Days To Date Maturity
<b>Money Market Accounts</b>										
192826105	10001	FIDELITY	09/01/2020	1,504,840.19	1,504,840.19	1,504,840.19				1
<b>Subtotal and Average</b>				<b>1,504,840.19</b>	<b>1,504,840.19</b>	<b>1,504,840.19</b>	<b>0.000</b>	<b>0.000</b>		<b>1</b>
<b>Total Investments and Average</b>				<b>1,504,840.19</b>	<b>1,504,840.19</b>	<b>1,504,840.19</b>	<b>0.000</b>	<b>0.000</b>		<b>1</b>

**Fund 105403 - 2018 DSR BOND \*5955**  
**Investments by Fund**  
**Fiscal Year 2022-2023**  
**Quarter Ending June 30, 2023**

CUSIP	Investment #	Issuer	Purchase Date	Book Value	Par Value	Market Value	Current Rate	YTM 360	YTM 365	Maturity Days To Date Maturity
<b>Money Market Accounts</b>										
192826105	10002	FIDELITY	09/01/2020	6,628,974.57	6,628,974.57	6,628,974.57				1
<b>Subtotal and Average</b>				<b>6,628,974.57</b>	<b>6,628,974.57</b>	<b>6,628,974.57</b>	<b>0.000</b>	<b>0.000</b>		<b>1</b>
<b>Total Investments and Average</b>				<b>6,628,974.57</b>	<b>6,628,974.57</b>	<b>6,628,974.57</b>	<b>0.000</b>	<b>0.000</b>		<b>1</b>

**Fund 105404 - 2018 CAP INT \*5963**  
**Investments by Fund**  
**Fiscal Year 2022-2023**  
**Quarter Ending June 30, 2023**

CUSIP	Investment #	Issuer	Purchase Date	Book Value	Par Value	Market Value	Current Rate	YTM 360	YTM 365	Maturity Days To Date Maturity
<b>Money Market Accounts</b>										
192826105	10008	FIDELITY	09/01/2020	0.00	0.00	0.00				1
<b>Subtotal and Average</b>				<b>0.00</b>	<b>0.00</b>	<b>0.00</b>		<b>0.000</b>	<b>0.000</b>	<b>0</b>
<b>GIC/GAC</b>										
GIC007725	10010	CITIGROUP GLOBAL MARKETS INC	09/01/2020	0.00	0.00	0.00				1
<b>Subtotal and Average</b>				<b>0.00</b>	<b>0.00</b>	<b>0.00</b>		<b>0.000</b>	<b>0.000</b>	<b>0</b>
<b>Total Investments and Average</b>				<b>0.00</b>	<b>0.00</b>	<b>0.00</b>		<b>0.000</b>	<b>0.000</b>	<b>0</b>

**Fund 105406 - RENEW/REPLACE \*5958**

**Investments by Fund**

**Fiscal Year 2022-2023**

**Quarter Ending June 30, 2023**

CUSIP	Investment #	Issuer	Purchase Date	Book Value	Par Value	Market Value	Current Rate	YTM 360	YTM 365	Maturity Days To Date Maturity
<b>Money Market Accounts</b>										
192826105	10004	FIDELITY	09/01/2020	643,541.68	643,541.68	643,541.68				1
<b>Subtotal and Average</b>				<b>643,541.68</b>	<b>643,541.68</b>	<b>643,541.68</b>	<b>0.000</b>	<b>0.000</b>		<b>1</b>
<b>Total Investments and Average</b>				<b>643,541.68</b>	<b>643,541.68</b>	<b>643,541.68</b>	<b>0.000</b>	<b>0.000</b>		<b>1</b>

**Fund 105409 - PROJECT ENHACE \*5960**

**Investments by Fund**

**Fiscal Year 2022-2023**

**Quarter Ending June 30, 2023**

CUSIP	Investment #	Issuer	Purchase Date	Book Value	Par Value	Market Value	Current Rate	YTM 360	YTM 365	Maturity Days To Date Maturity
<b>Money Market Accounts</b>										
192826105	10006	FIDELITY	09/01/2020	21,237,998.38	21,237,998.38	21,237,998.38				1
<b>Subtotal and Average</b>				<b>21,237,998.38</b>	<b>21,237,998.38</b>	<b>21,237,998.38</b>	<b>0.000</b>	<b>0.000</b>		<b>1</b>
<b>Total Investments and Average</b>				<b>21,237,998.38</b>	<b>21,237,998.38</b>	<b>21,237,998.38</b>	<b>0.000</b>	<b>0.000</b>		<b>1</b>



**Fund 105410 - REVENUE FUND \*5930**

**Investments by Fund**

**Fiscal Year 2022-2023**

**Quarter Ending June 30, 2023**

CUSIP	Investment #	Issuer	Purchase Date	Book Value	Par Value	Market Value	Current Rate	YTM 360	YTM 365	Maturity Days To Date Maturity
<b>Money Market Accounts</b>										
192826105	10000	FIDELITY	09/01/2020	1.50	1.50	1.50				1
<b>Subtotal and Average</b>				<b>1.50</b>	<b>1.50</b>	<b>1.50</b>	<b>0.000</b>	<b>0.000</b>		<b>1</b>
<b>Total Investments and Average</b>				<b>1.50</b>	<b>1.50</b>	<b>1.50</b>	<b>0.000</b>	<b>0.000</b>		<b>1</b>

**Fund 105411 - OPS & MAINT RESERVE \*5957**  
**Investments by Fund**  
**Fiscal Year 2022-2023**  
**Quarter Ending June 30, 2023**

CUSIP	Investment #	Issuer	Purchase Date	Book Value	Par Value	Market Value	Current Rate	YTM 360	YTM 365	Maturity Days To Date Maturity
<b>Money Market Accounts</b>										
192826105	10003	FIDELITY	09/01/2020	533,331.37	533,331.37	533,331.37				1
<b>Subtotal and Average</b>				<b>533,331.37</b>	<b>533,331.37</b>	<b>533,331.37</b>	<b>0.000</b>	<b>0.000</b>		<b>1</b>
<b>Total Investments and Average</b>				<b>533,331.37</b>	<b>533,331.37</b>	<b>533,331.37</b>	<b>0.000</b>	<b>0.000</b>		<b>1</b>