

Consent-Treasurer

Commissioners Court-Regular Meeting

TO: Montgomery County Commissioners Court

FROM: Melanie Bush, Treasurer

DATE: 07/25/2023

SUBJECT: Consider and approve the Quarterly Investment Report for the Quarter ending March 31, 2023.

Attachments

Quarterly Investment Report - 2022-2023 Quarter 2

#2 9D3
JUL 25 2023



MELANIE K. BUSH
MONTGOMERY COUNTY TREASURER

501 North Thompson, Suite 201, Conroe, Texas 77301
P.O. Box 1307, Conroe, Texas 77305
Phone: (936) 539-7844
Fax: (936) 760-6960

FY 2022-2023 QUARTERLY INVESTMENT REPORT
ENDING MARCH 31, 2023

Pursuant to Local Government Code 2256.023 I, Melanie K. Bush, Montgomery County Treasurer and Investment Officer do hereby submit The Quarterly Investment Report to the Montgomery County Commissioner's Court for approval and for recording in the minutes of the Court and with the Montgomery County Clerk. The Investment Statements are reconciled monthly.


All investments are in compliance with both the Public Funds Investment Act and the Montgomery County Investment Policy. As determined by the Investment Committee, the investment strategy is passive, which maintains a liquid cash flow and safety of the investment as priorities.

The following documents contain a summary statement of each pooled fund group that states the beginning book value and the ending book value along with the fully accrued interest. For the purposes of Local Investment Pools and Certificates of Deposit, the market value and the book value approximate to the same value. The Montgomery County Investment Officer has no control or authority in the decisions of said Investment Pools as to how the investments are diversified. All banks follow the directive that all certificates of deposit shall be at a federally insured depository institution and the full amount of the principal and accrued interest is insured by the United States.

Furthermore, The Investment Pools are in compliance with Government Code 2256.016 and specifically to the reporting requirements of sections(c) (1) and (2). The Certificates of Deposit are in compliance with Government Code 2256.010

I, Melanie K. Bush, County Treasurer of Montgomery County, Texas, who being fully sworn upon oath says that the within and foregoing report is true and correct to the best of her knowledge.


Filed and accompanying vouchers this, the 19th day of July, 2023.




Melanie K. Bush, Montgomery County Treasurer

THE STATE OF TEXAS
COUNTY OF MONTGOMERY
AFFIDAVIT


The Commissioners' Court of Montgomery County, TX hereby certifies that they have reviewed the Quarterly Investment Report as presented, hereby approve the report and request that it be filed with the official minutes of this meeting. In addition, the below signatures affirm that the Investment Report complies with statutes as referenced. Local Government Code 2256.023 and the affidavit states the ending quarterly balance of investments that are in the custody of the County Treasurer equals \$161,193,722.26.




County Judge, Mark Keough




Commissioner Pct. 1 – Robert Walker



Commissioner Pct. 2 / Charlie Riley

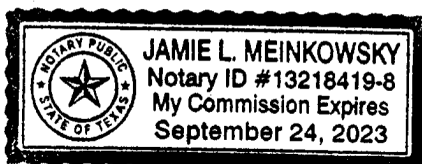


Commissioner Pct. 3 – James Noack




Commissioner Pct. 4 – Matt Gray

Subscribed and sworn to before me, the County Judge and the County Commissioners of Montgomery County, Texas, each respectively on this 25 day of July 20 23.



(Affix Notary Seal)



NOTARY PUBLIC STATE OF Texas
My commission expires: Sept 24, 2023

**MONTGOMERY COUNTY QUARTERLY INVESTMENT REPORT
 QUARTER ENDING MARCH 31, 2023**



Montgomery County, TX
 Melanie K. Bush
 501 North Thompson Suite 201
 Conroe, TX 77301
 (936) 539-7844

QUARTERLY INVESTMENT REPORT FOR PERIOD ENDED MARCH 31, 2023

SUBMITTED TO: COMMISSIONERS COURT, MONTGOMERY COUNTY
 PREPARED BY: JUDY WALL, CHIEF DEPUTY TREASURER
 PREPARED FOR: MELANIE K. BUSH, COUNTY TREASURER

This report is made in accordance with provisions of Govt. code 2256, The Public Funds Investment Act, amended effective September 1, 2011, which require quarterly reporting of investment transactions for county funds to the Commissioners Court. The investments held in Montgomery County's portfolio comply with the Public Funds Investment Act and with the County's Investment Policy and Strategies.

CASH AVAILABILITY:

Cash in our depository bank is kept at a minimum with excess funds being invested and matured to meet payroll and accounts payable requirements. A cash report is prepared Weekly and at the end of the month on the Woodforest Bank accounts. Average Daily Collected Balance in Woodforest National Bank, our depository bank, for the quarter October through December for the past two years.

	Avg. Daily Coll. Balance 2023	Avg. Daily Coll. Balance 2022
JANUARY	\$270,778,879.40	\$194,566,349.41
FEBRUARY	\$306,948,709.77	\$243,720,876.84
MARCH	\$252,910,480.34	\$190,947,851.12

We have depository contracts with Woodforest National Bank. The contracts are for 05/13/21 through 05/12/2023. Amegy Bank is the Depository for the Tax Assessor.

INVESTMENTS:

Amt of Dollars Amt of Dollars

**MONTGOMERY COUNTY QUARTERLY INVESTMENT REPORT
QUARTER ENDING MARCH 31, 2023**

	Invested 2023	Invested 2022
JANUARY	\$150,919,195.15	\$174,168,048.98
FEBRUARY	\$157,900,910.29	\$174,791,761.14
MARCH	\$161,193,722.26	\$177,807,386.81

The amount currently invested as of 03/31/2023 is \$161,193,722.26. This includes interest posted for the month of March 2023 for MCTX and MCTRA accounts.

DIRECT INVESTMENTS MUNI BONDS:

	Book value	Maturity
County of Miami Dade Fl	\$5,000,000.00	04/01/23
Federal Natl Mortgage Assn	\$3,374,272.14	05/22/23
Federal Home Loan Bank	\$5,004,890.05	06/06/23
NY & NJ Port Authority	\$4,495,175.86	07/01/23
Federal Home Loan Mortgage Company	\$10,000,000.00	10/25/23
Federal Home Loan Mortgage Company	\$9,923,264.44	11/02/23
Federal Home Loan Bank	\$10,000,000.00	02/22/24
Federal Farm Credit Bank	\$10,000,000.00	03/15/24
Federal Home Loan Bank	\$5,000,000.00	04/12/24
Federal Home Loan Bank	\$15,000,000.00	08/16/24
Federal Home Loan Bank	\$15,000,000.00	10/28/24
Federal Home Loan Bank	\$4,987,783.13	01/13/25
Federal Home Loan Bank	\$9,944,299.78	01/13/25
Federal Home Loan Bank	\$2,500,000.00	03/28/25
Federal Home Loan Bank	\$2,500,000.00	09/26/25
Federal Home Loan Bank	\$5,000,000.00	02/25/26
Total Direct Investments - March 31, 2023		\$117,729,685.40

MCTRA - TRUST ACCOUNTS WITH REGIONS BANK:

2018 DSR BOND PROCEEDS (5955 - 10002)	\$6,557,372.87
2018 PROJ SUB ACCOUNT (5962 - 10007)	\$20,515.28
2018 DSR BOND PROCEEDS (5963 - 10008)	\$0.00

**MONTGOMERY COUNTY QUARTERLY INVESTMENT REPORT
 QUARTER ENDING MARCH 31, 2023**

2018 OPS/MAIN (5957 - 10003)	\$527,570.69	
2018 RESERVE FUND (5959 - 10005)	\$1,020,856.66	
2018 Debt Service (5952 - 10001)	\$680,678.43	
MCTRA -RESERVE (5930 - 10000)	\$0.00	
MCTRA PROJ. ENH (5960 - 10006)	\$25,924,124.01	
2018 RENEW/REPLACE (5958 - 10004)	\$611,175.21	\$35,342,293.15

CERTIFICATES OF DEPOSIT:

Total CD's		\$0.00
------------	--	---------------

VARIOUS MUTUAL FUND AND POOL A	\$0.00	\$8,121,743.71
---------------------------------------	--------	-----------------------

MONEY MARKET BANK ACCOUNTS:

Guaranty Comm Bank - MM - 0.50	\$249,558.98	\$0.00
--------------------------------	--------------	---------------

Direct Inves. Mutual Funds, MCTRA, Bank MM and CD's \$161,193,722.26

SAS 99 requires the auditor to identify and assess risk that may result in a misstatement due to fraud. The Treasurer, as the Chief Investment Officer, acknowledges that risks may occur. Risks may be associated with the selection of broker/dealers, diversification of investments and investment limitation. Through adherence to the Investment Policy and the Internal Controls listed in the policy, these risks are reduced. The Treasurer is actively reducing investment risk in several ways. Applications for broker/dealers are reviewed and selected by the Treasurer and the Investment Committee.

To reduce risk of diversification of investments and investment limitations, reports of investments purchased, prepared for Commissioners Court and audited by the Auditor's office. Lastly, to protect against potential fraud and embezzlement, the investments are secured through third party custody and safekeeping procedures. These programs and controls should mitigate the risk that may result in a misstatement due to fraud.



MONTGOMERY COUNTY INVESTMENTS
Portfolio Management
Portfolio Summary
January 31, 2023

Montgomery County, TX
 Melanie K. Bush
 501 North Thompson Suite 201
 Conroe, TX 77301
 (936)539-7844

Investments	Par Value	Market Value	Book Value	% of Portfolio	Term	Days to Maturity	YTM/C 360 Equiv.	YTM/C 365 Equiv.
Federal Agency Coupon Securities	102,883,000.00	102,692,547.19	102,692,547.19	88.72	840	155	1.314	1.332
Municipal Bonds	5,000,000.00	4,999,627.08	4,999,627.08	4.32	913	59	0.414	0.420
Managed Pool Accounts	160,296.59	160,296.59	160,296.59	0.14	1	1	0.108	0.110
Mutual Funds	7,899,273.59	7,899,273.59	7,899,273.59	6.82	1	1	0.216	0.219
Investments	115,942,570.18	115,751,744.45	115,751,744.45	100.00%	785	140	1.198	1.215

Total Earnings	January 31 Month Ending	Fiscal Year To Date
Current Year	144,727.94	3,186,009.86
Average Daily Balance	115,713,198.34	
Effective Rate of Return	1.47%	

Melanie K. Bush 2/14/2023
 MELANIE K. BUSH, COUNTY TREASURER

MONTGOMERY COUNTY INVESTMENTS
Portfolio Management
Portfolio Details - Investments
January 31, 2023

CUSIP	Investment #	Issuer	Average Balance	Purchase Date	Par Value	Market Value	Book Value	Stated Rate	YTM/C 360	YTM/C 365	Days to Maturity	Maturity Date
Federal Agency Coupon Securities												
3133EMTD4	10062	Federal Farm Credit Bank		03/15/2021	10,000,000.00	10,000,000.00	10,000,000.00	0.370	0.365	0.370	408	03/15/2024
3130APLB9	10066	Federal Home Loan Bank		10/28/2021	15,000,000.00	15,000,000.00	15,000,000.00	0.850	0.838	0.850	86	10/28/2024
3130APP58	10070	Federal Home Loan Bank		11/22/2021	10,000,000.00	10,000,000.00	10,000,000.00	0.625	0.616	0.625	21	02/22/2024
3130AQGT4	10076	Federal Home Loan Bank		01/13/2022	5,000,000.00	4,986,641.36	4,986,641.36	1.100	1.291	1.309	346	01/13/2025
3130AQGT4	10077	Federal Home Loan Bank		01/28/2022	10,000,000.00	9,939,094.15	9,939,094.15	1.100	1.559	1.581	346	01/13/2025
3130AQPZ0	10078	Federal Home Loan Bank		02/16/2022	15,000,000.00	15,000,000.00	15,000,000.00	1.250	1.233	1.250	15	08/16/2024
313383CX7	10082	Federal Home Loan Bank		03/22/2022	5,000,000.00	5,009,403.95	5,009,403.95	2.160	1.588	1.610	125	06/06/2023
3130ARFZ9	10083	Federal Home Loan Bank		04/12/2022	5,000,000.00	5,000,000.00	5,000,000.00	2.150	2.121	2.150	70	04/12/2024
3134GW6E1	10081	Federal Home Loan Mtg Corp		03/15/2022	10,000,000.00	9,901,443.90	9,901,443.90	0.320	1.630	1.652	274	11/02/2023
3134GXQM9	10084	Federal Home Loan Mtg Corp		04/25/2022	10,000,000.00	10,000,000.00	10,000,000.00	2.400	2.367	2.400	24	10/25/2023
3135G04Q3	10085	Federal National Mtg Assn		05/19/2022	3,383,000.00	3,364,004.07	3,364,004.07	0.250	2.071	2.100	110	05/22/2023
73358W4V3	10080	NY & NJ PORT AUTHORITY		02/14/2022	4,500,000.00	4,491,959.76	4,491,959.76	1.086	1.500	1.521	150	07/01/2023
Subtotal and Average			102,683,861.64		102,883,000.00	102,692,547.19	102,692,547.19		1.314	1.332	155	
Municipal Bonds												
59333NN90	10056	COUNTY OF MIAMI DADE FL		09/30/2020	5,000,000.00	4,999,627.08	4,999,627.08	0.375	0.414	0.420	59	04/01/2023
Subtotal and Average			4,999,539.67		5,000,000.00	4,999,627.08	4,999,627.08		0.414	0.420	59	
Managed Pool Accounts												
SYS10073	10073	TEXAS FIXED INCOME TRUST		12/29/2021	160,296.59	160,296.59	160,296.59	0.110	0.108	0.110	1	
Subtotal and Average			159,692.00		160,296.59	160,296.59	160,296.59		0.108	0.110	1	
Mutual Funds												
SYS10015	10015	AIM FUNDS		09/01/2020	0.00	0.00	0.00	0.090	0.089	0.090	1	
SYS10016	10016	AIM FUNDS		09/01/2020	0.00	0.00	0.00	0.090	0.089	0.090	1	
SYS10018	10018	AIM FUNDS		09/01/2020	0.00	0.00	0.00	0.090	0.089	0.090	1	
SYS10017	10047	AIM FUNDS		09/01/2020	0.00	0.00	0.00	0.090	0.089	0.090	1	
SYS10000	10000	FUNDS MANAGEMENT		09/01/2020	0.00	0.00	0.00	0.040	0.039	0.040	1	
SYS10001	10001	FUNDS MANAGEMENT		09/01/2020	0.00	0.00	0.00	0.040	0.039	0.040	1	
SYS10002	10002	FUNDS MANAGEMENT		09/01/2020	0.00	0.00	0.00	0.040	0.039	0.040	1	
SYS10019	10019	LOGIC INVESTMENTS		09/01/2020	0.00	0.00	0.00	0.257	0.253	0.257	1	
SYS10020	10020	LOGIC INVESTMENTS		09/01/2020	0.00	0.00	0.00	0.257	0.253	0.257	1	
SYS10021	10021	LOGIC INVESTMENTS		09/01/2020	0.00	0.00	0.00	0.257	0.253	0.257	1	
SYS10022	10022	LOGIC INVESTMENTS		09/01/2020	0.00	0.00	0.00	0.257	0.253	0.257	1	
SYS10023	10023	PROVIDENT		09/01/2020	0.00	0.00	0.00	0.050	0.049	0.050	1	
SYS10024	10024	PROVIDENT		09/01/2020	0.00	0.00	0.00	0.050	0.049	0.050	1	

MONTGOMERY COUNTY INVESTMENTS
Portfolio Management
Portfolio Details - Investments
January 31, 2023

CUSIP	Investment #	Issuer	Average Balance	Purchase Date	Par Value	Market Value	Book Value	Stated Rate	YTM/C 360	YTM/C 365	Days to Maturity	Maturity Date
Mutual Funds												
SYS10025	10025	PROVIDENT		09/01/2020	0.00	0.00	0.00	0.050	0.049	0.050	1	
SYS10026	10026	PROVIDENT		09/01/2020	0.00	0.00	0.00	0.050	0.049	0.050	1	
SYS10011	10011	TEXPOOL INVESTMENTS		09/01/2020	11,359.78	11,359.78	11,359.78	0.150	0.148	0.150	1	
SYS10012	10012	TEXPOOL INVESTMENTS		09/01/2020	593,989.90	593,989.90	593,989.90	0.150	0.148	0.150	1	
SYS10013	10013	TEXPOOL INVESTMENTS		09/01/2020	75,766.04	75,766.04	75,766.04	0.150	0.148	0.150	1	
SYS10014	10014	TEXPOOL INVESTMENTS		09/01/2020	0.00	0.00	0.00	0.160	0.158	0.160	1	
SYS10028	10028	TEXAS CLASS		09/01/2020	41,761.97	41,761.97	41,761.97	0.220	0.216	0.220	1	
SYS10029	10029	TEXAS CLASS		09/01/2020	2,788,158.35	2,788,158.35	2,788,158.35	0.272	0.268	0.272	1	
SYS10030	10030	TEXAS CLASS		09/01/2020	85,145.58	85,145.58	85,145.58	0.272	0.268	0.272	1	
SYS10031	10031	TEXAS CLASS		09/01/2020	2,953,190.40	2,953,190.40	2,953,190.40	0.220	0.216	0.220	1	
SYS10032	10032	TEXAS CLASS		09/01/2020	140,069.19	140,069.19	140,069.19	0.220	0.216	0.220	1	
SYS10033	10033	TEXAS CLASS		09/01/2020	174,510.80	174,510.80	174,510.80	0.220	0.216	0.220	1	
SYS10049	10049	TEXAS CLASS		09/01/2020	2,151.41	2,151.41	2,151.41	0.220	0.216	0.220	1	
SYS10034	10034	TEXSTAR INVESTMENTS		09/01/2020	692,279.86	692,279.86	692,279.86	0.116	0.114	0.116	1	
SYS10035	10035	TEXSTAR INVESTMENTS		09/01/2020	0.00	0.00	0.00	0.116	0.114	0.116	1	
SYS10036	10036	TEXSTAR INVESTMENTS		09/01/2020	340,890.31	340,890.31	340,890.31	0.116	0.114	0.116	1	
Subtotal and Average			7,870,105.03		7,899,273.59	7,899,273.59	7,899,273.59	0.216	0.219	1		
Money Market Accounts												
SYS10037	10037	GUARANTY BANK		09/01/2020	0.00	0.00	0.00	0.350	0.345	0.350	1	
SYS10050	10050	GUARANTY BANK		09/18/2020	0.00	0.00	0.00	0.350	0.345	0.350	1	
SYS10051	10051	GUARANTY BANK		09/18/2020	0.00	0.00	0.00	0.350	0.345	0.350	1	
SYS10052	10052	GUARANTY BANK		09/18/2020	0.00	0.00	0.00	0.350	0.345	0.350	1	
SYS10053	10053	GUARANTY BANK		09/18/2020	0.00	0.00	0.00	0.350	0.345	0.350	1	
SYS10054	10054	GUARANTY BANK		09/18/2020	0.00	0.00	0.00	0.350	0.345	0.350	1	
Subtotal and Average			0.00		0.00	0.00	0.00	0.000	0.000	0		
Total and Average			115,713,198.34		115,942,570.18	115,751,744.45	115,751,744.45	1.198	1.215	140		



MONTGOMERY COUNTY INVESTMENTS
Portfolio Management
Portfolio Summary
February 28, 2023

Montgomery County, TX
 Melanie K. Bush
 501 North Thompson Suite 201
 Conroe, TX 77301
 (936)539-7844

Investments	Par Value	Market Value	Book Value	% of Portfolio	Term	Days to Maturity	YTM/C 360 Equiv.	YTM/C 365 Equiv.
Federal Agency Coupon Securities	107,883,000.00	107,711,116.28	107,711,116.28	89.17	852	153	1.493	1.514
Municipal Bonds	5,000,000.00	4,999,813.54	4,999,813.54	4.14	913	31	0.414	0.420
Managed Pool Accounts	160,884.16	160,884.16	160,884.16	0.13	1	1	0.108	0.110
Mutual Funds	7,927,795.74	7,927,795.74	7,927,795.74	6.56	1	1	0.216	0.219
Investments	120,971,679.90	120,799,609.72	120,799,609.72	100.00%	797	138	1.363	1.382

Total Earnings	February 28 Month Ending	Fiscal Year To Date
Current Year	145,986.88	3,332,108.23
Average Daily Balance	116,119,036.78	
Effective Rate of Return	1.64%	

Melanie K. Bush *3/21/2023*

 MELANIE K. BUSH, COUNTY TREASURER

Reporting period 02/01/2023-02/28/2023

Run Date: 03/09/2023 - 14:44

Portfolio MCTX
 AC
 PM (PRF_PM1) 7.3.11
 Report Ver. 7.3.11

MONTGOMERY COUNTY INVESTMENTS
Portfolio Management
Portfolio Details - Investments
February 28, 2023

CUSIP	Investment #	Issuer	Average Balance	Purchase Date	Par Value	Market Value	Book Value	Stated Rate	YTM/C 360	YTM/C 365	Days to Maturity	Maturity Date
Federal Agency Coupon Securities												
3133EMTD4	10062	Federal Farm Credit Bank		03/15/2021	10,000,000.00	10,000,000.00	10,000,000.00	0.370	0.365	0.370	380	03/15/2024
3130APLB9	10066	Federal Home Loan Bank		10/28/2021	15,000,000.00	15,000,000.00	15,000,000.00	0.850	0.838	0.850	58	10/28/2024
3130APP58	10070	Federal Home Loan Bank		11/22/2021	10,000,000.00	10,000,000.00	10,000,000.00	0.625	0.616	0.625	82	02/22/2024
3130AQGT4	10076	Federal Home Loan Bank		01/13/2022	5,000,000.00	4,987,212.24	4,987,212.24	1.100	1.291	1.309	318	01/13/2025
3130AQGT4	10077	Federal Home Loan Bank		01/28/2022	10,000,000.00	9,941,696.96	9,941,696.96	1.100	1.559	1.581	318	01/13/2025
3130AQPZ0	10078	Federal Home Loan Bank		02/16/2022	15,000,000.00	15,000,000.00	15,000,000.00	1.250	1.233	1.250	76	08/16/2024
313383CX7	10082	Federal Home Loan Bank		03/22/2022	5,000,000.00	5,007,147.00	5,007,147.00	2.160	1.588	1.610	97	06/06/2023
3130ARFZ9	10083	Federal Home Loan Bank		04/12/2022	5,000,000.00	5,000,000.00	5,000,000.00	2.150	2.121	2.150	42	04/12/2024
3130AUTT1	10086	Federal Home Loan Bank		02/27/2023	5,000,000.00	5,000,000.00	5,000,000.00	5.250	5.178	5.250	177	02/25/2026
3134GW6E1	10081	Federal Home Loan Mtg Corp		03/15/2022	10,000,000.00	9,912,354.17	9,912,354.17	0.320	1.630	1.652	246	11/02/2023
3134GXQM9	10084	Federal Home Loan Mtg Corp		04/25/2022	10,000,000.00	10,000,000.00	10,000,000.00	2.400	2.367	2.400	24	10/25/2023
3135G04Q3	10085	Federal National Mtg Assn		05/19/2022	3,383,000.00	3,369,138.10	3,369,138.10	0.250	2.071	2.100	82	05/22/2023
73358W4V3	10080	NY & NJ PORT AUTHORITY		02/14/2022	4,500,000.00	4,493,567.81	4,493,567.81	1.086	1.500	1.521	122	07/01/2023
Subtotal and Average			103,058,709.33		107,883,000.00	107,711,116.28	107,711,116.28	1.493	1.514	1.53		
Municipal Bonds												
59333NN90	10056	COUNTY OF MIAMI DADE FL		09/30/2020	5,000,000.00	4,999,813.54	4,999,813.54	0.375	0.414	0.420	31	04/01/2023
Subtotal and Average			4,999,717.65		5,000,000.00	4,999,813.54	4,999,813.54	0.414	0.420	0.414	31	
Managed Pool Accounts												
SYS10073	10073	TEXAS FIXED INCOME TRUST		12/29/2021	160,884.16	160,884.16	160,884.16	0.110	0.108	0.110	1	
Subtotal and Average			160,317.57		160,884.16	160,884.16	160,884.16	0.108	0.110	0.110	1	
Mutual Funds												
SYS10015	10015	AIM FUNDS		09/01/2020	0.00	0.00	0.00	0.090	0.089	0.090	1	
SYS10016	10016	AIM FUNDS		09/01/2020	0.00	0.00	0.00	0.090	0.089	0.090	1	
SYS10018	10018	AIM FUNDS		09/01/2020	0.00	0.00	0.00	0.090	0.089	0.090	1	
SYS10017	10047	AIM FUNDS		09/01/2020	0.00	0.00	0.00	0.090	0.089	0.090	1	
SYS10000	10000	FUNDS MANAGEMENT		09/01/2020	0.00	0.00	0.00	0.040	0.039	0.040	1	
SYS10001	10001	FUNDS MANAGEMENT		09/01/2020	0.00	0.00	0.00	0.040	0.039	0.040	1	
SYS10002	10002	FUNDS MANAGEMENT		09/01/2020	0.00	0.00	0.00	0.040	0.039	0.040	1	
SYS10019	10019	LOGIC INVESTMENTS		09/01/2020	0.00	0.00	0.00	0.257	0.253	0.257	1	
SYS10020	10020	LOGIC INVESTMENTS		09/01/2020	0.00	0.00	0.00	0.257	0.253	0.257	1	
SYS10021	10021	LOGIC INVESTMENTS		09/01/2020	0.00	0.00	0.00	0.257	0.253	0.257	1	
SYS10022	10022	LOGIC INVESTMENTS		09/01/2020	0.00	0.00	0.00	0.257	0.253	0.257	1	
SYS10023	10023	PROVIDENT		09/01/2020	0.00	0.00	0.00	0.050	0.049	0.050	1	

MONTGOMERY COUNTY INVESTMENTS
Portfolio Management
Portfolio Details - Investments
February 28, 2023

CUSIP	Investment #	Issuer	Average Balance	Purchase Date	Par Value	Market Value	Book Value	Stated Rate	YTM/C 360	YTM/C 365	Days to Maturity	Maturity Date
Mutual Funds												
SYS10024	10024	PROVIDENT		09/01/2020	0.00	0.00	0.00	0.050	0.049	0.050	1	
SYS10025	10025	PROVIDENT		09/01/2020	0.00	0.00	0.00	0.050	0.049	0.050	1	
SYS10026	10026	PROVIDENT		09/01/2020	0.00	0.00	0.00	0.050	0.049	0.050	1	
SYS10011	10011	TEXPOOL INVESTMENTS		09/01/2020	11,399.02	11,399.02	11,399.02	0.150	0.148	0.150	1	
SYS10012	10012	TEXPOOL INVESTMENTS		09/01/2020	596,039.97	596,039.97	596,039.97	0.150	0.148	0.150	1	
SYS10013	10013	TEXPOOL INVESTMENTS		09/01/2020	76,027.53	76,027.53	76,027.53	0.150	0.148	0.150	1	
SYS10014	10014	TEXPOOL INVESTMENTS		09/01/2020	0.00	0.00	0.00	0.160	0.158	0.160	1	
SYS10028	10028	TEXAS CLASS		09/01/2020	41,914.64	41,914.64	41,914.64	0.220	0.216	0.220	1	
SYS10029	10029	TEXAS CLASS		09/01/2020	2,798,351.34	2,798,351.34	2,798,351.34	0.272	0.268	0.272	1	
SYS10030	10030	TEXAS CLASS		09/01/2020	85,456.86	85,456.86	85,456.86	0.272	0.268	0.272	1	
SYS10031	10031	TEXAS CLASS		09/01/2020	2,963,986.73	2,963,986.73	2,963,986.73	0.220	0.216	0.220	1	
SYS10032	10032	TEXAS CLASS		09/01/2020	140,581.26	140,581.26	140,581.26	0.220	0.216	0.220	1	
SYS10033	10033	TEXAS CLASS		09/01/2020	175,148.78	175,148.78	175,148.78	0.220	0.216	0.220	1	
SYS10049	10049	TEXAS CLASS		09/01/2020	2,159.28	2,159.28	2,159.28	0.220	0.216	0.220	1	
SYS10034	10034	TEXSTAR INVESTMENTS		09/01/2020	692,279.86	692,279.86	692,279.86	0.116	0.114	0.116	1	
SYS10035	10035	TEXSTAR INVESTMENTS		09/01/2020	0.00	0.00	0.00	0.116	0.114	0.116	1	
SYS10036	10036	TEXSTAR INVESTMENTS		09/01/2020	344,450.47	344,450.47	344,450.47	0.116	0.114	0.116	1	
Subtotal and Average			7,900,292.24		7,927,795.74	7,927,795.74	7,927,795.74	0.216	0.219	1		
Money Market Accounts												
SYS10037	10037	GUARANTY BANK		09/01/2020	0.00	0.00	0.00	0.350	0.345	0.350	1	
SYS10050	10050	GUARANTY BANK		09/18/2020	0.00	0.00	0.00	0.350	0.345	0.350	1	
SYS10051	10051	GUARANTY BANK		09/18/2020	0.00	0.00	0.00	0.350	0.345	0.350	1	
SYS10052	10052	GUARANTY BANK		09/18/2020	0.00	0.00	0.00	0.350	0.345	0.350	1	
SYS10053	10053	GUARANTY BANK		09/18/2020	0.00	0.00	0.00	0.350	0.345	0.350	1	
SYS10054	10054	GUARANTY BANK		09/18/2020	0.00	0.00	0.00	0.350	0.345	0.350	1	
Subtotal and Average			0.00		0.00	0.00	0.00	0.000	0.000	0		
Total and Average			116,119,036.78		120,971,679.90	120,799,609.72	120,799,609.72	1.363	1.382	138		



MONTGOMERY COUNTY INVESTMENTS
Portfolio Management
Portfolio Summary
March 31, 2023

Montgomery County, TX
 Melanie K. Bush
 501 North Thompson Suite 201
 Conroe, TX 77301
 (936)539-7844

Investments	Par Value	Market Value	Book Value	% of Portfolio	Term	Days to Maturity	YTM/C 360 Equiv.	YTM/C 365 Equiv.
Federal Agency Coupon Securities	110,383,000.00	110,229,685.40	110,229,685.40	87.59	849	124	1.594	1.616
Municipal Bonds	7,500,000.00	7,500,000.00	7,500,000.00	5.96	912	8	2.249	2.280
Managed Pool Accounts	161,544.14	161,544.14	161,544.14	0.13	1	1	0.108	0.110
Mutual Funds	7,960,199.57	7,960,199.57	7,960,199.57	6.33	1	1	0.216	0.219
Investments	126,004,743.71	125,851,429.11	125,851,429.11	100.00%	798	109	1.544	1.565

Total Earnings	March 31 Month Ending	Fiscal Year To Date
Current Year	151,288.17	3,483,462.84
Average Daily Balance	121,133,239.55	
Effective Rate of Return	1.47%	

Melanie K. Bush *4/14/23*

 MELANIE K. BUSH, COUNTY TREASURER

Reporting period 03/01/2023-03/31/2023

Run Date: 04/14/2023 - 15:07

Portfolio MCTX
 AC
 PM (PRF_PM1) 7.3.11
 Report Ver. 7.3.11

MONTGOMERY COUNTY INVESTMENTS
Portfolio Management
Portfolio Details - Investments
March 31, 2023

CUSIP	Investment #	Issuer	Average Balance	Purchase Date	Par Value	Market Value	Book Value	Stated Rate	YTM/C 360	YTM/C 365	Days to Maturity	Maturity Date
Federal Agency Coupon Securities												
3133EMTD4	10062	Federal Farm Credit Bank		03/15/2021	10,000,000.00	10,000,000.00	10,000,000.00	0.370	0.365	0.370	349	03/15/2024
3130APLB9	10066	Federal Home Loan Bank		10/28/2021	15,000,000.00	15,000,000.00	15,000,000.00	0.850	0.838	0.850	27	10/28/2024
3130APP58	10070	Federal Home Loan Bank		11/22/2021	10,000,000.00	10,000,000.00	10,000,000.00	0.625	0.616	0.625	51	02/22/2024
3130AQGT4	10076	Federal Home Loan Bank		01/13/2022	5,000,000.00	4,987,783.13	4,987,783.13	1.100	1.291	1.309	-287	01/13/2025
3130AQGT4	10077	Federal Home Loan Bank		01/28/2022	10,000,000.00	9,944,299.78	9,944,299.78	1.100	1.559	1.581	287	01/13/2025
3130AQPZ0	10078	Federal Home Loan Bank		02/16/2022	15,000,000.00	15,000,000.00	15,000,000.00	1.250	1.233	1.250	45	08/16/2024
313383CX7	10082	Federal Home Loan Bank		03/22/2022	5,000,000.00	5,004,890.05	5,004,890.05	2.160	1.588	1.610	66	06/06/2023
3130ARFZ9	10083	Federal Home Loan Bank		04/12/2022	5,000,000.00	5,000,000.00	5,000,000.00	2.150	2.121	2.150	11	04/12/2024
3130AUTT1	10086	Federal Home Loan Bank		02/27/2023	5,000,000.00	5,000,000.00	5,000,000.00	5.250	5.178	5.250	146	02/25/2026
3130AVCX8	10088	Federal Home Loan Bank		03/30/2023	2,500,000.00	2,500,000.00	2,500,000.00	6.010	5.928	6.010	88	03/28/2025
3134GW6E1	10081	Federal Home Loan Mtg Corp		03/15/2022	10,000,000.00	9,923,264.44	9,923,264.44	0.320	1.630	1.652	215	11/02/2023
3134GXQM9	10084	Federal Home Loan Mtg Corp		04/25/2022	10,000,000.00	10,000,000.00	10,000,000.00	2.400	2.367	2.400	24	10/25/2023
3135G04Q3	10085	Federal National Mtg Assn		05/19/2022	3,383,000.00	3,374,272.14	3,374,272.14	0.250	2.071	2.100	51	05/22/2023
73358W4V3	10080	NY & NJ PORT AUTHORITY		02/14/2022	4,500,000.00	4,495,175.86	4,495,175.86	1.086	1.500	1.521	91	07/01/2023
Subtotal and Average			107,882,290.17		110,383,000.00	110,229,685.40	110,229,685.40	1.594	1.616	1.24		
Municipal Bonds												
3130AVCD2	10087	Federal Home Loan Bank		03/30/2023	2,500,000.00	2,500,000.00	2,500,000.00	6.000	5.918	6.000	25	09/26/2025
59333NN90	10056	COUNTY OF MIAMI DADE FL		09/30/2020	5,000,000.00	5,000,000.00	5,000,000.00	0.375	0.414	0.420	0	04/01/2023
Subtotal and Average			5,161,202.91		7,500,000.00	7,500,000.00	7,500,000.00	2.249	2.280	8		
Managed Pool Accounts												
SYS10073	10073	TEXAS FIXED INCOME TRUST		12/29/2021	161,544.14	161,544.14	161,544.14	0.110	0.108	0.110	1	
Subtotal and Average			160,905.45		161,544.14	161,544.14	161,544.14	0.108	0.110	1		
Mutual Funds												
SYS10015	10015	AIM FUNDS		09/01/2020	0.00	0.00	0.00	0.090	0.089	0.090	1	
SYS10016	10016	AIM FUNDS		09/01/2020	0.00	0.00	0.00	0.090	0.089	0.090	1	
SYS10018	10018	AIM FUNDS		09/01/2020	0.00	0.00	0.00	0.090	0.089	0.090	1	
SYS10017	10047	AIM FUNDS		09/01/2020	0.00	0.00	0.00	0.090	0.089	0.090	1	
SYS10000	10000	FUNDS MANAGEMENT		09/01/2020	0.00	0.00	0.00	0.040	0.039	0.040	1	
SYS10001	10001	FUNDS MANAGEMENT		09/01/2020	0.00	0.00	0.00	0.040	0.039	0.040	1	
SYS10002	10002	FUNDS MANAGEMENT		09/01/2020	0.00	0.00	0.00	0.040	0.039	0.040	1	
SYS10019	10019	LOGIC INVESTMENTS		09/01/2020	0.00	0.00	0.00	0.257	0.253	0.257	1	
SYS10020	10020	LOGIC INVESTMENTS		09/01/2020	0.00	0.00	0.00	0.257	0.253	0.257	1	
SYS10021	10021	LOGIC INVESTMENTS		09/01/2020	0.00	0.00	0.00	0.257	0.253	0.257	1	

Portfolio MCTX
AC
PM (PRF_PM2) 7.3.11

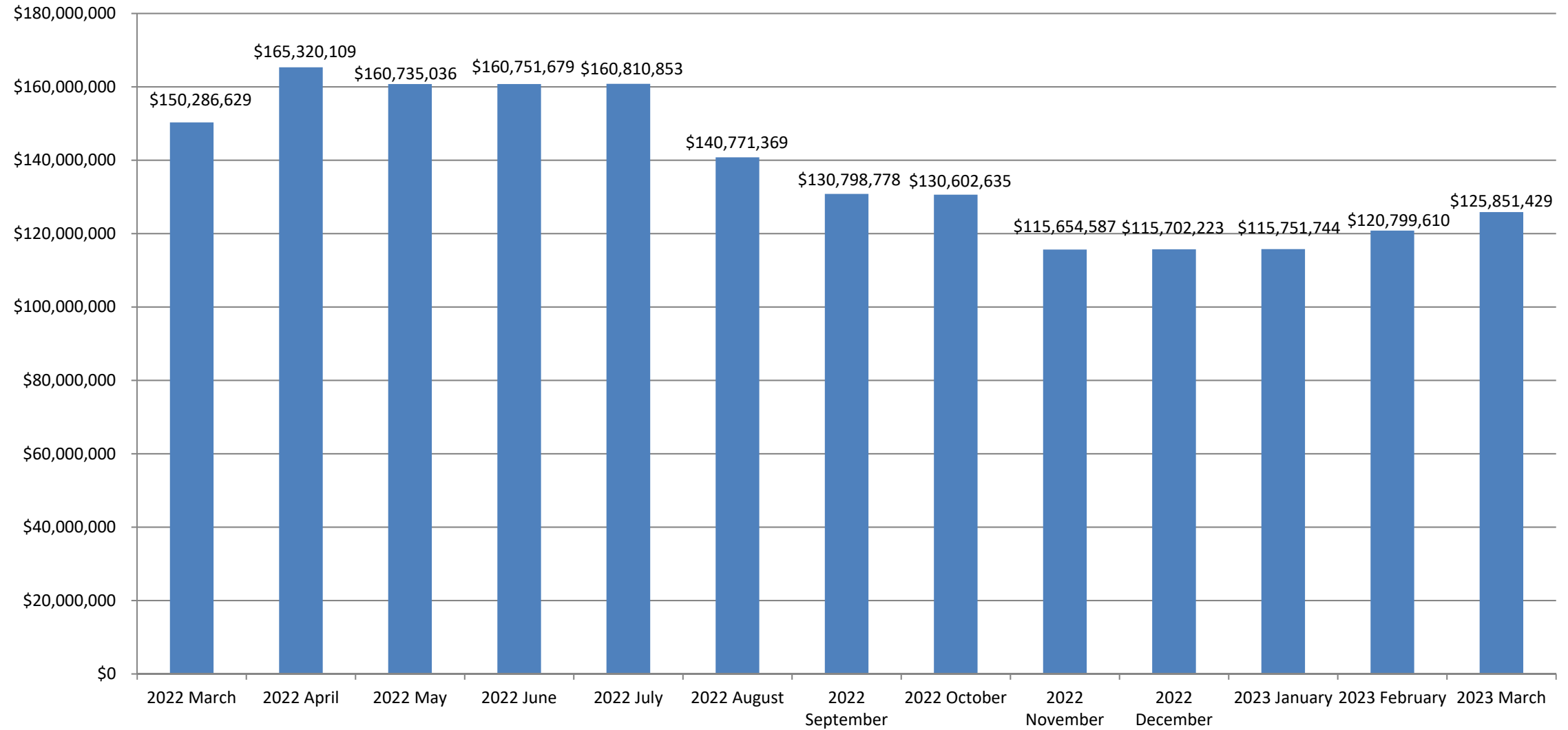
MONTGOMERY COUNTY INVESTMENTS
Portfolio Management
Portfolio Details - Investments
March 31, 2023

CUSIP	Investment #	Issuer	Average Balance	Purchase Date	Par Value	Market Value	Book Value	Stated Rate	YTM/C 360	YTM/C 365	Days to Maturity	Maturity Date
Mutual Funds												
SYS10022	10022	LOGIC INVESTMENTS		09/01/2020	0.00	0.00	0.00	0.257	0.253	0.257	1	
SYS10023	10023	PROVIDENT		09/01/2020	0.00	0.00	0.00	0.050	0.049	0.050	1	
SYS10024	10024	PROVIDENT		09/01/2020	0.00	0.00	0.00	0.050	0.049	0.050	1	
SYS10025	10025	PROVIDENT		09/01/2020	0.00	0.00	0.00	0.050	0.049	0.050	1	
SYS10026	10026	PROVIDENT		09/01/2020	0.00	0.00	0.00	0.050	0.049	0.050	1	
SYS10011	10011	TEXPOOL INVESTMENTS		09/01/2020	11,443.68	11,443.68	11,443.68	0.150	0.148	0.150	1	
SYS10012	10012	TEXPOOL INVESTMENTS		09/01/2020	598,374.07	598,374.07	598,374.07	0.150	0.148	0.150	1	
SYS10013	10013	TEXPOOL INVESTMENTS		09/01/2020	76,325.24	76,325.24	76,325.24	0.150	0.148	0.150	1	
SYS10014	10014	TEXPOOL INVESTMENTS		09/01/2020	0.00	0.00	0.00	0.160	0.158	0.160	1	
SYS10028	10028	TEXAS CLASS		09/01/2020	42,087.98	42,087.98	42,087.98	0.220	0.216	0.220	1	
SYS10029	10029	TEXAS CLASS		09/01/2020	2,809,923.75	2,809,923.75	2,809,923.75	0.272	0.268	0.272	1	
SYS10030	10030	TEXAS CLASS		09/01/2020	85,810.26	85,810.26	85,810.26	0.272	0.268	0.272	1	
SYS10031	10031	TEXAS CLASS		09/01/2020	2,976,244.12	2,976,244.12	2,976,244.12	0.220	0.216	0.220	1	
SYS10032	10032	TEXAS CLASS		09/01/2020	141,162.63	141,162.63	141,162.63	0.220	0.216	0.220	1	
SYS10033	10033	TEXAS CLASS		09/01/2020	175,873.13	175,873.13	175,873.13	0.220	0.216	0.220	1	
SYS10049	10049	TEXAS CLASS		09/01/2020	2,168.21	2,168.21	2,168.21	0.220	0.216	0.220	1	
SYS10034	10034	TEXSTAR INVESTMENTS		09/01/2020	692,279.86	692,279.86	692,279.86	0.116	0.114	0.116	1	
SYS10035	10035	TEXSTAR INVESTMENTS		09/01/2020	0.00	0.00	0.00	0.116	0.114	0.116	1	
SYS10036	10036	TEXSTAR INVESTMENTS		09/01/2020	348,506.64	348,506.64	348,506.64	0.116	0.114	0.116	1	
		Subtotal and Average	7,928,841.02		7,960,199.57	7,960,199.57	7,960,199.57	0.216	0.219		1	
Money Market Accounts												
SYS10037	10037	GUARANTY BANK		09/01/2020	0.00	0.00	0.00	0.350	0.345	0.350	1	
SYS10050	10050	GUARANTY BANK		09/18/2020	0.00	0.00	0.00	0.350	0.345	0.350	1	
SYS10051	10051	GUARANTY BANK		09/18/2020	0.00	0.00	0.00	0.350	0.345	0.350	1	
SYS10052	10052	GUARANTY BANK		09/18/2020	0.00	0.00	0.00	0.350	0.345	0.350	1	
SYS10053	10053	GUARANTY BANK		09/18/2020	0.00	0.00	0.00	0.350	0.345	0.350	1	
SYS10054	10054	GUARANTY BANK		09/18/2020	0.00	0.00	0.00	0.350	0.345	0.350	1	
		Subtotal and Average	0.00		0.00	0.00	0.00	0.000	0.000		0	
		Total and Average	121,133,239.55		126,004,743.71	125,851,429.11	125,851,429.11	1.544	1.565		109	



MELANIE K. BUSH
MONTGOMERY COUNTY TREASURER
501 North Thompson, Suite 201, Conroe, Texas 77301
P.O. Box 1307, Conroe, Texas 77305

MCTX BOOK VALUE HISTORY – MARCH 2022 – MARCH 2023





MONTGOMERY COUNTY INVESTMENTS
Fund 100 - General Fund
Investments by Fund
Fiscal Year 2022-2023
Quarter Ending March 31, 2023

Montgomery County, TX
 Melanie K. Bush
 501 North Thompson Suite 201
 Conroe, TX 77301
 (936)539-7844

CUSIP	Investment #	Issuer	Purchase Date	Book Value	Par Value	Market Value	Current Rate	YTM/C 360	YTM/C 365	Maturity Date	Days To Maturity
Federal Agency Coupon Securities											
3133EMTD4	10062	Federal Farm Credit Bank	03/15/2021	10,000,000.00	10,000,000.00	10,000,000.00	0.370	0.364	0.370	03/15/2024	349
3130APLB9	10066	Federal Home Loan Bank	10/28/2021	15,000,000.00	15,000,000.00	15,000,000.00	0.850	0.838	0.850	10/28/2024	576
3130APP58	10070	Federal Home Loan Bank	11/22/2021	10,000,000.00	10,000,000.00	10,000,000.00	0.625	0.616	0.625	02/22/2024	327
3130AQGT4	10076	Federal Home Loan Bank	01/13/2022	4,987,783.13	5,000,000.00	4,987,783.13	1.100	1.290	1.308	01/13/2025	653
3130AQGT4	10077	Federal Home Loan Bank	01/28/2022	9,944,299.78	10,000,000.00	9,944,299.78	1.100	1.559	1.580	01/13/2025	653
3130AQPZ0	10078	Federal Home Loan Bank	02/16/2022	15,000,000.00	15,000,000.00	15,000,000.00	1.250	1.233	1.250	08/16/2024	503
313383CX7	10082	Federal Home Loan Bank	03/22/2022	5,004,890.05	5,000,000.00	5,004,890.05	2.160	1.587	1.610	06/06/2023	66
3130ARFZ9	10083	Federal Home Loan Bank	04/12/2022	5,000,000.00	5,000,000.00	5,000,000.00	2.150	2.120	2.150	04/12/2024	377
3130AUTT1	10086	Federal Home Loan Bank	02/27/2023	5,000,000.00	5,000,000.00	5,000,000.00	5.250	5.178	5.250	02/25/2026	1,061
3130AVCX8	10088	Federal Home Loan Bank	03/30/2023	2,500,000.00	2,500,000.00	2,500,000.00	6.010	5.927	6.010	03/28/2025	727
3134GW6E1	10081	Federal Home Loan Mtg Corp	03/15/2022	9,923,264.44	10,000,000.00	9,923,264.44	0.320	1.629	1.652	11/02/2023	215
3134GXQM9	10084	Federal Home Loan Mtg Corp	04/25/2022	10,000,000.00	10,000,000.00	10,000,000.00	2.400	2.367	2.400	10/25/2023	207
73358W4V3	10080	NY & NJ PORT AUTHORITY	02/14/2022	4,495,175.86	4,500,000.00	4,495,175.86	1.086	1.499	1.520	07/01/2023	91
Subtotal and Average				106,855,413.26	107,000,000.00	106,855,413.26	1.579	1.600		436	
Municipal Bonds											
3130AVCD2	10087	Federal Home Loan Bank	03/30/2023	2,500,000.00	2,500,000.00	2,500,000.00	6.000	5.918	6.000	09/26/2025	909
59333NN90	10056	COUNTY OF MIAMI DADE FL	09/30/2020	5,000,000.00	5,000,000.00	5,000,000.00	0.375	0.414	0.420	04/01/2023	0
Subtotal and Average				7,500,000.00	7,500,000.00	7,500,000.00	2.249	2.280		303	
Managed Pool Accounts											
SYS10073	10073	TEXAS FIXED INCOME TRUST	12/29/2021	161,544.14	161,544.14	161,544.14	0.110	0.108	0.110		1
Subtotal and Average				161,544.14	161,544.14	161,544.14	0.108	0.110		1	
Mutual Funds											
SYS10015	10015	AIM FUNDS	09/01/2020	0.00	0.00	0.00	0.090	0.088	0.090		1
SYS10000	10000	FUNDS MANAGEMENT	09/01/2020	0.00	0.00	0.00	0.040	0.039	0.040		1
SYS10021	10021	LOGIC INVESTMENTS	09/01/2020	0.00	0.00	0.00	0.257	0.252	0.256		1
SYS10023	10023	PROVIDENT	09/01/2020	0.00	0.00	0.00	0.050	0.049	0.050		1
SYS10011	10011	TEXPOOL INVESTMENTS	09/01/2020	11,443.68	11,443.68	11,443.68	0.150	0.147	0.150		1
SYS10014	10014	TEXPOOL INVESTMENTS	09/01/2020	0.00	0.00	0.00	0.160	0.157	0.160		1

Fund 100 - General Fund
Investments by Fund
Fiscal Year 2022-2023
Quarter Ending March 31, 2023

CUSIP	Investment #	Issuer	Purchase Date	Book Value	Par Value	Market Value	Current Rate	YTM/C 360	YTM/C 365	Maturity Days To Date Maturity
Mutual Funds										
SYS10049	10049	TEXAS CLASS	09/01/2020	2,168.21	2,168.21	2,168.21	0.220	0.216	0.219	1
SYS10035	10035	TEXSTAR INVESTMENTS	09/01/2020	0.00	0.00	0.00	0.116	0.114	0.115	1
Subtotal and Average				13,611.89	13,611.89	13,611.89	0.159	0.161		1
Money Market Accounts										
SYS10037	10037	GUARANTY BANK	09/01/2020	0.00	0.00	0.00	0.350	0.345	0.350	1
SYS10050	10050	GUARANTY BANK	09/18/2020	0.00	0.00	0.00	0.350	0.345	0.350	1
Subtotal and Average				0.00	0.00	0.00	0.000	0.000		0
Total Investments and Average				114,530,569.29	114,675,156.03	114,530,569.29	1.620	1.643		427

Fund 200 - Road & Bridge
Investments by Fund
Fiscal Year 2022-2023
Quarter Ending March 31, 2023

CUSIP	Investment #	Issuer	Purchase Date	Book Value	Par Value	Market Value	Current Rate	YTM/C 360	YTM/C 365	Maturity Date	Days To Maturity
Federal Agency Coupon Securities											
3135G04Q3	10085	Federal National Mtg Assn	05/19/2022	3,374,272.14	3,383,000.00	3,374,272.14	0.250	2.071	2.100	05/22/2023	51
Subtotal and Average				3,374,272.14	3,383,000.00	3,374,272.14		2.071	2.100		51
Mutual Funds											
SYS10017	10047	AIM FUNDS	09/01/2020	0.00	0.00	0.00	0.090	0.088	0.090		1
SYS10002	10002	FUNDS MANAGEMENT	09/01/2020	0.00	0.00	0.00	0.040	0.039	0.040		1
SYS10019	10019	LOGIC INVESTMENTS	09/01/2020	0.00	0.00	0.00	0.257	0.252	0.256		1
SYS10036	10036	TEXSTAR INVESTMENTS	09/01/2020	348,506.64	348,506.64	348,506.64	0.116	0.114	0.115		1
Subtotal and Average				348,506.64	348,506.64	348,506.64		0.114	0.116		1
Money Market Accounts											
SYS10053	10053	GUARANTY BANK	09/18/2020	0.00	0.00	0.00	0.350	0.345	0.350		1
Subtotal and Average				0.00	0.00	0.00		0.000	0.000		0
Total Investments and Average				3,722,778.78	3,731,506.64	3,722,778.78		1.888	1.914		46

Fund 204 - Law Library
Investments by Fund
Fiscal Year 2022-2023
Quarter Ending March 31, 2023

CUSIP	Investment #	Issuer	Purchase Date	Book Value	Par Value	Market Value	Current Rate	YTM/C 360	YTM/C 365	Maturity Days To Date Maturity
Mutual Funds										
SYS10018	10018	AIM FUNDS	09/01/2020	0.00	0.00	0.00	0.090	0.088	0.090	1
SYS10025	10025	PROVIDENT	09/01/2020	0.00	0.00	0.00	0.050	0.049	0.050	1
Subtotal and Average				0.00	0.00	0.00	0.000	0.000	0.000	0
Money Market Accounts										
SYS10052	10052	GUARANTY BANK	09/18/2020	0.00	0.00	0.00	0.350	0.345	0.350	1
Subtotal and Average				0.00	0.00	0.00	0.000	0.000	0.000	0
Total Investments and Average				0.00	0.00	0.00	0.000	0.000	0.000	0

Fund 206 - CO. CLK. REC. MGMT & PRESERV.

**Investments by Fund
Fiscal Year 2022-2023
Quarter Ending March 31, 2023**

CUSIP	Investment #	Issuer	Purchase Date	Book Value	Par Value	Market Value	Current Rate	YTM/C 360	YTM/C 365	Maturity Days To Date Maturity
Mutual Funds										
SYS10031	10031	TEXAS CLASS	09/01/2020	2,976,244.12	2,976,244.12	2,976,244.12	0.220	0.216	0.219	1
Subtotal and Average				2,976,244.12	2,976,244.12	2,976,244.12		0.216	0.220	1
Total Investments and Average				2,976,244.12	2,976,244.12	2,976,244.12		0.216	0.220	1

Fund 208 - DIST. CLK REC. MGMT & PRESERV

**Investments by Fund
Fiscal Year 2022-2023
Quarter Ending March 31, 2023**

CUSIP	Investment #	Issuer	Purchase Date	Book Value	Par Value	Market Value	Current Rate	YTM/C 360	YTM/C 365	Maturity Days To Date Maturity
Mutual Funds										
SYS10032	10032	TEXAS CLASS	09/01/2020	141,162.63	141,162.63	141,162.63	0.220	0.216	0.219	1
Subtotal and Average				141,162.63	141,162.63	141,162.63		0.216	0.220	1
Total Investments and Average				141,162.63	141,162.63	141,162.63		0.216	0.220	1

Fund 209 - DC RECORDS PRESERV.

**Investments by Fund
Fiscal Year 2022-2023
Quarter Ending March 31, 2023**

CUSIP	Investment #	Issuer	Purchase Date	Book Value	Par Value	Market Value	Current Rate	YTM/C 360	YTM/C 365	Maturity Days To Date Maturity
Mutual Funds										
SYS10030	10030	TEXAS CLASS	09/01/2020	85,810.26	85,810.26	85,810.26	0.272	0.268	0.271	1
Subtotal and Average				85,810.26	85,810.26	85,810.26	0.268	0.272		1
Total Investments and Average				85,810.26	85,810.26	85,810.26	0.268	0.272		1

Fund 210 - CNTY & DIST COURT DIG. PRESERV

**Investments by Fund
Fiscal Year 2022-2023
Quarter Ending March 31, 2023**

CUSIP	Investment #	Issuer	Purchase Date	Book Value	Par Value	Market Value	Current Rate	YTM/C 360	YTM/C 365	Maturity Days To Date Maturity
Mutual Funds										
SYS10033	10033	TEXAS CLASS	09/01/2020	175,873.13	175,873.13	175,873.13	0.220	0.216	0.219	1
Subtotal and Average				175,873.13	175,873.13	175,873.13		0.216	0.220	1
Total Investments and Average				175,873.13	175,873.13	175,873.13		0.216	0.220	1

Fund 219 - Contracts Election Service

**Investments by Fund
Fiscal Year 2022-2023
Quarter Ending March 31, 2023**

CUSIP	Investment #	Issuer	Purchase Date	Book Value	Par Value	Market Value	Current Rate	YTM/C 360	YTM/C 365	Maturity Days To Date Maturity
Mutual Funds										
SYS10013	10013	TEXPOOL INVESTMENTS	09/01/2020	76,325.24	76,325.24	76,325.24	0.150	0.147	0.150	1
Subtotal and Average				76,325.24	76,325.24	76,325.24		0.148	0.150	1
Total Investments and Average				76,325.24	76,325.24	76,325.24		0.148	0.150	1

Fund 220 - GRANT
Investments by Fund
Fiscal Year 2022-2023
Quarter Ending March 31, 2023

CUSIP	Investment #	Issuer	Purchase Date	Book Value	Par Value	Market Value	Current Rate	YTM/C 360	YTM/C 365	Maturity Days To Date Maturity
Mutual Funds										
SYS10034	10034	TEXSTAR INVESTMENTS	09/01/2020	692,279.86	692,279.86	692,279.86	0.116	0.114	0.115	1
Subtotal and Average				692,279.86	692,279.86	692,279.86		0.114	0.116	1
Total Investments and Average				692,279.86	692,279.86	692,279.86		0.114	0.116	1

Fund 300 - Debt Service
Investments by Fund
Fiscal Year 2022-2023
Quarter Ending March 31, 2023

CUSIP	Investment #	Issuer	Purchase Date	Book Value	Par Value	Market Value	Current Rate	YTM/C 360	YTM/C 365	Maturity Days To Date Maturity
Mutual Funds										
SYS10016	10016	AIM FUNDS	09/01/2020	0.00	0.00	0.00	0.090	0.088	0.090	1
SYS10001	10001	FUNDS MANAGEMENT	09/01/2020	0.00	0.00	0.00	0.040	0.039	0.040	1
SYS10024	10024	PROVIDENT	09/01/2020	0.00	0.00	0.00	0.050	0.049	0.050	1
SYS10012	10012	TEXPOOL INVESTMENTS	09/01/2020	598,374.07	598,374.07	598,374.07	0.150	0.147	0.150	1
SYS10028	10028	TEXAS CLASS	09/01/2020	42,087.98	42,087.98	42,087.98	0.220	0.216	0.219	1
Subtotal and Average				640,462.05	640,462.05	640,462.05		0.152	0.155	1
Money Market Accounts										
SYS10051	10051	GUARANTY BANK	09/18/2020	0.00	0.00	0.00	0.350	0.345	0.350	1
Subtotal and Average				0.00	0.00	0.00		0.000	0.000	0
Total Investments and Average				640,462.05	640,462.05	640,462.05		0.152	0.155	1

Fund 401 - CP REV. TOLL BONDS 2010

**Investments by Fund
Fiscal Year 2022-2023
Quarter Ending March 31, 2023**

CUSIP	Investment #	Issuer	Purchase Date	Book Value	Par Value	Market Value	Current Rate	YTM/C 360	YTM/C 365	Maturity Days To Date Maturity
Mutual Funds										
SYS10029	10029	TEXAS CLASS	09/01/2020	2,809,923.75	2,809,923.75	2,809,923.75	0.272	0.268	0.271	1
Subtotal and Average				2,809,923.75	2,809,923.75	2,809,923.75		0.268	0.272	1
Total Investments and Average				2,809,923.75	2,809,923.75	2,809,923.75		0.268	0.272	1

Fund 402 - CP RB 2012
Investments by Fund
Fiscal Year 2022-2023
Quarter Ending March 31, 2023

CUSIP	Investment #	Issuer	Purchase Date	Book Value	Par Value	Market Value	Current Rate	YTM/C 360	YTM/C 365	Maturity Days To Date Maturity
Mutual Funds										
SYS10026	10026	PROVIDENT	09/01/2020	0.00	0.00	0.00	0.050	0.049	0.050	1
Subtotal and Average				0.00	0.00	0.00		0.000	0.000	0
Money Market Accounts										
SYS10054	10054	GUARANTY BANK	09/18/2020	0.00	0.00	0.00	0.350	0.345	0.350	1
Subtotal and Average				0.00	0.00	0.00		0.000	0.000	0
Total Investments and Average				0.00	0.00	0.00		0.000	0.000	0

Fund 404 - CP RB 2016
Investments by Fund
Fiscal Year 2022-2023
Quarter Ending March 31, 2023

CUSIP	Investment #	Issuer	Purchase Date	Book Value	Par Value	Market Value	Current Rate	YTM/C 360	YTM/C 365	Maturity Days To Date Maturity
Mutual Funds										
SYS10020	10020	LOGIC INVESTMENTS	09/01/2020	0.00	0.00	0.00	0.257	0.252	0.256	1
Subtotal and Average				0.00	0.00	0.00	0.000	0.000	0.000	0
Total Investments and Average				0.00	0.00	0.00	0.000	0.000	0.000	0

Fund 405 - CP RB 2016A
Investments by Fund
Fiscal Year 2022-2023
Quarter Ending March 31, 2023

CUSIP	Investment #	Issuer	Purchase Date	Book Value	Par Value	Market Value	Current Rate	YTM/C 360	YTM/C 365	Maturity Days To Date Maturity
Mutual Funds										
SYS10022	10022	LOGIC INVESTMENTS	09/01/2020	0.00	0.00	0.00	0.257	0.252	0.256	1
Subtotal and Average				0.00	0.00	0.00	0.000	0.000	0.000	0
Total Investments and Average				0.00	0.00	0.00	0.000	0.000	0.000	0



**MONTGOMERY CO TOLL ROAD
Portfolio Management
Portfolio Summary
January 31, 2023**

Montgomery County, TX
Melanie K. Bush
501 North Thompson Suite 201
Conroe, TX 77301
(936)539-7844

Investments	Par Value	Market Value	Book Value	% of Portfolio	Term	Days to Maturity	YTM 360 Equiv.	YTM 365 Equiv.
Money Market Accounts	35,167,450.70	35,167,450.70	35,167,450.70	100.00	1	1	0.000	0.000
Investments	35,167,450.70	35,167,450.70	35,167,450.70	100.00%	1	1	0.000	0.000

Total Earnings	January 31 Month Ending	Fiscal Year To Date
Current Year	109,723.78	486,686.47
Average Daily Balance	35,073,978.01	
Effective Rate of Return	3.68%	

Melanie K. Bush 2/14/2023

 MELANIE K. BUSH, COUNTY TREASURER

MONTGOMERY CO TOLL ROAD
Portfolio Management
Portfolio Details - Investments
January 31, 2023

CUSIP	Investment #	Issuer	Average Balance	Purchase Date	Par Value	Market Value	Book Value	Stated Rate	YTM 360	YTM 365	Days to Maturity	Maturity Date
Money Market Accounts												
192826105	10000	FIDELITY		09/01/2020	0.00	0.00	0.00		0.000	0.000	1	
192826105	10001	FIDELITY		09/01/2020	2,047,134.33	2,047,134.33	2,047,134.33		0.000	0.000	1	
192826105	10002	FIDELITY		09/01/2020	6,513,902.77	6,513,902.77	6,513,902.77		0.000	0.000	1	
192826105	10003	FIDELITY		09/01/2020	524,073.32	524,073.32	524,073.32		0.000	0.000	1	
192826105	10004	FIDELITY		09/01/2020	556,131.54	556,131.54	556,131.54		0.000	0.000	1	
192826105	10005	FIDELITY		09/01/2020	1,014,089.20	1,014,089.20	1,014,089.20		0.000	0.000	1	
192826105	10006	FIDELITY		09/01/2020	18,053,017.45	18,053,017.45	18,053,017.45		0.000	0.000	1	
192826105	10007	FIDELITY		09/01/2020	6,459,102.09	6,459,102.09	6,459,102.09		0.000	0.000	1	
192826105	10008	FIDELITY		09/01/2020	0.00	0.00	0.00		0.000	0.000	1	
		Subtotal and Average	35,073,978.01		35,167,450.70	35,167,450.70	35,167,450.70		0.000	0.000	1	
GIC/GAC												
GIC007725	10010	CITIGROUP GLOBAL MARKETS INC		09/01/2020	0.00	0.00	0.00		0.000	0.000	1	
		Subtotal and Average	0.00		0.00	0.00	0.00		0.000	0.000	0	
		Total and Average	35,073,978.01		35,167,450.70	35,167,450.70	35,167,450.70		0.000	0.000	1	



**MONTGOMERY CO TOLL ROAD
Portfolio Management
Portfolio Summary
February 28, 2023**

Montgomery County, TX
Melanie K. Bush
501 North Thompson Suite 201
Conroe, TX 77301
(936)539-7844

Investments	Par Value	Market Value	Book Value	% of Portfolio	Term	Days to Maturity	YTM 360 Equiv.	YTM 365 Equiv.
Money Market Accounts	37,101,300.57	37,101,300.57	37,101,300.57	100.00	1	1	0.000	0.000
Investments	37,101,300.57	37,101,300.57	37,101,300.57	100.00%	1	1	0.000	0.000

Total Earnings	February 28 Month Ending	Fiscal Year To Date
Current Year	118,856.85	605,543.32
Average Daily Balance	36,254,833.91	
Effective Rate of Return	4.27%	

Melanie K. Bush *3/21/2023*

 MELANIE K. BUSH, COUNTY TREASURER

MONTGOMERY CO TOLL ROAD
Portfolio Management
Portfolio Details - Investments
February 28, 2023

CUSIP	Investment #	Issuer	Average Balance	Purchase Date	Par Value	Market Value	Book Value	Stated Rate	YTM 360	YTM 365	Days to Maturity	Maturity Date
Money Market Accounts												
192826105	10000	FIDELITY		09/01/2020	1,189,248.94	1,189,248.94	1,189,248.94		0.000	0.000	1	
192826105	10001	FIDELITY		09/01/2020	2,459,308.28	2,459,308.28	2,459,308.28		0.000	0.000	1	
192826105	10002	FIDELITY		09/01/2020	6,535,897.18	6,535,897.18	6,535,897.18		0.000	0.000	1	
192826105	10003	FIDELITY		09/01/2020	525,842.87	525,842.87	525,842.87		0.000	0.000	1	
192826105	10004	FIDELITY		09/01/2020	583,632.55	583,632.55	583,632.55		0.000	0.000	1	
192826105	10005	FIDELITY		09/01/2020	1,017,513.31	1,017,513.31	1,017,513.31		0.000	0.000	1	
192826105	10006	FIDELITY		09/01/2020	24,789,857.44	24,789,857.44	24,789,857.44		0.000	0.000	1	
192826105	10007	FIDELITY		09/01/2020	0.00	0.00	0.00		0.000	0.000	1	
192826105	10008	FIDELITY		09/01/2020	0.00	0.00	0.00		0.000	0.000	1	
		Subtotal and Average	36,254,833.91		37,101,300.57	37,101,300.57	37,101,300.57		0.000	0.000	1	
GIC/GAC												
GIC007725	10010	CITIGROUP GLOBAL MARKETS INC		09/01/2020	0.00	0.00	0.00		0.000	0.000	1	
		Subtotal and Average	0.00		0.00	0.00	0.00		0.000	0.000	0	
		Total and Average	36,254,833.91		37,101,300.57	37,101,300.57	37,101,300.57		0.000	0.000	1	



**MONTGOMERY CO TOLL ROAD
Portfolio Management
Portfolio Summary
March 31, 2023**

Montgomery County, TX
Melanie K. Bush
501 North Thompson Suite 201
Conroe, TX 77301
(936)539-7844

Investments	Par Value	Market Value	Book Value	% of Portfolio	Term	Days to Maturity	YTM 360 Equiv.	YTM 365 Equiv.
Money Market Accounts	35,342,293.15	35,342,293.15	35,342,293.15	100.00	1	1	0.000	0.000
Investments	35,342,293.15	35,342,293.15	35,342,293.15	100.00%	1	1	0.000	0.000

Total Earnings	March 31 Month Ending	Fiscal Year To Date
Current Year	119,324.30	724,867.62
Average Daily Balance	35,925,129.10	
Effective Rate of Return	3.91%	

Melanie K. Bush

 MELANIE K. BUSH, COUNTY TREASURER *4/14/23*

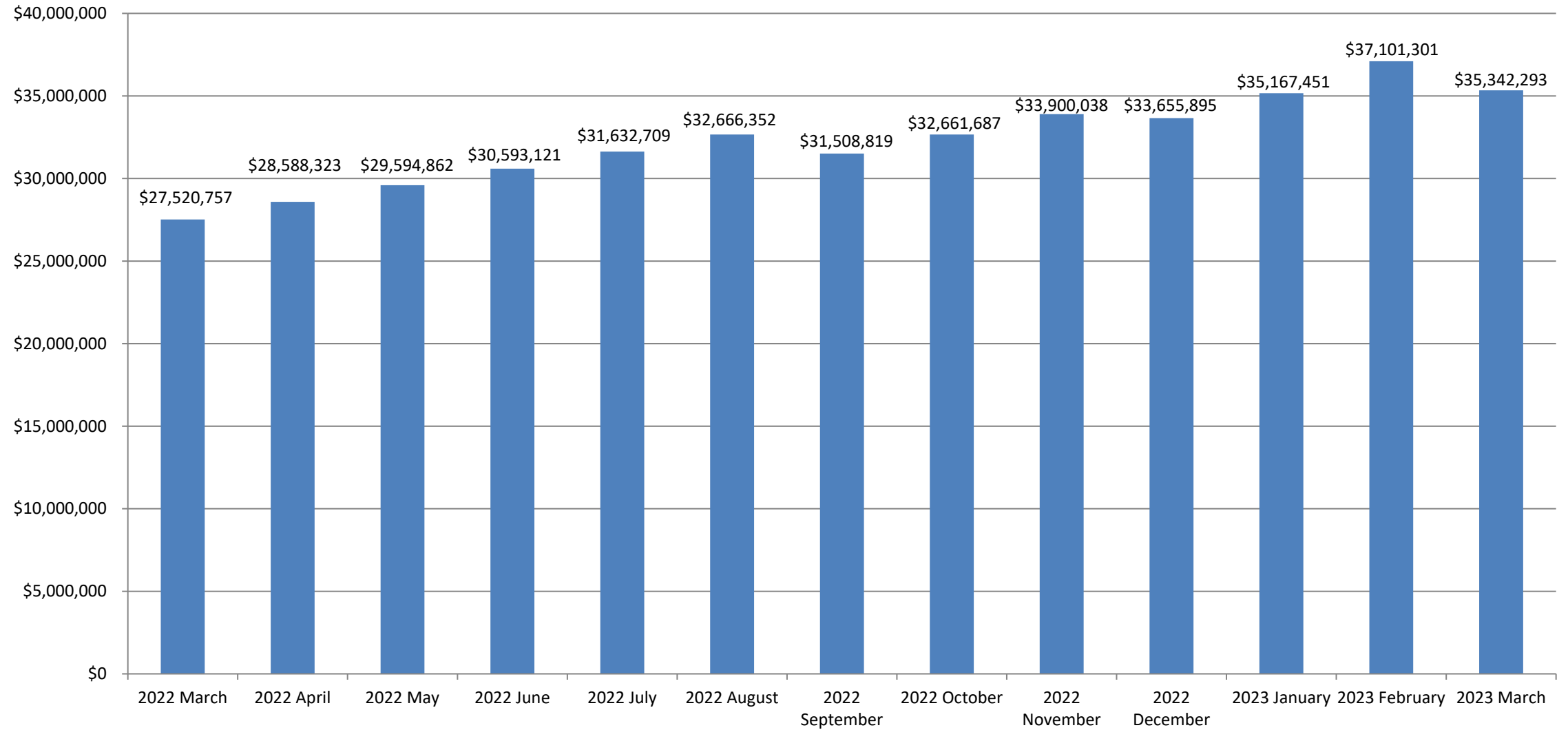
MONTGOMERY CO TOLL ROAD
Portfolio Management
Portfolio Details - Investments
March 31, 2023

CUSIP	Investment #	Issuer	Average Balance	Purchase Date	Par Value	Market Value	Book Value	Stated Rate	YTM 360	YTM 365	Days to Maturity	Maturity Date
Money Market Accounts												
192826105	10000	FIDELITY		09/01/2020	0.00	0.00	0.00		0.000	0.000	1	
192826105	10001	FIDELITY		09/01/2020	680,678.43	680,678.43	680,678.43		0.000	0.000	1	
192826105	10002	FIDELITY		09/01/2020	6,557,372.87	6,557,372.87	6,557,372.87		0.000	0.000	1	
192826105	10003	FIDELITY		09/01/2020	527,570.69	527,570.69	527,570.69		0.000	0.000	1	
192826105	10004	FIDELITY		09/01/2020	611,175.21	611,175.21	611,175.21		0.000	0.000	1	
192826105	10005	FIDELITY		09/01/2020	1,020,856.66	1,020,856.66	1,020,856.66		0.000	0.000	1	
192826105	10006	FIDELITY		09/01/2020	25,924,124.01	25,924,124.01	25,924,124.01		0.000	0.000	1	
192826105	10007	FIDELITY		09/01/2020	20,515.28	20,515.28	20,515.28		0.000	0.000	1	
192826105	10008	FIDELITY		09/01/2020	0.00	0.00	0.00		0.000	0.000	1	
		Subtotal and Average	35,925,129.10		35,342,293.15	35,342,293.15	35,342,293.15		0.000	0.000	1	
GIC/GAC												
GIC007725	10010	CITIGROUP GLOBAL MARKETS INC		09/01/2020	0.00	0.00	0.00		0.000	0.000	1	
		Subtotal and Average	0.00		0.00	0.00	0.00		0.000	0.000	0	
		Total and Average	35,925,129.10		35,342,293.15	35,342,293.15	35,342,293.15		0.000	0.000	1	



MELANIE K. BUSH
MONTGOMERY COUNTY TREASURER
501 North Thompson, Suite 201, Conroe, Texas 77301
P.O. Box 1307, Conroe, Texas 77305

MCTRA BOOK VALUE HISTORY – MARCH 2022 – MARCH 2023





MONTGOMERY CO TOLL ROAD
Fund 105400 - 2018 PROJECT *5962
Investments by Fund
Fiscal Year 2022-2023
Quarter ending March 31, 2023

Montgomery County, TX
 Melanie K. Bush
 501 North Thompson Suite 201
 Conroe, TX 77301
 (936)539-7844

CUSIP	Investment #	Issuer	Purchase Date	Book Value	Par Value	Market Value	Current Rate	YTM 360	YTM 365	Maturity Days To Date Maturity
Money Market Accounts										
192826105	10007	FIDELITY	09/01/2020	20,515.28	20,515.28	20,515.28				1
Subtotal and Average				20,515.28	20,515.28	20,515.28		0.000	0.000	1
Total Investments and Average				20,515.28	20,515.28	20,515.28		0.000	0.000	1

Fund 105401 - RENEW/REPL *5959
Investments by Fund
Fiscal Year 2022-2023
Quarter ending March 31, 2023

CUSIP	Investment #	Issuer	Purchase Date	Book Value	Par Value	Market Value	Current Rate	YTM 360	YTM 365	Maturity Days To Date Maturity
Money Market Accounts										
192826105	10005	FIDELITY	09/01/2020	1,020,856.66	1,020,856.66	1,020,856.66				1
Subtotal and Average				1,020,856.66	1,020,856.66	1,020,856.66	0.000	0.000		1
Total Investments and Average				1,020,856.66	1,020,856.66	1,020,856.66	0.000	0.000		1

Fund 105402 - 2018 DEBT SERVICE *5952
Investments by Fund
Fiscal Year 2022-2023
Quarter ending March 31, 2023

CUSIP	Investment #	Issuer	Purchase Date	Book Value	Par Value	Market Value	Current Rate	YTM 360	YTM 365	Maturity Days To Date Maturity
Money Market Accounts										
192826105	10001	FIDELITY	09/01/2020	680,678.43	680,678.43	680,678.43				1
Subtotal and Average				680,678.43	680,678.43	680,678.43		0.000	0.000	1
Total Investments and Average				680,678.43	680,678.43	680,678.43		0.000	0.000	1

Fund 105403 - 2018 DSR BOND *5955
Investments by Fund
Fiscal Year 2022-2023
Quarter ending March 31, 2023

CUSIP	Investment #	Issuer	Purchase Date	Book Value	Par Value	Market Value	Current Rate	YTM 360	YTM 365	Maturity Days To Date Maturity
Money Market Accounts										
192826105	10002	FIDELITY	09/01/2020	6,557,372.87	6,557,372.87	6,557,372.87				1
Subtotal and Average				6,557,372.87	6,557,372.87	6,557,372.87		0.000	0.000	1
Total Investments and Average				6,557,372.87	6,557,372.87	6,557,372.87		0.000	0.000	1

Fund 105404 - 2018 CAP INT *5963
Investments by Fund
Fiscal Year 2022-2023
Quarter ending March 31, 2023

CUSIP	Investment #	Issuer	Purchase Date	Book Value	Par Value	Market Value	Current Rate	YTM 360	YTM 365	Maturity Days To Date Maturity
Money Market Accounts										
192826105	10008	FIDELITY	09/01/2020	0.00	0.00	0.00				1
Subtotal and Average				0.00	0.00	0.00		0.000	0.000	0
GIC/GAC										
GIC007725	10010	CITIGROUP GLOBAL MARKETS INC	09/01/2020	0.00	0.00	0.00				1
Subtotal and Average				0.00	0.00	0.00		0.000	0.000	0
Total Investments and Average				0.00	0.00	0.00		0.000	0.000	0

Fund 105406 - RENEW/REPLACE *5958
Investments by Fund
Fiscal Year 2022-2023
Quarter ending March 31, 2023

CUSIP	Investment #	Issuer	Purchase Date	Book Value	Par Value	Market Value	Current Rate	YTM 360	YTM 365	Maturity Days To Date Maturity
Money Market Accounts										
192826105	10004	FIDELITY	09/01/2020	611,175.21	611,175.21	611,175.21				1
Subtotal and Average				611,175.21	611,175.21	611,175.21		0.000	0.000	1
Total Investments and Average				611,175.21	611,175.21	611,175.21		0.000	0.000	1

Fund 105409 - PROJECT ENHACE *5960
Investments by Fund
Fiscal Year 2022-2023
Quarter ending March 31, 2023

CUSIP	Investment #	Issuer	Purchase Date	Book Value	Par Value	Market Value	Current Rate	YTM 360	YTM 365	Maturity Days To Date Maturity
Money Market Accounts										
192826105	10006	FIDELITY	09/01/2020	25,924,124.01	25,924,124.01	25,924,124.01				1
Subtotal and Average				25,924,124.01	25,924,124.01	25,924,124.01		0.000	0.000	1
Total Investments and Average				25,924,124.01	25,924,124.01	25,924,124.01		0.000	0.000	1

Fund 105410 - REVENUE FUND *5930
Investments by Fund
Fiscal Year 2022-2023
Quarter ending March 31, 2023

CUSIP	Investment #	Issuer	Purchase Date	Book Value	Par Value	Market Value	Current Rate	YTM 360	YTM 365	Maturity Days To Date Maturity
Money Market Accounts										
192826105	10000	FIDELITY	09/01/2020	0.00	0.00	0.00				1
Subtotal and Average				0.00	0.00	0.00		0.000	0.000	0
Total Investments and Average				0.00	0.00	0.00		0.000	0.000	0

Fund 105411 - OPS & MAINT RESERVE *5957
Investments by Fund
Fiscal Year 2022-2023
Quarter ending March 31, 2023

CUSIP	Investment #	Issuer	Purchase Date	Book Value	Par Value	Market Value	Current Rate	YTM 360	YTM 365	Maturity Days To Date Maturity
Money Market Accounts										
192826105	10003	FIDELITY	09/01/2020	527,570.69	527,570.69	527,570.69				1
Subtotal and Average				527,570.69	527,570.69	527,570.69	0.000	0.000		1
Total Investments and Average				527,570.69	527,570.69	527,570.69	0.000	0.000		1