

Consent-Treasurer

Commissioners Court-Regular Meeting

TO: Montgomery County Commissioners Court

FROM: Melanie Bush, Treasurer

DATE: 02/07/2023

SUBJECT: Consider and approve the Quarterly Investment Report for the Quarter ending December 31, 2022.

Attachments

Quarterly Investment Report - December 2022



FY 2021-2022 QUARTERLY INVESTMENT REPORT ENDING DECEMBER 31, 2022

Pursuant to Local Government Code 2256.023 I, Melanie K. Bush, Montgomery County Treasurer and Investment Officer do hereby submit The Quarterly Investment Report to the Montgomery County Commissioner's Court for approval and for recording in the minutes of the Court and with the Montgomery County Clerk. The Investment Statements are reconciled monthly.

All investments are in compliance with both the Public Funds Investment Act and the Montgomery County Investment Policy. As determined by the Investment Committee, the investment strategy is passive, which maintains a liquid cash flow and safety of the investment as priorities.

The following documents contain a summary statement of each pooled fund group that states the beginning book value and the ending book value along with the fully accrued interest. For the purposes of Local Investment Pools and Certificates of Deposit, the market value and the book value approximate to the same value. The Montgomery County Investment Officer has no control or authority in the decisions of said Investment Pools as to how the investments are diversified. All banks follow the directive that all certificates of deposit shall be at a federally insured depository institution and the full amount of the principal and accrued interest is insured by the United States.

Furthermore, The Investment Pools are in compliance with Government Code 2256.016 and specifically to the reporting requirements of sections(c) (1) and (2). The Certificates of Deposit are in compliance with Government Code 2256.010

I, Melanie K. Bush, County Treasurer of Montgomery County, Texas, who being fully sworn upon oath says that the within and foregoing report is true and correct to the best of her knowledge.

Filed and accompanying vouchers this, the 26th day of January, 2023.

Melanie K. Bush, Montgomery County Treasurer

THE STATE OF TEXAS COUNTY OF MONTGOMERY AFFIDAVIT

The Commissioners' Court of Montgomery County, TX hereby certifies that they have reviewed the Quarterly Investment Report as presented, hereby approve the report and request that it be filed with the official minutes of this meeting. In addition, the below signatures affirm that the Investment Report complies with statutes as referenced. Local Government Code 2256.023 and the affidavit states the ending quarterly balance of investments that are in the custody of the County Treasurer equals \$149,358,118.71.

Commissioner Pct. 1 – Robert Walker

County Judge, Mark Keough


Commissioner Pct. 2 – Charlie Riley

ABSENT

Commissioner Pct. 3 – James Noack

Commissioner Pct. 4 – Matt Gray

Subscribed and sworn to before me, the County Judge and the County Commissioners of Montgomery County, Texas, each respectively on this 17 day of February 2023.


NOTARY PUBLIC STATE OF Texas

2/20/2023

MONTGOMERY COUNTY QUARTERLY INVESTMENT REPORT
QUARTER ENDING DECEMBER 31, 2022



Montgomery County, TX
Melanie K. Bush
501 North Thompson Suite 201
Conroe, TX 77301
(936) 539-7844

QUARTERLY INVESTMENT REPORT FOR PERIOD ENDED DECEMBER 31, 2022

MITTED TO: COMMISSIONERS COURT, MONTGOMERY COUNTY
PREPARED BY: JUDY WALL, ASSISTANT TREASURER II
PREPARED FOR: MELANIE K. BUSH, COUNTY TREASURER

This report is made in accordance with provisions of Govt. code 2256, The Public Funds Investment Act, amended effective September 1, 2011, which require quarterly reporting of investment transactions for county funds to the Commissioners Court. The investments held in Montgomery County's portfolio comply with the Public Funds Investment Act and with the County's Investment Policy and Strategies.

AVAILABILITY:

Funds in our depository bank is kept at a minimum with excess funds being invested and matured to meet payroll and accounts payable requirements. A cash report is prepared Weekly and at the end of the month on the Woodforest Bank accounts. Average Daily Collected Balance in Woodforest National Bank, our depository bank, for the quarter October through December for the past two years.

	Avg. Daily Coll. Balance 2022	Avg. Daily Coll. Balance 2021
SEPTEMBER	\$149,613,570.74	\$283,427,757.33
OCTOBER	\$152,568,659.15	\$219,953,386.65
NOVEMBER	\$163,267,508.68	\$145,814,027.67

We have depository contracts with Woodforest National Bank. The contracts are for 05/13/21 through 05/12/2023. Amegy Bank is the Depository for the Tax Assessor.

**MONTGOMERY COUNTY QUARTERLY INVESTMENT REPORT
QUARTER ENDING DECEMBER 31, 2022**

INVESTMENTS:

	Amt of Dollars Invested 2022	Amt of Dollars Invested 2021
DECEMBER	\$163,264,322.09	\$131,386,663.54
NOVEMBER	\$149,554,625.88	\$141,361,545.52
OCTOBER	\$149,358,118.71	\$158,261,425.33

The amount currently invested at 12/31/2022 is \$149,358,118.71 which includes interest posted for the month of December 2022 for MCTX and MCTRA accounts.

DIRECT INVESTMENTS MUNI BONDS:

	Book value	Maturity
County of Miami Dade Fl (10056)	\$4,999,440.62	4/1/2023
Federal Natl Mortgage Assn (10085)	\$3,358,870.03	5/22/2023
Federal Home Loan Bank (10082)	\$5,011,660.90	6/6/2023
New Jersey Port Authority (10080)	\$4,490,351.71	7/1/2023
Federal Home Loan Mortgage Company (10084)	\$10,000,000.00	10/25/2023
Federal Home Loan Mortgage Company (10081)	\$9,890,533.63	11/2/2023
Federal Home Loan Bank (10070)	\$10,000,000.00	2/22/2024
Federal Farm Credit Bank (10062)	\$10,000,000.00	3/15/2024
Federal Home Loan Bank (10083)	\$5,000,000.00	4/12/2024
Federal Home Loan Bank (10078)	\$15,000,000.00	8/16/2024
Federal Home Loan Bank (10066)	\$15,000,000.00	10/28/2024
Federal Home Loan Bank (10076)	\$4,986,070.48	1/13/2025
Federal Home Loan Bank (10077)	\$9,936,491.34	1/13/2025
Direct Investments- December 31, 2022		\$107,673,418.71

TRUST ACCOUNTS WITH REGIONS BANK:

TRUST BOND PROCEEDS-██████████ (10002)	\$6,493,328.37
TRUST PROJ SUB ACCOUNT ██████████ (10007)	\$6,438,700.78
TRUST BOND PROCEEDS ██████████ (10008)	\$0.00
TRUST PS/MAIN ██████████ (10003)	\$522,418.01

**MONTGOMERY COUNTY QUARTERLY INVESTMENT REPORT
 QUARTER ENDING DECEMBER 31, 2022**

RESERVE FUND [REDACTED] (10005)	\$1,010,886.16	
Debt Service [REDACTED] (10001)	\$1,636,563.51	
RA -RESERVE [REDACTED] (10000)	\$1,209,977.72	
RA PROJ. ENH - [REDACTED] (10006)	\$15,815,195.95	
RENEW/REPLACE [REDACTED] (10004)	\$528,824.91	\$33,655,895.41

CERTIFICATES OF DEPOSIT:

Total CD's		\$0.00
VARIOUS MUTUAL FUND AND POOL A	\$0.00	\$8,028,804.59

KEY MARKET BANK ACCOUNTS:

County Comm Bank - MM - 0.50	\$0.00	\$0.00
Invest Inves. Mutual Funds, MCTRA, Bank MM and CD's		\$149,358,118.71

GAO requires the auditor to identify and assess risk that may result in a misstatement due to fraud. The Treasurer, as the Chief Investment Officer, acknowledges risks may occur. Risks may be associated with the selection of broker/dealers, diversification of investments and investment limitation. Through adherence to the Investment Policy and the Internal Controls listed in the policy, these risks are reduced. The Treasurer is actively reducing investment risk in several ways.

Applications for broker/dealers are reviewed and selected by the Treasurer and the Investment Committee.

To reduce risk of diversification of investments and investment limitations, reports of investments purchased, prepared for Commissioners Court and audited by the Auditor's office. Lastly, to protect against potential fraud and embezzlement, the investments are secured through third party custody and safekeeping procedures.

These programs and controls should mitigate the risk that may result in a misstatement due to fraud.



MONTGOMERY COUNTY INVESTMENTS
Portfolio Management
Portfolio Summary
October 31, 2022

Montgomery County, TX
 Melanie K. Bush
 501 North Thompson Suite 201
 Conroe, TX 77301
 (936)539-7844

Investments	Par Value	Market Value	Book Value	% of Portfolio	Term	Days to Maturity	YTM/C 360 Equiv.	YTM/C 365 Equiv.
Federal Agency Coupon Securities	102,883,000.00	102,636,839.88	102,636,839.88	78.59	840	124	1.295	1.313
Municipal Bonds	5,000,000.00	4,999,067.70	4,999,067.70	3.83	913	151	0.414	0.420
Managed Pool Accounts	15,150,292.68	15,150,292.68	15,150,292.68	11.60	1	1	0.108	0.110
Mutual Funds	7,816,434.89	7,816,434.89	7,816,434.89	5.98	1	1	0.216	0.219
Investments	130,849,727.57	130,602,635.15	130,602,635.15	100.00%	695	103	1.059	1.073

Total Earnings	October 31 Month Ending	Fiscal Year To Date
Current Year	171,197.25	2,382,250.16
Average Daily Balance	130,566,971.16	
Effective Rate of Return	1.54%	

Melanie K. Bush 11-9-22
 MELANIE K. BUSH, COUNTY TREASURER

Reporting period 10/01/2022-10/31/2022

Run Date: 11/07/2022 - 14:38

Portfolio MCTX
 AC
 PM (PRF_PM1) 7.3.11
 Report Ver. 7.3.11

MONTGOMERY COUNTY INVESTMENTS
Portfolio Management
Portfolio Details - Investments
October 31, 2022

CUSIP	Investment #	Issuer	Average Balance	Purchase Date	Par Value	Market Value	Book Value	Stated Rate	YTM/C 360	YTM/C 365	Days to Maturity	Maturity Date
Federal Agency Coupon Securities												
3133EMTD4		Federal Farm Credit Bank		03/15/2021	10,000,000.00	10,000,000.00	10,000,000.00	0.370	0.365	0.370	500	03/15/2024
3130APLB9		Federal Home Loan Bank		10/28/2021	15,000,000.00	15,000,000.00	15,000,000.00	0.850	0.838	0.850	88	10/28/2024
3130APP58		Federal Home Loan Bank		11/22/2021	10,000,000.00	10,000,000.00	10,000,000.00	0.625	0.616	0.625	21	02/22/2024
3130AQGT4		Federal Home Loan Bank		01/13/2022	5,000,000.00	4,884,828.72	4,884,828.72	1.100	1.223	1.240	73	01/13/2025
3130AQGT4		Federal Home Loan Bank		01/28/2022	10,000,000.00	9,931,285.71	9,931,285.71	1.100	1.401	1.420	73	01/13/2025
3130AQPZ0		Federal Home Loan Bank		02/16/2022	15,000,000.00	15,000,000.00	15,000,000.00	1.250	1.233	1.250	107	08/16/2024
313363CX7		Federal Home Loan Bank		03/22/2022	5,000,000.00	5,016,174.79	5,016,174.79	2.160	1.588	1.610	217	06/06/2023
3130ARFZ9		Federal Home Loan Bank		04/12/2022	5,000,000.00	5,000,000.00	5,000,000.00	2.150	2.121	2.150	72	04/12/2024
3134GW6E1		Federal Home Loan Mtg Corp		03/15/2022	10,000,000.00	9,868,713.09	9,868,713.09	0.320	1.630	1.652	1	11/02/2023
3134GXQM9		Federal Home Loan Mtg Corp		04/25/2022	10,000,000.00	10,000,000.00	10,000,000.00	2.400	2.367	2.400	24	10/25/2023
3135G04Q3		Federal National Mtg Assn		05/19/2022	3,383,000.00	3,348,601.96	3,348,601.96	0.250	2.071	2.100	202	05/22/2023
73358W4V3		NY & NJ PORT AUTHORITY		02/14/2022	4,500,000.00	4,487,135.61	4,487,135.61	1.086	1.500	1.521	242	07/01/2023
Subtotal and Average			102,626,164.34		102,883,000.00	102,636,839.88	102,636,839.88	1.295	1.313	1.24		
Municipal Bonds												
59333NN90		COUNTY OF MIAMI DADE FL		09/30/2020	5,000,000.00	4,999,067.70	4,999,067.70	0.375	0.414	0.420	151	04/01/2023
Subtotal and Average			4,999,980.29		5,000,000.00	4,999,067.70	4,999,067.70	0.414	0.420	151		
Managed Pool Accounts												
SYS10073		TEXAS FIXED INCOME TRUST		12/29/2021	15,150,292.68	15,150,292.68	15,150,292.68	0.110	0.108	0.110	1	
Subtotal and Average			15,110,413.22		15,160,292.68	15,160,292.68	15,160,292.68	0.108	0.110	1		
Mutual Funds												
SYS10015		AIM FUNDS		09/01/2020	0.00	0.00	0.00	0.090	0.089	0.090	1	
SYS10016		AIM FUNDS		09/01/2020	0.00	0.00	0.00	0.090	0.089	0.090	1	
SYS10018		AIM FUNDS		09/01/2020	0.00	0.00	0.00	0.090	0.089	0.090	1	
SYS10017		AIM FUNDS		09/01/2020	0.00	0.00	0.00	0.090	0.089	0.090	1	
SYS10000		FUNDS MANAGEMENT		09/01/2020	0.00	0.00	0.00	0.040	0.039	0.040	1	
SYS10001		FUNDS MANAGEMENT		09/01/2020	0.00	0.00	0.00	0.040	0.039	0.040	1	
SYS10002		FUNDS MANAGEMENT		09/01/2020	0.00	0.00	0.00	0.040	0.039	0.040	1	
SYS10019		LOGIC INVESTMENTS		09/01/2020	0.00	0.00	0.00	0.257	0.253	0.257	1	
SYS10020		LOGIC INVESTMENTS		09/01/2020	0.00	0.00	0.00	0.257	0.253	0.257	1	
SYS10021		LOGIC INVESTMENTS		09/01/2020	0.00	0.00	0.00	0.257	0.253	0.257	1	
SYS10022		LOGIC INVESTMENTS		09/01/2020	0.00	0.00	0.00	0.257	0.253	0.257	1	
SYS10023		PROVIDENT		09/01/2020	0.00	0.00	0.00	0.050	0.049	0.050	1	
SYS10024		PROVIDENT		09/01/2020	0.00	0.00	0.00	0.050	0.049	0.050	1	
SYS10025		PROVIDENT		09/01/2020	0.00	0.00	0.00	0.050	0.049	0.050	1	
SYS10026		PROVIDENT		09/01/2020	0.00	0.00	0.00	0.050	0.049	0.050	1	

MONTGOMERY COUNTY INVESTMENTS
Portfolio Management
Portfolio Details - Investments
October 31, 2022

CUSIP	Investment #	Issuer	Average Balance	Purchase Date	Par Value	Market Value	Book Value	Stated Rate	YTM/C 360	YTM/C 365	Days to Maturity	Maturity Date
Mutual Funds												
SYS10011		TEXPOOL INVESTMENTS		09/01/2020	11,247.53	11,247.53	11,247.53	0.150	0.148	0.150	1	
SYS10012		TEXPOOL INVESTMENTS		09/01/2020	588,117.12	588,117.12	588,117.12	0.150	0.148	0.150	1	
SYS10013		TEXPOOL INVESTMENTS		09/01/2020	75,016.91	75,016.91	75,016.91	0.150	0.148	0.150	1	
SYS10014		TEXPOOL INVESTMENTS		09/01/2020	0.00	0.00	0.00	0.180	0.158	0.180	1	
SYS10028		TEXAS CLASS		09/01/2020	41,316.75	41,316.75	41,316.75	0.220	0.216	0.220	1	
SYS10029		TEXAS CLASS		09/01/2020	2,758,433.91	2,758,433.91	2,758,433.91	0.272	0.268	0.272	1	
SYS10030		TEXAS CLASS		09/01/2020	84,237.85	84,237.85	84,237.85	0.272	0.268	0.272	1	
SYS10031		TEXAS CLASS		09/01/2020	2,921,706.47	2,921,706.47	2,921,706.47	0.220	0.216	0.220	1	
SYS10032		TEXAS CLASS		09/01/2020	138,575.92	138,575.92	138,575.92	0.220	0.216	0.220	1	
SYS10033		TEXAS CLASS		09/01/2020	172,650.35	172,650.35	172,650.35	0.220	0.216	0.220	1	
SYS10049		TEXAS CLASS		09/01/2020	2,128.48	2,128.48	2,128.48	0.220	0.216	0.220	1	
SYS10034		TEXSTAR INVESTMENTS		09/01/2020	692,279.86	692,279.86	692,279.86	0.116	0.114	0.116	1	
SYS10035		TEXSTAR INVESTMENTS		09/01/2020	0.00	0.00	0.00	0.116	0.114	0.116	1	
SYS10036		TEXSTAR INVESTMENTS		09/01/2020	330,723.74	330,723.74	330,723.74	0.116	0.114	0.116	1	
Subtotal and Average			7,797,222.16		7,816,434.89	7,816,434.89	7,816,434.89		0.218	0.219	1	
Money Market Accounts												
SYS10037		GUARANTY BANK		09/01/2020	0.00	0.00	0.00	0.350	0.345	0.350	1	
SYS10050		GUARANTY BANK		09/18/2020	0.00	0.00	0.00	0.350	0.345	0.350	1	
SYS10051		GUARANTY BANK		09/18/2020	0.00	0.00	0.00	0.350	0.345	0.350	1	
SYS10052		GUARANTY BANK		09/18/2020	0.00	0.00	0.00	0.350	0.345	0.350	1	
SYS10053		GUARANTY BANK		09/18/2020	0.00	0.00	0.00	0.350	0.345	0.350	1	
SYS10054		GUARANTY BANK		09/18/2020	0.00	0.00	0.00	0.350	0.345	0.350	1	
Subtotal and Average			32,201.16		0.00	0.00	0.00		0.000	0.000	0	
Total and Average			130,566,971.16		130,849,727.57	130,602,636.16	130,602,636.16		1.059	1.073	103	



MONTGOMERY COUNTY INVESTMENTS
Portfolio Management
Portfolio Summary
November 30, 2022

Montgomery County, TX
 Melanie K. Bush
 501 North Thompson Suite 201
 Conroe, TX 77301
 (936)539-7844

Investments	Par Value	Market Value	Book Value	% of Portfolio	Term	Days to Maturity	YTWC 360 Equiv.	YTWC 365 Equiv.
Federal Agency Coupon Securities	102,883,000.00	102,655,408.98	102,655,408.98	88.78	840	141	1.295	1.313
Municipal Bonds	5,000,000.00	4,999,254.16	4,999,254.16	4.32	913	121	0.414	0.420
Managed Pool Accounts	159,080.74	159,080.74	159,080.74	0.14	1	1	0.108	0.110
Mutual Funds	7,840,843.61	7,840,843.61	7,840,843.61	6.78	1	1	0.216	0.219
Investments	115,882,924.35	115,654,587.49	115,654,587.49	100.00%	785	130	1.182	1.198

Total Earnings	November 30 Month Ending
Current Year	143,804.90
Average Daily Balance	118,613,432.09
Effective Rate of Return	1.48%

Melanie K. Bush 12/21/22
 MELANIE K. BUSH, COUNTY TREASURER

Reporting period 11/01/2022-11/30/2022

Run Date: 12/09/2022 - 08:22

No fiscal year history available

Portfolio MCTX
 AC
 PM (PRF_PM1) 7.3.11
 Report Ver. 7.3.11

MONTGOMERY COUNTY INVESTMENTS
Portfolio Management
Portfolio Details - Investments
November 30, 2022

CUSIP	Investment #	Issuer	Average Balance	Purchase Date	Par Value	Market Value	Book Value	Stated Rate	YTM/C 360	YTM/C 365	Days to Maturity	Maturity Date
Federal Agency Coupon Securities												
3133EMTD4		Federal Farm Credit Bank		03/15/2021	10,000,000.00	10,000,000.00	10,000,000.00	0.370	0.365	0.370	470	03/15/2024
3130APLB9		Federal Home Loan Bank		10/28/2021	15,000,000.00	15,000,000.00	15,000,000.00	0.850	0.838	0.850	58	10/28/2024
3130APP58		Federal Home Loan Bank		11/22/2021	10,000,000.00	10,000,000.00	10,000,000.00	0.625	0.616	0.625	83	02/22/2024
3130AQGT4		Federal Home Loan Bank		01/13/2022	5,000,000.00	4,985,499.60	4,985,499.60	1.100	1.223	1.240	43	01/13/2025
3130AQGT4		Federal Home Loan Bank		01/28/2022	10,000,000.00	9,933,888.52	9,933,888.52	1.100	1.401	1.420	43	01/13/2025
3130AQPZ0		Federal Home Loan Bank		02/16/2022	15,000,000.00	15,000,000.00	15,000,000.00	1.250	1.233	1.250	77	08/16/2024
313383CX7		Federal Home Loan Bank		03/22/2022	5,000,000.00	5,013,917.84	5,013,917.84	2.160	1.588	1.610	187	06/06/2023
3130ARFZ9		Federal Home Loan Bank		04/12/2022	5,000,000.00	5,000,000.00	5,000,000.00	2.150	2.121	2.150	42	04/12/2024
3134GW6E1		Federal Home Loan Mtg Corp		03/15/2022	10,000,000.00	9,879,623.36	9,879,623.36	0.320	1.630	1.652	336	11/02/2023
3134GXQM9		Federal Home Loan Mtg Corp		04/25/2022	10,000,000.00	10,000,000.00	10,000,000.00	2.400	2.367	2.400	24	10/25/2023
3135G04Q3		Federal National Mtg Assn		05/19/2022	3,383,000.00	3,353,736.00	3,353,736.00	0.250	2.071	2.100	172	05/22/2023
73358W4V3		NY & NJ PORT AUTHORITY		02/14/2022	4,500,000.00	4,488,743.66	4,488,743.66	1.086	1.500	1.521	212	07/01/2023
Subtotal and Average			102,646,433.92		102,883,000.00	102,655,408.98	102,655,408.98	1.295	1.313	1.41		
Municipal Bonds												
59333NN90		COUNTY OF MIAMI DADE FL		09/30/2020	5,000,000.00	4,999,254.16	4,999,254.16	0.375	0.414	0.420	121	04/01/2023
Subtotal and Average			4,999,164.04		5,000,000.00	4,999,254.16	4,999,254.16	0.414	0.420	121		
Managed Pool Accounts												
SYS10073		TEXAS FIXED INCOME TRUST		12/29/2021	159,080.74	159,080.74	159,080.74	0.110	0.108	0.110	1	
Subtotal and Average			3,150,585.62		159,080.74	159,080.74	159,080.74	0.108	0.110	1		
Mutual Funds												
SYS10015		AIM FUNDS		09/01/2020	0.00	0.00	0.00	0.090	0.089	0.090	1	
SYS10016		AIM FUNDS		09/01/2020	0.00	0.00	0.00	0.090	0.089	0.090	1	
SYS10018		AIM FUNDS		09/01/2020	0.00	0.00	0.00	0.090	0.089	0.090	1	
SYS10017		AIM FUNDS		09/01/2020	0.00	0.00	0.00	0.090	0.089	0.090	1	
SYS10000		FUNDS MANAGEMENT		09/01/2020	0.00	0.00	0.00	0.040	0.039	0.040	1	
SYS10001		FUNDS MANAGEMENT		09/01/2020	0.00	0.00	0.00	0.040	0.039	0.040	1	
SYS10002		FUNDS MANAGEMENT		09/01/2020	0.00	0.00	0.00	0.040	0.039	0.040	1	
SYS10019		LOGIC INVESTMENTS		09/01/2020	0.00	0.00	0.00	0.257	0.253	0.257	1	
SYS10020		LOGIC INVESTMENTS		09/01/2020	0.00	0.00	0.00	0.257	0.253	0.257	1	
SYS10021		LOGIC INVESTMENTS		09/01/2020	0.00	0.00	0.00	0.257	0.253	0.257	1	
SYS10022		LOGIC INVESTMENTS		09/01/2020	0.00	0.00	0.00	0.257	0.253	0.257	1	
SYS10023		PROVIDENT		09/01/2020	0.00	0.00	0.00	0.050	0.049	0.050	1	
SYS10024		PROVIDENT		09/01/2020	0.00	0.00	0.00	0.050	0.049	0.050	1	
SYS10025		PROVIDENT		09/01/2020	0.00	0.00	0.00	0.050	0.049	0.050	1	
SYS10026		PROVIDENT		09/01/2020	0.00	0.00	0.00	0.050	0.049	0.050	1	

Portfolio MCTX
AC

MONTGOMERY COUNTY INVESTMENTS
Portfolio Management
Portfolio Details - Investments
November 30, 2022

CUSIP	Investment #	Issuer	Average Balance	Purchase Date	Par Value	Market Value	Book Value	Stated Rate	YTM/C 360	YTM/C 365	Days to Maturity	Maturity Date
Mutual Funds												
SYS10011		TEXPOOL INVESTMENTS		09/01/2020	11,280.93	11,280.93	11,280.93	0.150	0.148	0.150	1	
SYS10012		TEXPOOL INVESTMENTS		09/01/2020	589,862.60	589,862.60	589,862.60	0.150	0.148	0.150	1	
SYS10013		TEXPOOL INVESTMENTS		09/01/2020	75,239.58	75,239.58	75,239.58	0.150	0.148	0.150	1	
SYS10014		TEXPOOL INVESTMENTS		09/01/2020	0.00	0.00	0.00	0.160	0.158	0.160	1	
SYS10028		TEXAS CLASS		09/01/2020	41,447.84	41,447.84	41,447.84	0.220	0.216	0.220	1	
SYS10029		TEXAS CLASS		09/01/2020	2,767,186.03	2,767,186.03	2,767,186.03	0.272	0.268	0.272	1	
SYS10030		TEXAS CLASS		09/01/2020	84,505.12	84,505.12	84,505.12	0.272	0.268	0.272	1	
SYS10031		TEXAS CLASS		09/01/2020	2,930,976.63	2,930,976.63	2,930,976.63	0.220	0.216	0.220	1	
SYS10032		TEXAS CLASS		09/01/2020	139,015.60	139,015.60	139,015.60	0.220	0.216	0.220	1	
SYS10033		TEXAS CLASS		09/01/2020	173,198.14	173,198.14	173,198.14	0.220	0.216	0.220	1	
SYS10049		TEXAS CLASS		09/01/2020	2,135.23	2,135.23	2,135.23	0.220	0.216	0.220	1	
SYS10034		TEXSTAR INVESTMENTS		09/01/2020	692,279.86	692,279.86	692,279.86	0.116	0.114	0.116	1	
SYS10035		TEXSTAR INVESTMENTS		09/01/2020	0.00	0.00	0.00	0.116	0.114	0.116	1	
SYS10036		TEXSTAR INVESTMENTS		09/01/2020	333,716.05	333,716.05	333,716.05	0.116	0.114	0.116	1	
Subtotal and Average			7,817,248.51		7,840,843.61	7,840,843.61	7,840,843.61		0.216	0.219	1	
Money Market Accounts												
SYS10037		GUARANTY BANK		09/01/2020	0.00	0.00	0.00	0.350	0.345	0.350	1	
SYS10050		GUARANTY BANK		09/18/2020	0.00	0.00	0.00	0.350	0.345	0.350	1	
SYS10051		GUARANTY BANK		09/18/2020	0.00	0.00	0.00	0.350	0.345	0.350	1	
SYS10052		GUARANTY BANK		09/18/2020	0.00	0.00	0.00	0.350	0.345	0.350	1	
SYS10053		GUARANTY BANK		09/18/2020	0.00	0.00	0.00	0.350	0.345	0.350	1	
SYS10054		GUARANTY BANK		09/18/2020	0.00	0.00	0.00	0.350	0.345	0.350	1	
Subtotal and Average			0.00		0.00	0.00	0.00		0.000	0.000	0	
Total and Average			118,613,432.09		116,882,924.35	116,664,587.49	115,654,587.49		1.182	1.198	130	



MONTGOMERY COUNTY INVESTMENTS
Portfolio Management
Portfolio Summary
December 31, 2022

Montgomery County, TX
 Melanie K. Bush
 501 North Thompson Suite 201
 Conroe, TX 77301
 (936)539-7844

Investments	Par Value	Market Value	Book Value	% of Portfolio	Term	Days to Maturity	YTM/C 360 Equiv.	YTM/C 365 Equiv.
Federal Agency Coupon Securities	102,883,000.00	102,673,978.09	102,673,978.09	88.74	840	113	1.295	1.313
Municipal Bonds	5,000,000.00	4,999,440.62	4,999,440.62	4.32	913	90	0.414	0.420
Managed Pool Accounts	159,671.85	159,671.85	159,671.85	0.14	1	1	0.108	0.110
Mutual Funds	7,869,132.74	7,869,132.74	7,869,132.74	6.80	1	1	0.216	0.219
Investments	115,911,804.59	115,702,223.30	115,702,223.30	100.00%	785	104	1.182	1.198

Total Earnings	December 31 Month Ending
Current Year	142,868.55
Average Daily Balance	115,665,501.72
Effective Rate of Return	1.45%

Melanie K. Bush 1/18/23
 MELANIE K. BUSH, COUNTY TREASURER

Reporting period 12/01/2022-12/31/2022

Run Date: 01/17/2023 - 17:31

No fiscal year history available

Portfolio MCTX
 AC
 PM (PRF_PM1) 7.3.11
 Report Ver. 7.3.11

MONTGOMERY COUNTY INVESTMENTS
Portfolio Management
Portfolio Details - Investments
December 31, 2022

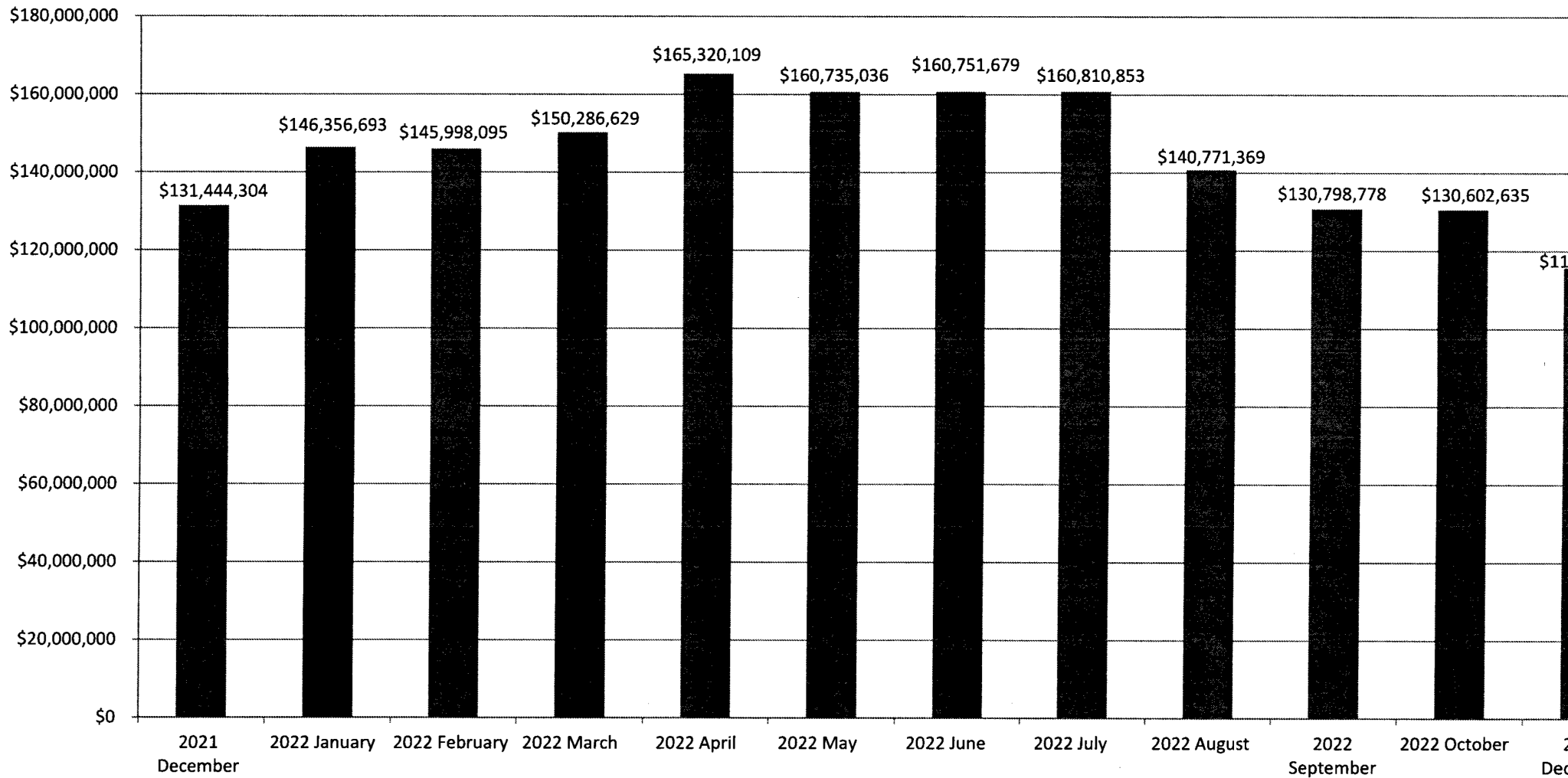
CUSIP	Investment #	Issuer	Average Balance	Purchase Date	Par Value	Market Value	Book Value	Stated Rate	YTM/C 360	YTM/C 365	Days to Maturity	Maturity Date
Federal Agency Coupon Securities												
3133EMTD4		Federal Farm Credit Bank		03/15/2021	10,000,000.00	10,000,000.00	10,000,000.00	0.370	0.365	0.370	439	03/15/2024
3130APLB9		Federal Home Loan Bank		10/28/2021	15,000,000.00	15,000,000.00	15,000,000.00	0.850	0.838	0.850	27	10/28/2024
3130APP58		Federal Home Loan Bank		11/22/2021	10,000,000.00	10,000,000.00	10,000,000.00	0.625	0.616	0.625	52	02/22/2024
3130AQGT4		Federal Home Loan Bank		01/13/2022	5,000,000.00	4,986,070.48	4,986,070.48	1.100	1.223	1.240	12	01/13/2025
3130AQGT4		Federal Home Loan Bank		01/28/2022	10,000,000.00	9,936,491.34	9,936,491.34	1.100	1.401	1.420	12	01/13/2025
3130AQPZ0		Federal Home Loan Bank		02/16/2022	15,000,000.00	15,000,000.00	15,000,000.00	1.250	1.233	1.250	46	08/16/2024
313383CX7		Federal Home Loan Bank		03/22/2022	5,000,000.00	5,011,660.90	5,011,660.90	2.160	1.588	1.610	156	06/06/2023
3130ARFZ9		Federal Home Loan Bank		04/12/2022	5,000,000.00	5,000,000.00	5,000,000.00	2.150	2.121	2.150	11	04/12/2024
3134GW6E1		Federal Home Loan Mtg Corp		03/15/2022	10,000,000.00	9,890,533.63	9,890,533.63	0.320	1.630	1.652	305	11/02/2023
3134GXQM9		Federal Home Loan Mtg Corp		04/25/2022	10,000,000.00	10,000,000.00	10,000,000.00	2.400	2.367	2.400	24	10/25/2023
3135G04Q3		Federal National Mtg Assn		05/19/2022	3,383,000.00	3,358,870.03	3,358,870.03	0.250	2.071	2.100	141	05/22/2023
73358W4V3		NY & NJ PORT AUTHORITY		02/14/2022	4,500,000.00	4,490,351.71	4,490,351.71	1.086	1.500	1.521	181	07/01/2023
Subtotal and Average			102,665,292.54		102,883,000.00	102,673,978.09	102,673,978.09	1.295	1.313	1.13		
Municipal Bonds												
59333NN90		COUNTY OF MIAMI DADE FL		09/30/2020	5,000,000.00	4,999,440.62	4,999,440.62	0.375	0.414	0.420	90	04/01/2023
Subtotal and Average			4,999,353.21		5,000,000.00	4,999,440.62	4,999,440.62	0.414	0.420	90		
Managed Pool Accounts												
SYS10073		TEXAS FIXED INCOME TRUST		12/29/2021	159,671.85	159,671.85	159,671.85	0.110	0.108	0.110	1	
Subtotal and Average			159,099.81		159,671.85	159,671.85	159,671.85	0.108	0.110	1		
Mutual Funds												
SYS10015		AIM FUNDS		09/01/2020	0.00	0.00	0.00	0.090	0.089	0.090	1	
SYS10016		AIM FUNDS		09/01/2020	0.00	0.00	0.00	0.090	0.089	0.090	1	
SYS10018		AIM FUNDS		09/01/2020	0.00	0.00	0.00	0.090	0.089	0.090	1	
SYS10017		AIM FUNDS		09/01/2020	0.00	0.00	0.00	0.090	0.089	0.090	1	
SYS10000		FUNDS MANAGEMENT		09/01/2020	0.00	0.00	0.00	0.040	0.039	0.040	1	
SYS10001		FUNDS MANAGEMENT		09/01/2020	0.00	0.00	0.00	0.040	0.039	0.040	1	
SYS10002		FUNDS MANAGEMENT		09/01/2020	0.00	0.00	0.00	0.040	0.039	0.040	1	
SYS10019		LOGIC INVESTMENTS		09/01/2020	0.00	0.00	0.00	0.257	0.253	0.257	1	
SYS10020		LOGIC INVESTMENTS		09/01/2020	0.00	0.00	0.00	0.257	0.253	0.257	1	
SYS10021		LOGIC INVESTMENTS		09/01/2020	0.00	0.00	0.00	0.257	0.253	0.257	1	
SYS10022		LOGIC INVESTMENTS		09/01/2020	0.00	0.00	0.00	0.257	0.253	0.257	1	
SYS10023		PROVIDENT		09/01/2020	0.00	0.00	0.00	0.050	0.049	0.050	1	
SYS10024		PROVIDENT		09/01/2020	0.00	0.00	0.00	0.050	0.049	0.050	1	

MONTGOMERY COUNTY INVESTMENTS
Portfolio Management
Portfolio Details - Investments
December 31, 2022

CUSIP	Investment #	Issuer	Average Balance	Purchase Date	Par Value	Market Value	Book Value	Stated Rate	YTM/C 360	YTM/C 365	Days to Maturity	Maturity Date
Mutual Funds												
SYS10025		PROVIDENT		09/01/2020	0.00	0.00	0.00	0.050	0.049	0.050	1	
SYS10026		PROVIDENT		09/01/2020	0.00	0.00	0.00	0.050	0.049	0.050	1	
SYS10011		TEXPOOL INVESTMENTS		09/01/2020	11,319.01	11,319.01	11,319.01	0.150	0.148	0.150	1	
SYS10012		TEXPOOL INVESTMENTS		09/01/2020	591,856.42	591,856.42	591,856.42	0.150	0.148	0.150	1	
SYS10013		TEXPOOL INVESTMENTS		09/01/2020	75,493.92	75,493.92	75,493.92	0.150	0.148	0.150	1	
SYS10014		TEXPOOL INVESTMENTS		09/01/2020	0.00	0.00	0.00	0.160	0.158	0.160	1	
SYS10028		TEXAS CLASS		09/01/2020	41,600.07	41,600.07	41,600.07	0.220	0.216	0.220	1	
SYS10029		TEXAS CLASS		09/01/2020	2,777,349.19	2,777,349.19	2,777,349.19	0.272	0.268	0.272	1	
SYS10030		TEXAS CLASS		09/01/2020	84,815.49	84,815.49	84,815.49	0.272	0.268	0.272	1	
SYS10031		TEXAS CLASS		09/01/2020	2,941,741.44	2,941,741.44	2,941,741.44	0.220	0.216	0.220	1	
SYS10032		TEXAS CLASS		09/01/2020	139,526.17	139,526.17	139,526.17	0.220	0.216	0.220	1	
SYS10033		TEXAS CLASS		09/01/2020	173,834.25	173,834.25	173,834.25	0.220	0.216	0.220	1	
SYS10049		TEXAS CLASS		09/01/2020	2,143.07	2,143.07	2,143.07	0.220	0.216	0.220	1	
SYS10034		TEXSTAR INVESTMENTS		09/01/2020	692,279.86	692,279.86	692,279.86	0.116	0.114	0.116	1	
SYS10035		TEXSTAR INVESTMENTS		09/01/2020	0.00	0.00	0.00	0.116	0.114	0.116	1	
SYS10036		TEXSTAR INVESTMENTS		09/01/2020	337,173.85	337,173.85	337,173.85	0.116	0.114	0.116	1	
Subtotal and Average			7,841,756.16		7,869,132.74	7,869,132.74	7,869,132.74	0.216	0.219		1	
Money Market Accounts												
SYS10037		GUARANTY BANK		09/01/2020	0.00	0.00	0.00	0.350	0.345	0.350	1	
SYS10050		GUARANTY BANK		09/18/2020	0.00	0.00	0.00	0.350	0.345	0.350	1	
SYS10051		GUARANTY BANK		09/18/2020	0.00	0.00	0.00	0.350	0.345	0.350	1	
SYS10052		GUARANTY BANK		09/18/2020	0.00	0.00	0.00	0.350	0.345	0.350	1	
SYS10053		GUARANTY BANK		09/18/2020	0.00	0.00	0.00	0.350	0.345	0.350	1	
SYS10054		GUARANTY BANK		09/18/2020	0.00	0.00	0.00	0.350	0.345	0.350	1	
Subtotal and Average			0.00		0.00	0.00	0.00	0.000	0.000		0	
Total and Average			115,665,501.72		115,911,804.59	115,702,223.30	115,702,223.30	1.182	1.198		104	



MCTX BOOK VALUE HISTORY – DECEMBER 2021 – DECEMBER 2022





**MCTX Investment Portfolio By
Fund- Fiscal Year 2022 - 2023
Quarter ending December 31, 2022**

MELANIE K. BUSH
MONTGOMERY COUNTY TREASURER
501 North Thompson, Suite 201, Conroe, Texas 77301
Phone (936) 539-7844

MSIP / Investment #	Issuer	Purchase Date	Par Value	Market Value	Book Value	Stated Rate	Days to Maturity	YTM/C	Maturity Date
General Fund									
General Agency Coupon Securities									
[REDACTED]	NY & NJ PORT AUTHORITY	2/14/2022	4,500,000.00	4,490,351.71	4,490,351.71	1.086	181	1.521	7/1/2022
[REDACTED]	Federal Farm Credit Bank	3/15/2021	10,000,000.00	10,000,000.00	10,000,000.00	0.370	439	0.370	3/15/2022
[REDACTED]	Federal Home Loan Bank	10/28/2021	15,000,000.00	15,000,000.00	15,000,000.00	0.850	27	0.850	10/28/2022
[REDACTED]	Federal Home Loan Bank	11/22/2021	10,000,000.00	10,000,000.00	10,000,000.00	0.625	52	0.625	2/22/2023
[REDACTED]	Federal Home Loan Bank	1/13/2022	5,000,000.00	4,986,070.48	4,986,070.48	1.100	12	1.240	1/13/2023
[REDACTED]	Federal Home Loan Bank	1/28/2022	10,000,000.00	9,936,491.34	9,936,491.34	1.100	12	1.420	1/13/2023
[REDACTED]	Federal Home Loan Bank	2/16/2022	15,000,000.00	15,000,000.00	15,000,000.00	1.250	46	1.250	8/16/2022
[REDACTED]	Federal Home Loan Bank	3/22/2022	5,000,000.00	5,011,660.90	5,011,660.90	2.160	156	1.610	6/6/2023
[REDACTED]	Federal Home Loan Bank	4/12/2022	5,000,000.00	5,000,000.00	5,000,000.00	2.150	11	2.150	4/12/2023
[REDACTED]	Federal Home Loan Mtg Corp	3/15/2022	10,000,000.00	9,890,533.63	9,890,533.63	0.320	305	1.652	11/2/2023
[REDACTED]	Federal Home Loan Mtg Corp	4/25/2022	10,000,000.00	10,000,000.00	10,000,000.00	2.400	24	2.400	10/25/2022
aged Pool Accounts									
[REDACTED]	TEXAS FIXED INCOME TRUST	12/29/2021	159,671.85	159,671.85	159,671.85	0.110	1	0.110	
ey Market Accounts									
[REDACTED]	GUARANTY BANK	9/1/2020	0.00	0.00	0.00	0.350	1	0.350	
[REDACTED]	GUARANTY BANK	9/18/2020	0.00	0.00	0.00	0.350	1	0.350	
ncipal Bonds									
[REDACTED]	COUNTY OF MIAMI DADE FL	9/30/2020	5,000,000.00	4,999,440.62	4,999,440.62	0.375	90	0.420	4/1/2023

ual Funds

AIM FUNDS	9/1/2020	0.00	0.00	0.00	0.090	1	0.090
FUNDS MANAGEMENT	9/1/2020	0.00	0.00	0.00	0.040	1	0.040
LOGIC INVESTMENTS	9/1/2020	0.00	0.00	0.00	0.257	1	0.257
PROVIDENT	9/1/2020	0.00	0.00	0.00	0.050	1	0.050
TEXAS CLASS	9/1/2020	2,143.07	2,143.07	2,143.07	0.220	1	0.220
TEXPOOL INVESTMENTS	9/1/2020	11,319.01	11,319.01	11,319.01	0.150	1	0.150
TEXPOOL INVESTMENTS	9/1/2020	0.00	0.00	0.00	0.160	1	0.160
TEXSTAR INVESTMENTS	9/1/2020	0.00	0.00	0.00	0.116	1	0.116
		<u>\$104,673,133.93</u>	<u>\$104,487,682.61</u>	<u>\$104,487,682.61</u>			

ad & Bridge

ral Agency Coupon Securities

Federal National Mtg Assn	5/19/2022	3,383,000.00	3,358,870.03	3,358,870.03	0.250	141	2.100	5/22/2022
---------------------------	-----------	--------------	--------------	--------------	-------	-----	-------	-----------

ey Market Accounts

GUARANTY BANK	9/18/2020	0.00	0.00	0.00	0.350	1	0.350
---------------	-----------	------	------	------	-------	---	-------

ual Funds

AIM FUNDS	9/1/2020	0.00	0.00	0.00	0.090	1	0.090
FUNDS MANAGEMENT	9/1/2020	0.00	0.00	0.00	0.040	1	0.040
LOGIC INVESTMENTS	9/1/2020	0.00	0.00	0.00	0.257	1	0.257
TEXSTAR INVESTMENTS	9/1/2020	337,173.85	337,173.85	337,173.85	0.116	1	0.116
		<u>\$3,720,173.85</u>	<u>\$3,696,043.88</u>	<u>\$3,696,043.88</u>			

y Library

ey Market Accounts

GUARANTY BANK	9/18/2020	0.00	0.00	0.00	0.350	1	0.350
---------------	-----------	------	------	------	-------	---	-------

al Funds

AIM FUNDS	9/1/2020	0.00	0.00	0.00	0.090	1	0.090
PROVIDENT	9/1/2020	0.00	0.00	0.00	0.050	1	0.050
		<u>\$0.00</u>	<u>\$0.00</u>	<u>\$0.00</u>			

. CLK. REC. MGMT & PRESERV.

ual Funds

██████████	TEXAS CLASS	9/1/2020	<u>2,941,741.44</u> \$2,941,741.44	<u>2,941,741.44</u> \$2,941,741.44	<u>2,941,741.44</u> \$2,941,741.44	0.220	1	0.220
------------	-------------	----------	---------------------------------------	---------------------------------------	---------------------------------------	-------	---	-------

ST. CLK REC. MGMT & PRESERV

ual Funds

██████████	TEXAS CLASS	9/1/2020	<u>139,526.17</u> \$139,526.17	<u>139,526.17</u> \$139,526.17	<u>139,526.17</u> \$139,526.17	0.220	1	0.220
------------	-------------	----------	-----------------------------------	-----------------------------------	-----------------------------------	-------	---	-------

RECORDS PRESERV.

ual Funds

██████████	TEXAS CLASS	9/1/2020	<u>84,815.49</u> \$84,815.49	<u>84,815.49</u> \$84,815.49	<u>84,815.49</u> \$84,815.49	0.272	1	0.272
------------	-------------	----------	---------------------------------	---------------------------------	---------------------------------	-------	---	-------

TY & DIST COURT DIG. PRESERV

ual Funds

██████████	TEXAS CLASS	9/1/2020	<u>173,834.25</u> \$173,834.25	<u>173,834.25</u> \$173,834.25	<u>173,834.25</u> \$173,834.25	0.220	1	0.220
------------	-------------	----------	-----------------------------------	-----------------------------------	-----------------------------------	-------	---	-------

Contracts Election Service

ual Funds

██████████	TEXPOOL INVESTMENTS	9/1/2020	<u>75,493.92</u> \$75,493.92	<u>75,493.92</u> \$75,493.92	<u>75,493.92</u> \$75,493.92	0.150	1	0.150
------------	---------------------	----------	---------------------------------	---------------------------------	---------------------------------	-------	---	-------

ANT

ual Funds

██████████	TEXSTAR INVESTMENTS	9/1/2020	<u>692,279.86</u>	<u>692,279.86</u>	<u>692,279.86</u>	0.116	1	0.116
			\$692,279.86	\$692,279.86	\$692,279.86			

bt Service

ey Market Accounts

██████████	GUARANTY BANK	9/18/2020	0.00	0.00	0.00	0.350	1	0.350
------------	---------------	-----------	------	------	------	-------	---	-------

ual Funds

██████████	AIM FUNDS	9/1/2020	0.00	0.00	0.00	0.090	1	0.090
██████████	FUNDS MANAGEMENT	9/1/2020	0.00	0.00	0.00	0.040	1	0.040
██████████	PROVIDENT	9/1/2020	0.00	0.00	0.00	0.050	1	0.050
██████████	TEXAS CLASS	9/1/2020	41,600.07	41,600.07	41,600.07	0.220	1	0.220
██████████	TEXPOOL INVESTMENTS	9/1/2020	<u>591,856.42</u>	<u>591,856.42</u>	<u>591,856.42</u>	0.150	1	0.150
			\$633,456.49	\$633,456.49	\$633,456.49			

REV. TOLL BONDS 2010

ual Funds

██████████	TEXAS CLASS	9/1/2020	<u>2,777,349.19</u>	<u>2,777,349.19</u>	<u>2,777,349.19</u>	0.272	1	0.272
			\$2,777,349.19	\$2,777,349.19	\$2,777,349.19			

RB 2012

ey Market Accounts

██████████	GUARANTY BANK	9/18/2020	0.00	0.00	0.00	0.350	1	0.350
------------	---------------	-----------	------	------	------	-------	---	-------

ual Funds

██████████	PROVIDENT	9/1/2020	<u>0.00</u>	<u>0.00</u>	<u>0.00</u>	0.050	1	0.050
			\$0.00	\$0.00	\$0.00			

RB 2016

Actual Funds

LOGIC INVESTMENTS	9/1/2020	<u>0.00</u>	<u>0.00</u>	<u>0.00</u>	0.257	1	0.257
		\$0.00	\$0.00	\$0.00			

RB 2016A

Actual Funds

LOGIC INVESTMENTS	9/1/2020	<u>0.00</u>	<u>0.00</u>	<u>0.00</u>	0.257	1	0.257
		\$0.00	\$0.00	\$0.00			

Total	115,911,804.59	115,702,223.30	115,702,223.30
--------------	-----------------------	-----------------------	-----------------------



**MONTGOMERY CO TOLL ROAD
Portfolio Management
Portfolio Summary
October 31, 2022**

Montgomery County, TX
Melanie K. Bush
501 North Thompson Suite 201
Conroe, TX 77301
(936)539-7844

Investments	Par Value	Market Value	Book Value	% of Portfolio	Term	Days to Maturity	YTM 360 Equiv.	YTM 365 Equiv.
Money Market Accounts	32,661,686.94	32,661,686.94	32,661,686.94	100.00	1	1	0.000	0.000
Investments	32,661,686.94	32,661,686.94	32,661,686.94	100.00%	1	1	0.000	0.000

Total Earnings	October 31 Month Ending	Fiscal Year To Date
Current Year	59,437.24	199,817.59
Average Daily Balance	32,103,241.88	
Effective Rate of Return	2.18%	

Melanie K. Bush 11-9-22

 MELANIE K. BUSH, COUNTY TREASURER

MONTGOMERY CO TOLL ROAD
Portfolio Management
Portfolio Details - Investments
October 31, 2022

CUSIP	Investment #	Issuer	Average Balance	Purchase Date	Par Value	Market Value	Book Value	Stated Rate	YTM 360	YTM 365	Days to Maturity	Maturity Date
Money Market Accounts												
192826105		FIDELITY		09/01/2020	1,164,134.27	1,164,134.27	1,164,134.27	0.000	0.000		1	
192826105		FIDELITY		09/01/2020	820,414.91	820,414.91	820,414.91	0.000	0.000		1	
192826105		FIDELITY		09/01/2020	6,460,964.89	6,460,964.89	6,460,964.89	0.000	0.000		1	
192826105		FIDELITY		09/01/2020	519,814.22	519,814.22	519,814.22	0.000	0.000		1	
192826105		FIDELITY		09/01/2020	475,102.82	475,102.82	475,102.82	0.000	0.000		1	
192826105		FIDELITY		09/01/2020	1,005,847.79	1,005,847.79	1,005,847.79	0.000	0.000		1	
192826105		FIDELITY		09/01/2020	15,808,798.47	15,808,798.47	15,808,798.47	0.000	0.000		1	
192826105		FIDELITY		09/01/2020	6,406,609.57	6,406,609.57	6,406,609.57	0.000	0.000		1	
192826105		FIDELITY		09/01/2020	0.00	0.00	0.00	0.000	0.000		1	
Subtotal and Average			32,103,241.88		32,661,686.94	32,661,686.94	32,661,686.94	0.000	0.000		1	
GIC/GAC												
GIC007725		CITIGROUP GLOBAL MARKETS INC		09/01/2020	0.00	0.00	0.00	0.000	0.000		1	
Subtotal and Average			0.00		0.00	0.00	0.00	0.000	0.000		0	
Total and Average			32,103,241.88		32,661,686.94	32,661,686.94	32,661,686.94	0.000	0.000		1	



**MONTGOMERY CO TOLL ROAD
Portfolio Management
Portfolio Summary
November 30, 2022**

Montgomery County, TX
Melanie K. Bush
501 North Thompson Suite 201
Conroe, TX 77301
(936)539-7844

Investments	Par Value	Market Value	Book Value	% of Portfolio	Term	Days to Maturity	YTM 360 Equiv.	YTM 365 Equiv.
Money Market Accounts	33,900,038.39	33,900,038.39	33,900,038.39	100.00	1	1	0.000	0.000
Investments	33,900,038.39	33,900,038.39	33,900,038.39	100.00%	1	1	0.000	0.000

Total Earnings	November 30 Month Ending
Current Year	73,469.15
Average Daily Balance	33,285,406.47
Effective Rate of Return	2.69%

Melanie K. Bush 12/24/22

 MELANIE K. BUSH, COUNTY TREASURER

Reporting period 11/01/2022-11/30/2022

Run Date: 12/09/2022 - 08:13

No fiscal year history available

Portfolio MTRA
CC
PM (PRF_PM1) 7.3.11
Report Ver. 7.3.11

MONTGOMERY CO TOLL ROAD
Portfolio Management
Portfolio Details - Investments
November 30, 2022

CUSIP	Investment #	Issuer	Average Balance	Purchase Date	Par Value	Market Value	Book Value	Stated Rate	YTM 360	YTM 365	Days to Maturity	Maturity Date
Money Market Accounts												
192826105		FIDELITY		09/01/2020	1,235,585.97	1,235,585.97	1,235,585.97	0.000	0.000		1	
192826105		FIDELITY		09/01/2020	1,227,808.64	1,227,808.64	1,227,808.64	0.000	0.000		1	
192826105		FIDELITY		09/01/2020	6,475,998.35	6,475,998.35	6,475,998.35	0.000	0.000		1	
192826105		FIDELITY		09/01/2020	521,023.73	521,023.73	521,023.73	0.000	0.000		1	
192826105		FIDELITY		09/01/2020	501,845.62	501,845.62	501,845.62	0.000	0.000		1	
192826105		FIDELITY		09/01/2020	1,008,188.21	1,008,188.21	1,008,188.21	0.000	0.000		1	
192826105		FIDELITY		09/01/2020	16,508,071.31	16,508,071.31	16,508,071.31	0.000	0.000		1	
192826105		FIDELITY		09/01/2020	6,421,516.56	6,421,516.56	6,421,516.56	0.000	0.000		1	
192826105		FIDELITY		09/01/2020	0.00	0.00	0.00	0.000	0.000		1	
		Subtotal and Average	33,285,406.47		33,900,038.39	33,900,038.39	33,900,038.39	0.000	0.000		1	
GIC/GAC												
GIC007725		CITIGROUP GLOBAL MARKETS INC		09/01/2020	0.00	0.00	0.00	0.000	0.000		1	
		Subtotal and Average	0.00		0.00	0.00	0.00	0.000	0.000		0	
		Total and Average	33,285,406.47		33,900,038.39	33,900,038.39	33,900,038.39	0.000	0.000		1	



**MONTGOMERY CO TOLL ROAD
Portfolio Management
Portfolio Summary
December 31, 2022**

Montgomery County, TX
Melanie K. Bush
501 North Thompson Suite 201
Conroe, TX 77301
(936)539-7844

Investments	Par Value	Market Value	Book Value	% of Portfolio	Term	Days to Maturity	YTM 360 Equiv.	YTM 365 Equiv.
Money Market Accounts	33,655,895.41	33,655,895.41	33,655,895.41	100.00	1	1	0.000	0.000
Investments	33,655,895.41	33,655,895.41	33,655,895.41	100.00%	1	1	0.000	0.000

Total Earnings	December 31	Month Ending
Current Year	89,118.15	
Average Daily Balance	33,720,157.07	
Effective Rate of Return	3.11%	

Melanie K. Bush *1/18/23*

 MELANIE K. BUSH, COUNTY TREASURER

Reporting period 12/01/2022-12/31/2022

Run Date: 01/17/2023 - 17:09

No fiscal year history available

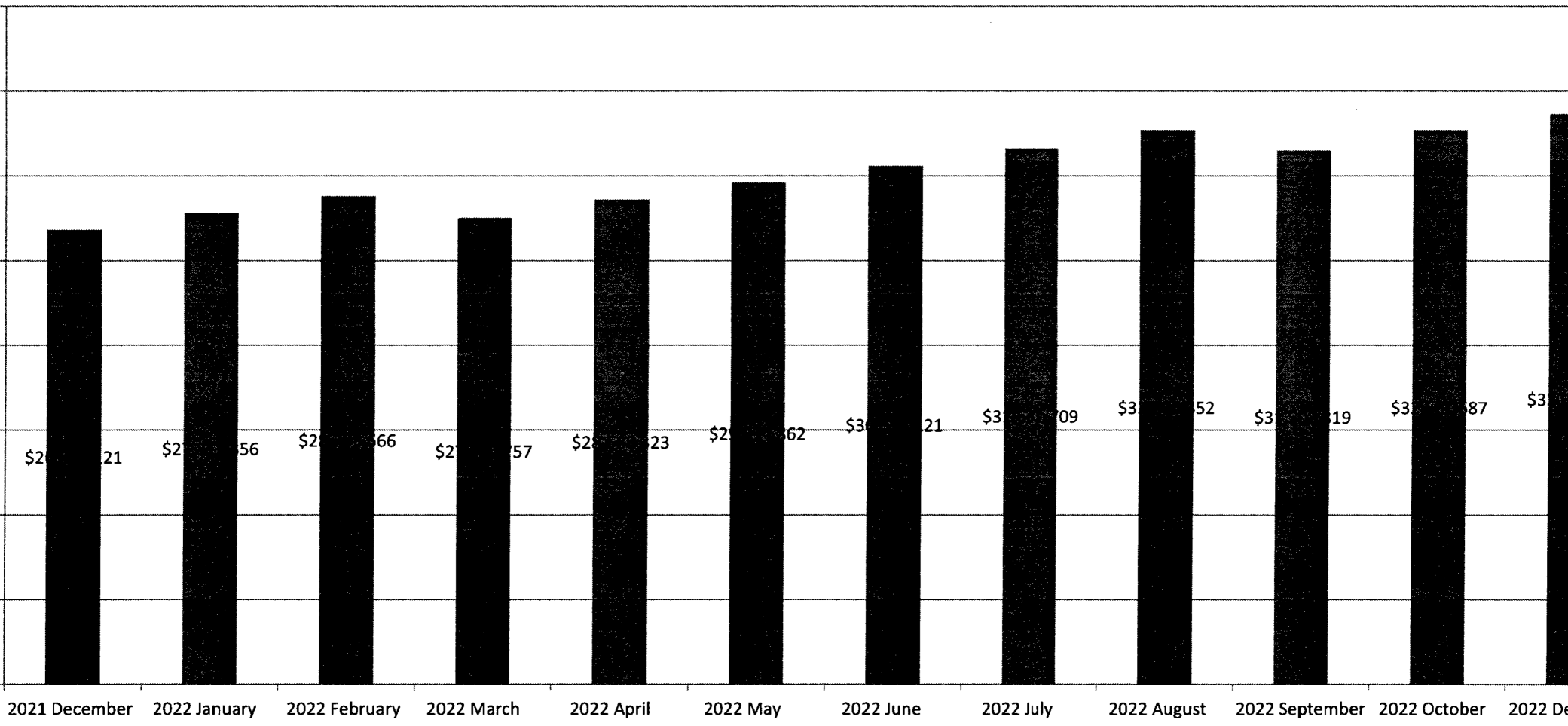
Portfolio MTRA
AC
PM (PRF_PM1) 7.3.11
Report Ver. 7.3.11

MONTGOMERY CO TOLL ROAD
Portfolio Management
Portfolio Details - Investments
December 31, 2022

CUSIP	Investment #	Issuer	Average Balance	Purchase Date	Par Value	Market Value	Book Value	Stated Rate	YTM 360	YTM 365	Days to Maturity	Maturity Date
Money Market Accounts												
192826105		FIDELITY		09/01/2020	1,209,977.72	1,209,977.72	1,209,977.72	0.000	0.000		1	
192826105		FIDELITY		09/01/2020	1,636,563.51	1,636,563.51	1,636,563.51	0.000	0.000		1	
192826105		FIDELITY		09/01/2020	6,493,328.37	6,493,328.37	6,493,328.37	0.000	0.000		1	
192826105		FIDELITY		09/01/2020	522,418.01	522,418.01	522,418.01	0.000	0.000		1	
192826105		FIDELITY		09/01/2020	528,824.91	528,824.91	528,824.91	0.000	0.000		1	
192826105		FIDELITY		09/01/2020	1,010,886.16	1,010,886.16	1,010,886.16	0.000	0.000		1	
192826105		FIDELITY		09/01/2020	15,815,195.95	15,815,195.95	15,815,195.95	0.000	0.000		1	
192826105		FIDELITY		09/01/2020	6,438,700.78	6,438,700.78	6,438,700.78	0.000	0.000		1	
192826105		FIDELITY		09/01/2020	0.00	0.00	0.00	0.000	0.000		1	
		Subtotal and Average	33,720,157.07		33,655,895.41	33,655,895.41	33,655,895.41	0.000	0.000		1	
GIC/GAC												
GIC007725		CITIGROUP GLOBAL MARKETS INC		09/01/2020	0.00	0.00	0.00	0.000	0.000		1	
		Subtotal and Average	0.00		0.00	0.00	0.00	0.000	0.000		0	
		Total and Average	33,720,157.07		33,655,895.41	33,655,895.41	33,655,895.41	0.000	0.000		1	



MCTRA BOOK VALUE HISTORY – DECEMBER 2021 – DECEMBER 2022





MCTRA Investment Portfolio By Fund
 Fiscal Year 2022 - 2023
 Quarter ending December 31, 2022

MELANIE K. E.
 MONTGOMERY COUNTY TREASURER
 501 North Thompson, Suite 201, Conroe, TX 77385
 Phone (936) 539-3333

SIP / Investment #	Issuer	Purchase Date	Par Value	Market Value	Book Value	Stated Rate	Days to Maturity	YTM/C	Maturity Date
18 PROJECT *5962									
Key Market Accounts									
	FIDELITY	9/1/2020	<u>6,394,759.30</u>	<u>6,394,759.30</u>	<u>6,394,759.30</u>	0.000	1	0.000	
			\$6,394,759.30	\$6,394,759.30	\$6,394,759.30				
NEW/REPL *5959									
Key Market Accounts									
	FIDELITY	9/1/2020	<u>1,003,987.28</u>	<u>1,003,987.28</u>	<u>1,003,987.28</u>	0.000	1	0.000	
			\$1,003,987.28	\$1,003,987.28	\$1,003,987.28				
8 DEBT SERVICE *5952									
Key Market Accounts									
	FIDELITY	9/1/2020	<u>412,254.53</u>	<u>412,254.53</u>	<u>412,254.53</u>	0.000	1	0.000	
			\$412,254.53	\$412,254.53	\$412,254.53				
8 DSR BOND *5955									
Key Market Accounts									
	FIDELITY	9/1/2020	<u>6,449,014.08</u>	<u>6,449,014.08</u>	<u>6,449,014.08</u>	0.000	1	0.000	
			\$6,449,014.08	\$6,449,014.08	\$6,449,014.08				

18 CAP INT *5963

GAC

██████████

Money Market Accounts

██████████

CITIGROUP GL	9/1/2020	0.00	0.00	0.00	0.000	1	0.000
FIDELITY	9/1/2020	0.00	0.00	0.00	0.000	1	0.000
		<u>\$0.00</u>	<u>\$0.00</u>	<u>\$0.00</u>			

NEW/REPLACE *5958

Money Market Accounts

██████████

FIDELITY	9/1/2020	448,578.68	448,578.68	448,578.68	0.000	1	0.000
		<u>\$448,578.68</u>	<u>\$448,578.68</u>	<u>\$448,578.68</u>			

PROJECT ENHACE *5960

Money Market Accounts

██████████

FIDELITY	9/1/2020	15,149,094.52	15,149,094.52	15,149,094.52	0.000	1	0.000
		<u>\$15,149,094.52</u>	<u>\$15,149,094.52</u>	<u>\$15,149,094.52</u>			

VENUE FUND *5930

Money Market Accounts

██████████

FIDELITY	9/1/2020	1,132,277.99	1,132,277.99	1,132,277.99	0.000	1	0.000
		<u>\$1,132,277.99</u>	<u>\$1,132,277.99</u>	<u>\$1,132,277.99</u>			

RES & MAINT RESERVE *5957

Money Market Accounts

██████████

FIDELITY	9/1/2020	518,852.72	518,852.72	518,852.72	0.000	1	0.000
		<u>\$518,852.72</u>	<u>\$518,852.72</u>	<u>\$518,852.72</u>			

Total		31,508,819.10	31,508,819.10	31,508,819.10			
--------------	--	----------------------	----------------------	----------------------	--	--	--