

#3 10C3

OCT 25 2022

Consent-Treasurer

Commissioners Court-Regular Meeting

TO: Montgomery County Commissioners Court

FROM: Melanie Bush, Treasurer

DATE: 10/25/2022

SUBJECT: Consider and approve the Quarterly Investment Report for the Quarter ending September 30, 2022.



#3 OCT 25 2022 JUC3

MELANIE K. BUSH
MONTGOMERY COUNTY TREASURER

501 North Thompson, Suite 201, Conroe, Texas 77301
P.O. Box 1307, Conroe, Texas 77305
Phone: (936) 539-7844
Fax: (936) 760-6960

FY 2021-2022 QUARTERLY INVESTMENT REPORT
ENDING SEPTEMBER 30, 2022

Pursuant to Local Government Code 2256.023 I, Melanie K. Bush, Montgomery County Treasurer and Investment Officer do hereby submit The Quarterly Investment Report to the Montgomery County Commissioner's Court for approval and for recording in the minutes of the Court and with the Montgomery County Clerk. The Investment Statements are reconciled monthly.


All investments are in compliance with both the Public Funds Investment Act and the Montgomery County Investment Policy. As determined by the Investment Committee, the investment strategy is passive, which maintains a liquid cash flow and safety of the investment as priorities.

The following documents contain a summary statement of each pooled fund group that states the beginning book value and the ending book value along with the fully accrued interest. For the purposes of Local Investment Pools and Certificates of Deposit, the market value and the book value approximate to the same value. The Montgomery County Investment Officer has no control or authority in the decisions of said Investment Pools as to how the investments are diversified. All banks follow the directive that all certificates of deposit shall be at a federally insured depository institution and the full amount of the principal and accrued interest is insured by the United States.

Furthermore, The Investment Pools are in compliance with Government Code 2256.016 and specifically to the reporting requirements of sections(c) (1) and (2). The Certificates of Deposit are in compliance with Government Code 2256.010

I, Melanie K. Bush, County Treasurer of Montgomery County, Texas, who being fully sworn upon oath says that the within and foregoing report is true and correct to the best of her knowledge.


Filed and accompanying vouchers this, the 25 day of October, 2022.



Melanie K. Bush, Montgomery County Treasurer


THE STATE OF TEXAS
COUNTY OF MONTGOMERY
AFFIDAVIT

The Commissioners' Court of Montgomery County, TX hereby certifies that they have reviewed the Quarterly Investment Report as presented, hereby approve the report and request that it be filed with the official minutes of this meeting. In addition, the below signatures affirm that the Investment Report complies with statutes as referenced. Local Government Code 2256.023 and the affidavit states the ending quarterly balance of investments that are in the custody of the County Treasurer equals \$162,307,596.82.




County Judge, Mark Keough

ABSENT

Commissioner Pct. 1 – Robert Walker



Commissioner Pct. 3 – James Noack

ABSENT


Commissioner Pct. 2 – Charlie Riley


Commissioner Pct. 4 – James Metts

Subscribed and sworn to before me, the County Judge and the County Commissioners of Montgomery County, Texas, each respectively on this 25 day of October, 2022.



(Affix Notary Seal)



NOTARY PUBLIC STATE OF Texas
My commission expires: 3/20/26

MONTGOMERY COUNTY QUARTERLY INVESTMENT REPORT
QUARTER ENDING SEPTEMBER 30, 2022



Montgomery County, TX
Melanie K. Bush
501 North Thompson Suite 201
Conroe, TX 77301
(936) 539-7844

QUARTERLY INVESTMENT REPORT FOR PERIOD ENDED SEPTEMBER 30, 2022.

SUBMITTED TO: COMMISSIONERS COURT, MONTGOMERY COUNTY
PREPARED BY: JAN AVERY, INVESTMENT MANAGER
PREPARED FOR: MELANIE K. BUSH, COUNTY TREASURER

This report is made in accordance with provisions of Govt. code 2256, The Public Funds Investment Act, amended effective September 1, 2011, which require quarterly reporting of investment transactions for county funds to the Commissioners Court. The investments held in Montgomery County's portfolio comply with the Public Funds Investment Act and with the County's Investment Policy and Strategies.

CASH AVAILABILITY:

Cash in our depository bank is kept at a minimum with excess funds being invested and matured to meet payroll and accounts payable requirements. A cash report is prepared Weekly and at the end of the month on the Woodforest Bank accounts. Average Daily Collected Balance in Woodforest National Bank, our depository bank, for the quarter October through December for the past two years.

	Avg. Daily Coll. Balance 2022	Avg. Daily Coll. Balance 2021
JULY	\$194,427,081.32	\$405,499,429.23
AUGUST	\$165,887,482.76	\$398,278,043.63
SEPTEMBER	\$148,153,217.28	\$367,504,861.09

We have depository contracts with Woodforest National Bank. The contracts are for 05/13/21 through 05/12/2023. Amegy Bank is the Depository for the Tax Assessor.

**MONTGOMERY COUNTY QUARTERLY INVESTMENT REPORT
 QUARTER ENDING SEPTEMBER 30, 2022**

INVESTMENTS:

	Amt of Dollars Invested 2022	Amt of Dollars Invested 2021
JULY	\$192,443,562.01	\$116,059,322.02
AUGUST	\$173,439,721.13	\$116,872,301.27
SEPTEMBER	\$162,307,596.82	\$115,433,713.74

The amount currently invested at 09/30/2022 is \$162,307,596.82 which includes interest posted for the month of September 2022 for MCTX and MCTRA accounts.

DIRECT INVESTMENTS MUNI BONDS:

	Book value	Maturity
County of Miami Dade Fl	\$4,998,881.24	4/1/2023
Federal Natl Mortgage Assn	\$3,347,626.20	5/22/2023
Federal Home Loan Bank	\$5,018,431.74	6/6/2023
NY & NJ Port Authority	\$4,491,364.82	7/1/2023
Federal Home Loan Mortgage Company	\$10,000,000.00	10/25/2023
Federal Home Loan Mortgage Company	\$9,869,625.05	11/2/2023
Federal Home Loan Bank	\$10,000,000.00	2/22/2024
Federal Farm Credit Bank	\$10,000,000.00	3/15/2024
Federal Home Loan Bank	\$5,000,000.00	4/12/2024
Federal Home Loan Bank	\$15,000,000.00	8/16/2024
Federal Home Loan Bank	\$15,000,000.00	10/28/2024
Federal Home Loan Bank	\$4,984,357.83	1/13/2025
Federal Home Loan Bank	\$9,933,266.22	1/13/2025
Total Direct Investments- September 30, 2022		\$107,643,553.10

MCTRA - TRUST ACCOUNTS WITH REGIONS BANK:

2018 DSR BOND PROCEEDS	\$6,449,014.08
2018 PROJ SUB ACCOUNT	\$6,394,759.30

**MONTGOMERY COUNTY QUARTERLY INVESTMENT REPORT
 QUARTER ENDING SEPTEMBER 30, 2022**

2018 DSR BOND PROCEEDS	\$0.00	
2018 OPS/MAIN	\$518,852.72	
2018 RESERVE FUND	\$1,003,987.28	
2018 Debt Service	\$412,254.53	
MCTRA -RESERVE	\$1,132,277.99	
MCTRA PROJ. ENH	\$15,149,094.52	
2018 RENEW/REPLACE	\$448,578.68	\$31,508,819.10

CERTIFICATES OF DEPOSIT:

Total CD's **\$0.00**

VARIOUS MUTUAL FUND AND POOL A \$0.00 **\$22,905,665.64**

MONEY MARKET BANK ACCOUNTS:

Guaranty Comm Bank - MM - 0.50 \$249,558.98 **\$249,558.98**

Direct Inves. Mutual Funds, MCTRA, Bank MM and CD's **\$162,307,596.82**

SAS 99 requires the auditor to identify and assess risk that may result in a misstatement due to fraud. The Treasurer, as the Chief Investment Officer, acknowledges that risks may occur. Risks may be associated with the selection of broker/dealers, diversification of investments and investment limitation. Through adherence to the Investment Policy and the Internal Controls listed in the policy, these risks are reduced. The Treasurer is actively reducing investment risk in several ways.

Applications for broker/dealers are reviewed and selected by the Treasurer and the Investment Committee.

To reduce risk of diversification of investments and investment limitations, reports of investments purchased, prepared for Commissioners Court and audited by the Auditor's office. Lastly, to protect against potential fraud and embezzlement, the investments are secured through third party custody and safekeeping procedures.

These programs and controls should mitigate the risk that may result in a misstatement due to fraud.



MONTGOMERY COUNTY INVESTMENTS
Portfolio Management
Portfolio Summary
July 31, 2022

Montgomery County, TX
 Melanie K. Bush
 501 North Thompson Suite 201
 Conroe, TX 77301
 (936)539-7844

Investments	Par Value	Market Value	Book Value	% of Portfolio	Term	Days to Maturity	YTM/C 360 Equiv.	YTM/C 365 Equiv.
Federal Agency Coupon Securities	102,883,000.00	102,607,533.66	102,607,533.66	63.81	840	180	1.294	1.312
Municipal Bonds	5,000,000.00	4,998,508.32	4,998,508.32	3.11	913	243	0.414	0.420
Compounding Cert of Deposits	30,143,238.01	30,143,238.01	30,143,238.01	18.74	425	28	0.447	0.453
Managed Pool Accounts	15,048,123.74	15,048,123.74	15,048,123.74	9.36	1	1	0.108	0.110
Mutual Funds	7,764,119.71	7,764,119.71	7,764,119.71	4.83	1	1	0.216	0.219
Money Market Accounts	249,329.75	249,329.75	249,329.75	0.16	1	1	0.345	0.350
Investments	161,087,811.21	160,810,853.19	160,810,853.19	100.00%	644	128	0.943	0.956

Total Earnings	July 31 Month Ending	Fiscal Year To Date
Current Year	153,186.50	2,181,031.14
Average Daily Balance	160,767,081.70	
Effective Rate of Return	1.12%	

Melanie K. Bush 8/12/22
 MELANIE K. BUSH, COUNTY TREASURER

Reporting period 07/01/2022-07/31/2022

Run Date: 08/04/2022 - 10:27

Portfolio MCTX
 AC
 PM (PRF_PM1) 7.3.11
 Report Ver. 7.3.11

MONTGOMERY COUNTY INVESTMENTS
Portfolio Management
Portfolio Details - Investments
July 31, 2022

CUSIP	Investment #	Issuer	Average Balance	Purchase Date	Par Value	Market Value	Book Value	Stated Rate	YTM/C 360	YTM/C 365	Days to Maturity	Maturity Date
Federal Agency Coupon Securities												
3133EMTD4		Federal Farm Credit Bank		03/15/2021	10,000,000.00	10,000,000.00	10,000,000.00	0.370	0.365	0.370	592	03/15/2024
3130APLB9		Federal Home Loan Bank		10/28/2021	15,000,000.00	15,000,000.00	15,000,000.00	0.850	0.838	0.850	88	10/28/2024
3130APP58		Federal Home Loan Bank		11/22/2021	10,000,000.00	10,000,000.00	10,000,000.00	0.625	0.616	0.625	21	02/22/2024
3130AQGT4		Federal Home Loan Bank		01/13/2022	5,000,000.00	4,983,216.07	4,983,216.07	1.100	1.223	1.240	165	01/13/2025
3130AQGT4		Federal Home Loan Bank		01/28/2022	10,000,000.00	9,928,060.60	9,928,060.60	1.100	1.401	1.420	165	01/13/2025
3130AQPZ0		Federal Home Loan Bank		02/16/2022	15,000,000.00	15,000,000.00	15,000,000.00	1.250	1.233	1.250	199	08/16/2024
313383CX7		Federal Home Loan Bank		03/22/2022	5,000,000.00	5,022,945.63	5,022,945.63	2.160	1.588	1.610	309	06/06/2023
3130ARFZ9		Federal Home Loan Bank		04/12/2022	5,000,000.00	5,000,000.00	5,000,000.00	2.150	2.121	2.150	72	04/12/2024
3134GW6E1		Federal Home Loan Mtg Corp		03/15/2022	10,000,000.00	9,847,804.51	9,847,804.51	0.320	1.630	1.652	93	11/02/2023
3134GXQM9		Federal Home Loan Mtg Corp		04/25/2022	10,000,000.00	10,000,000.00	10,000,000.00	2.400	2.358	2.391	24	10/25/2023
3135G04Q3		Federal National Mtg Assn		05/19/2022	3,383,000.00	3,337,358.13	3,337,358.13	0.250	2.071	2.100	294	05/22/2023
73358W4V3		NY & NJ PORT AUTHORITY		02/14/2022	4,500,000.00	4,488,148.72	4,488,148.72	1.086	1.500	1.521	334	07/01/2023
Subtotal and Average			102,598,848.11		102,883,000.00	102,607,533.66	102,607,533.66		1.294	1.312	180	
Municipal Bonds												
59333NN90		COUNTY OF MIAMI DADE FL		09/30/2020	5,000,000.00	4,998,508.32	4,998,508.32	0.375	0.414	0.420	243	04/01/2023
Subtotal and Average			4,998,420.91		5,000,000.00	4,998,508.32	4,998,508.32		0.414	0.420	243	
Compounding Cert of Deposits												
SYS10061		SPIRIT OF TEXAS BANK		02/27/2021	10,063,643.57	10,063,643.57	10,063,643.57	0.450	0.444	0.450	26	08/27/2022
SYS10063		SPIRIT OF TEXAS BANK		08/14/2021	10,042,175.42	10,042,175.42	10,042,175.42	0.460	0.454	0.460	13	08/14/2022
SYS10065		SPIRIT OF TEXAS BANK		09/14/2021	10,037,419.02	10,037,419.02	10,037,419.02	0.450	0.444	0.450	44	09/14/2022
Subtotal and Average			30,136,489.37		30,143,238.01	30,143,238.01	30,143,238.01		0.447	0.453	28	
Managed Pool Accounts												
SYS10073		TEXAS FIXED INCOME TRUST		12/29/2021	15,048,123.74	15,048,123.74	15,048,123.74	0.110	0.108	0.110	1	
Subtotal and Average			15,030,147.16		15,048,123.74	15,048,123.74	15,048,123.74		0.108	0.110	1	
Mutual Funds												
SYS10015		AIM FUNDS		09/01/2020	0.00	0.00	0.00	0.090	0.089	0.090	1	
SYS10016		AIM FUNDS		09/01/2020	0.00	0.00	0.00	0.090	0.089	0.090	1	
SYS10018		AIM FUNDS		09/01/2020	0.00	0.00	0.00	0.090	0.089	0.090	1	
SYS10017		AIM FUNDS		09/01/2020	0.00	0.00	0.00	0.090	0.089	0.090	1	
SYS10000		FUNDS MANAGEMENT		09/01/2020	0.00	0.00	0.00	0.040	0.039	0.040	1	
SYS10001		FUNDS MANAGEMENT		09/01/2020	0.00	0.00	0.00	0.040	0.039	0.040	1	
SYS10002		FUNDS MANAGEMENT		09/01/2020	0.00	0.00	0.00	0.040	0.039	0.040	1	
SYS10019		LOGIC INVESTMENTS		09/01/2020	0.00	0.00	0.00	0.257	0.253	0.257	1	
SYS10020		LOGIC INVESTMENTS		09/01/2020	0.00	0.00	0.00	0.257	0.253	0.257	1	

MONTGOMERY COUNTY INVESTMENTS
Portfolio Management
Portfolio Details - Investments
July 31, 2022

CUSIP	Investment #	Issuer	Average Balance	Purchase Date	Par Value	Market Value	Book Value	Stated Rate	YTM/C 360	YTM/C 365	Days to Maturity	Maturity Date
Mutual Funds												
SYS10021		LOGIC INVESTMENTS		09/01/2020	0.00	0.00	0.00	0.257	0.253	0.257	1	
SYS10022		LOGIC INVESTMENTS		09/01/2020	0.00	0.00	0.00	0.257	0.253	0.257	1	
SYS10023		PROVIDENT		09/01/2020	0.00	0.00	0.00	0.050	0.049	0.050	1	
SYS10024		PROVIDENT		09/01/2020	0.00	0.00	0.00	0.050	0.049	0.050	1	
SYS10025		PROVIDENT		09/01/2020	0.00	0.00	0.00	0.050	0.049	0.050	1	
SYS10026		PROVIDENT		09/01/2020	0.00	0.00	0.00	0.050	0.049	0.050	1	
SYS10011		TEXPOOL INVESTMENTS		09/01/2020	11,176.84	11,176.84	11,176.84	0.150	0.148	0.150	1	
SYS10012		TEXPOOL INVESTMENTS		09/01/2020	584,420.93	584,420.93	584,420.93	0.150	0.148	0.150	1	
SYS10013		TEXPOOL INVESTMENTS		09/01/2020	74,545.45	74,545.45	74,545.45	0.150	0.148	0.150	1	
SYS10014		TEXPOOL INVESTMENTS		09/01/2020	0.00	0.00	0.00	0.160	0.158	0.160	1	
SYS10028		TEXAS CLASS		09/01/2020	41,033.13	41,033.13	41,033.13	0.220	0.216	0.220	1	
SYS10029		TEXAS CLASS		09/01/2020	2,739,499.68	2,739,499.68	2,739,499.68	0.272	0.268	0.272	1	
SYS10030		TEXAS CLASS		09/01/2020	83,659.63	83,659.63	83,659.63	0.272	0.268	0.272	1	
SYS10031		TEXAS CLASS		09/01/2020	2,901,651.51	2,901,651.51	2,901,651.51	0.220	0.216	0.220	1	
SYS10032		TEXAS CLASS		09/01/2020	137,624.72	137,624.72	137,624.72	0.220	0.216	0.220	1	
SYS10033		TEXAS CLASS		09/01/2020	171,465.26	171,465.26	171,465.26	0.220	0.216	0.220	1	
SYS10049		TEXAS CLASS		09/01/2020	2,113.88	2,113.88	2,113.88	0.220	0.216	0.220	1	
SYS10034		TEXSTAR INVESTMENTS		09/01/2020	692,279.86	692,279.86	692,279.86	0.116	0.114	0.116	1	
SYS10035		TEXSTAR INVESTMENTS		09/01/2020	0.00	0.00	0.00	0.116	0.114	0.116	1	
SYS10036		TEXSTAR INVESTMENTS		09/01/2020	324,648.82	324,648.82	324,648.82	0.116	0.114	0.116	1	
Subtotal and Average			7,753,932.31		7,764,119.71	7,764,119.71	7,764,119.71	0.216	0.219		1	
Money Market Accounts												
SYS10037		GUARANTY BANK		09/01/2020	249,329.75	249,329.75	249,329.75	0.350	0.345	0.350	1	
SYS10050		GUARANTY BANK		09/18/2020	0.00	0.00	0.00	0.350	0.345	0.350	1	
SYS10051		GUARANTY BANK		09/18/2020	0.00	0.00	0.00	0.350	0.345	0.350	1	
SYS10052		GUARANTY BANK		09/18/2020	0.00	0.00	0.00	0.350	0.345	0.350	1	
SYS10053		GUARANTY BANK		09/18/2020	0.00	0.00	0.00	0.350	0.345	0.350	1	
SYS10054		GUARANTY BANK		09/18/2020	0.00	0.00	0.00	0.350	0.345	0.350	1	
Subtotal and Average			249,243.84		249,329.75	249,329.75	249,329.75	0.345	0.350		1	
Total and Average			160,767,081.70		161,087,811.21	160,810,853.19	160,810,853.19	0.943	0.956		128	

MONTGOMERY COUNTY INVESTMENTS
Portfolio Management
Portfolio Details - Cash
July 31, 2022

CUSIP	Investment #	Issuer	Average Balance	Purchase Date	Par Value	Market Value	Book Value	Stated Rate	YTM/C 360	YTM/C 365	Days to Maturity
Average Balance			0.00								0
Total Cash and Investments			160,767,081.70		161,087,811.21	160,810,853.19	160,810,853.19		0.943	0.956	128



MONTGOMERY COUNTY INVESTMENTS
Portfolio Management
Portfolio Summary
September 30, 2022

Montgomery County, TX
 Melanie K. Bush
 501 North Thompson Suite 201
 Conroe, TX 77301
 (936)539-7844

Investments	Par Value	Market Value	Book Value	% of Portfolio	Term	Days to Maturity	YTM/C 360 Equiv.	YTM/C 365 Equiv.
Federal Agency Coupon Securities	102,883,000.00	102,644,671.86	102,644,671.86	78.48	840	134	1.295	1.313
Municipal Bonds	5,000,000.00	4,998,881.24	4,998,881.24	3.82	913	182	0.414	0.420
Managed Pool Accounts	15,109,083.90	15,109,083.90	15,109,083.90	11.55	1	1	0.108	0.110
Mutual Funds	7,796,581.74	7,796,581.74	7,796,581.74	5.96	1	1	0.216	0.219
Money Market Accounts	249,558.98	249,558.98	249,558.98	0.19	1	1	0.345	0.350
Investments	131,038,224.62	130,798,777.72	130,798,777.72	100.00%	694	112	1.058	1.073

Total Earnings	September 30 Month Ending	Fiscal Year To Date	Fiscal Year Ending
Current Year	161,578.25	2,517,620.16	2,517,620.16
Average Daily Balance	135,092,678.28		
Effective Rate of Return	1.46%		

Melanie K. Bush

 MELANIE K. BUSH, COUNTY TREASURER

10/18/2022

MONTGOMERY COUNTY INVESTMENTS
Portfolio Management
Portfolio Details - Investments
September 30, 2022

CUSIP	Investment #	Issuer	Average Balance	Purchase Date	Par Value	Market Value	Book Value	Stated Rate	YTM/C 360	YTM/C 365	Days to Maturity	Maturity Date
Federal Agency Coupon Securities												
3133EMTD4		Federal Farm Credit Bank		03/15/2021	10,000,000.00	10,000,000.00	10,000,000.00	0.370	0.365	0.370	531	03/15/2024
3130APLB9		Federal Home Loan Bank		10/28/2021	15,000,000.00	15,000,000.00	15,000,000.00	0.850	0.838	0.850	27	10/28/2024
3130APP58		Federal Home Loan Bank		11/22/2021	10,000,000.00	10,000,000.00	10,000,000.00	0.625	0.616	0.625	52	02/22/2024
3130AQGT4		Federal Home Loan Bank		01/13/2022	5,000,000.00	4,984,357.83	4,984,357.83	1.100	1.223	1.240	104	01/13/2025
3130AQGT4		Federal Home Loan Bank		01/28/2022	10,000,000.00	9,933,266.22	9,933,266.22	1.100	1.401	1.420	104	01/13/2025
3130AQPZ0		Federal Home Loan Bank		02/16/2022	15,000,000.00	15,000,000.00	15,000,000.00	1.250	1.233	1.250	138	08/16/2024
313383CX7		Federal Home Loan Bank		03/22/2022	5,000,000.00	5,018,431.74	5,018,431.74	2.160	1.588	1.610	248	06/06/2023
3130ARFZ9		Federal Home Loan Bank		04/12/2022	5,000,000.00	5,000,000.00	5,000,000.00	2.150	2.121	2.150	11	04/12/2024
3134GW6E1		Federal Home Loan Mtg Corp		03/15/2022	10,000,000.00	9,869,625.05	9,869,625.05	0.320	1.630	1.652	32	11/02/2023
3134GXQM9		Federal Home Loan Mtg Corp		04/25/2022	10,000,000.00	10,000,000.00	10,000,000.00	2.400	2.367	2.400	24	10/25/2023
3135G04Q3		Federal National Mtg Assn		05/19/2022	3,383,000.00	3,347,626.20	3,347,626.20	0.250	2.071	2.100	233	05/22/2023
73358W4V3		NY & NJ PORT AUTHORITY		02/14/2022	4,500,000.00	4,491,364.82	4,491,364.82	1.086	1.500	1.521	273	07/01/2023
Subtotal and Average			102,635,696.79		102,883,000.00	102,644,671.86	102,644,671.86	1.295	1.313	1.313	134	
Municipal Bonds												
59333NN90		COUNTY OF MIAMI DADE FL		09/30/2020	5,000,000.00	4,998,881.24	4,998,881.24	0.375	0.414	0.420	182	04/01/2023
Subtotal and Average			4,998,791.12		5,000,000.00	4,998,881.24	4,998,881.24	0.414	0.420	0.420	182	
Compounding Cert of Deposits												
SYS10065		SPIRIT OF TEXAS BANK		09/14/2021	0.00	0.00	0.00	0.450	0.444	0.450	0	09/14/2022
Subtotal and Average			4,351,210.60		0.00	0.00	0.00	0.000	0.000	0.000	0	
Managed Pool Accounts												
SYS10073		TEXAS FIXED INCOME TRUST		12/29/2021	15,109,083.90	15,109,083.90	15,109,083.90	0.110	0.108	0.110	1	
Subtotal and Average			15,078,081.31		15,109,083.90	15,109,083.90	15,109,083.90	0.108	0.110	0.110	1	
Mutual Funds												
SYS10015		AIM FUNDS		09/01/2020	0.00	0.00	0.00	0.090	0.089	0.090	1	
SYS10016		AIM FUNDS		09/01/2020	0.00	0.00	0.00	0.090	0.089	0.090	1	
SYS10018		AIM FUNDS		09/01/2020	0.00	0.00	0.00	0.090	0.089	0.090	1	
SYS10017		AIM FUNDS		09/01/2020	0.00	0.00	0.00	0.090	0.089	0.090	1	
SYS10000		FUNDS MANAGEMENT		09/01/2020	0.00	0.00	0.00	0.040	0.039	0.040	1	
SYS10001		FUNDS MANAGEMENT		09/01/2020	0.00	0.00	0.00	0.040	0.039	0.040	1	
SYS10002		FUNDS MANAGEMENT		09/01/2020	0.00	0.00	0.00	0.040	0.039	0.040	1	
SYS10019		LOGIC INVESTMENTS		09/01/2020	0.00	0.00	0.00	0.257	0.253	0.257	1	
SYS10020		LOGIC INVESTMENTS		09/01/2020	0.00	0.00	0.00	0.257	0.253	0.257	1	
SYS10021		LOGIC INVESTMENTS		09/01/2020	0.00	0.00	0.00	0.257	0.253	0.257	1	
SYS10022		LOGIC INVESTMENTS		09/01/2020	0.00	0.00	0.00	0.257	0.253	0.257	1	

MONTGOMERY COUNTY INVESTMENTS
Portfolio Management
Portfolio Details - Investments
September 30, 2022

CUSIP	Investment #	Issuer	Average Balance	Purchase Date	Par Value	Market Value	Book Value	Stated Rate	YTM/C 360	YTM/C 365	Days to Maturity	Maturity Date
Mutual Funds												
SYS10023		PROVIDENT		09/01/2020	0.00	0.00	0.00	0.050	0.049	0.050	1	
SYS10024		PROVIDENT		09/01/2020	0.00	0.00	0.00	0.050	0.049	0.050	1	
SYS10025		PROVIDENT		09/01/2020	0.00	0.00	0.00	0.050	0.049	0.050	1	
SYS10026		PROVIDENT		09/01/2020	0.00	0.00	0.00	0.050	0.049	0.050	1	
SYS10011		TEXPOOL INVESTMENTS		09/01/2020	11,219.57	11,219.57	11,219.57	0.150	0.148	0.150	1	
SYS10012		TEXPOOL INVESTMENTS		09/01/2020	586,655.48	586,655.48	586,655.48	0.150	0.148	0.150	1	
SYS10013		TEXPOOL INVESTMENTS		09/01/2020	74,830.47	74,830.47	74,830.47	0.150	0.148	0.150	1	
SYS10014		TEXPOOL INVESTMENTS		09/01/2020	0.00	0.00	0.00	0.160	0.158	0.160	1	
SYS10028		TEXAS CLASS		09/01/2020	41,210.71	41,210.71	41,210.71	0.220	0.216	0.220	1	
SYS10029		TEXAS CLASS		09/01/2020	2,751,354.44	2,751,354.44	2,751,354.44	0.272	0.268	0.272	1	
SYS10030		TEXAS CLASS		09/01/2020	84,021.65	84,021.65	84,021.65	0.272	0.268	0.272	1	
SYS10031		TEXAS CLASS		09/01/2020	2,914,207.96	2,914,207.96	2,914,207.96	0.220	0.216	0.220	1	
SYS10032		TEXAS CLASS		09/01/2020	138,220.27	138,220.27	138,220.27	0.220	0.216	0.220	1	
SYS10033		TEXAS CLASS		09/01/2020	172,207.25	172,207.25	172,207.25	0.220	0.216	0.220	1	
SYS10049		TEXAS CLASS		09/01/2020	2,123.02	2,123.02	2,123.02	0.220	0.216	0.220	1	
SYS10034		TEXSTAR INVESTMENTS		09/01/2020	692,279.86	692,279.86	692,279.86	0.116	0.114	0.116	1	
SYS10035		TEXSTAR INVESTMENTS		09/01/2020	0.00	0.00	0.00	0.116	0.114	0.116	1	
SYS10036		TEXSTAR INVESTMENTS		09/01/2020	328,251.06	328,251.06	328,251.06	0.116	0.114	0.116	1	
Subtotal and Average			7,779,448.47		7,796,581.74	7,796,581.74	7,796,581.74	0.216	0.219	0.216	1	
Money Market Accounts												
SYS10037		GUARANTY BANK		09/01/2020	249,558.98	249,558.98	249,558.98	0.350	0.345	0.350	1	
SYS10050		GUARANTY BANK		09/18/2020	0.00	0.00	0.00	0.350	0.345	0.350	1	
SYS10051		GUARANTY BANK		09/18/2020	0.00	0.00	0.00	0.350	0.345	0.350	1	
SYS10052		GUARANTY BANK		09/18/2020	0.00	0.00	0.00	0.350	0.345	0.350	1	
SYS10053		GUARANTY BANK		09/18/2020	0.00	0.00	0.00	0.350	0.345	0.350	1	
SYS10054		GUARANTY BANK		09/18/2020	0.00	0.00	0.00	0.350	0.345	0.350	1	
Subtotal and Average			249,449.98		249,558.98	249,558.98	249,558.98	0.345	0.350	0.350	1	
Total and Average			135,092,678.28		131,038,224.62	130,798,777.72	130,798,777.72	1.058	1.073	1.073	112	

MONTGOMERY COUNTY INVESTMENTS

Portfolio Management

Portfolio Details - Cash

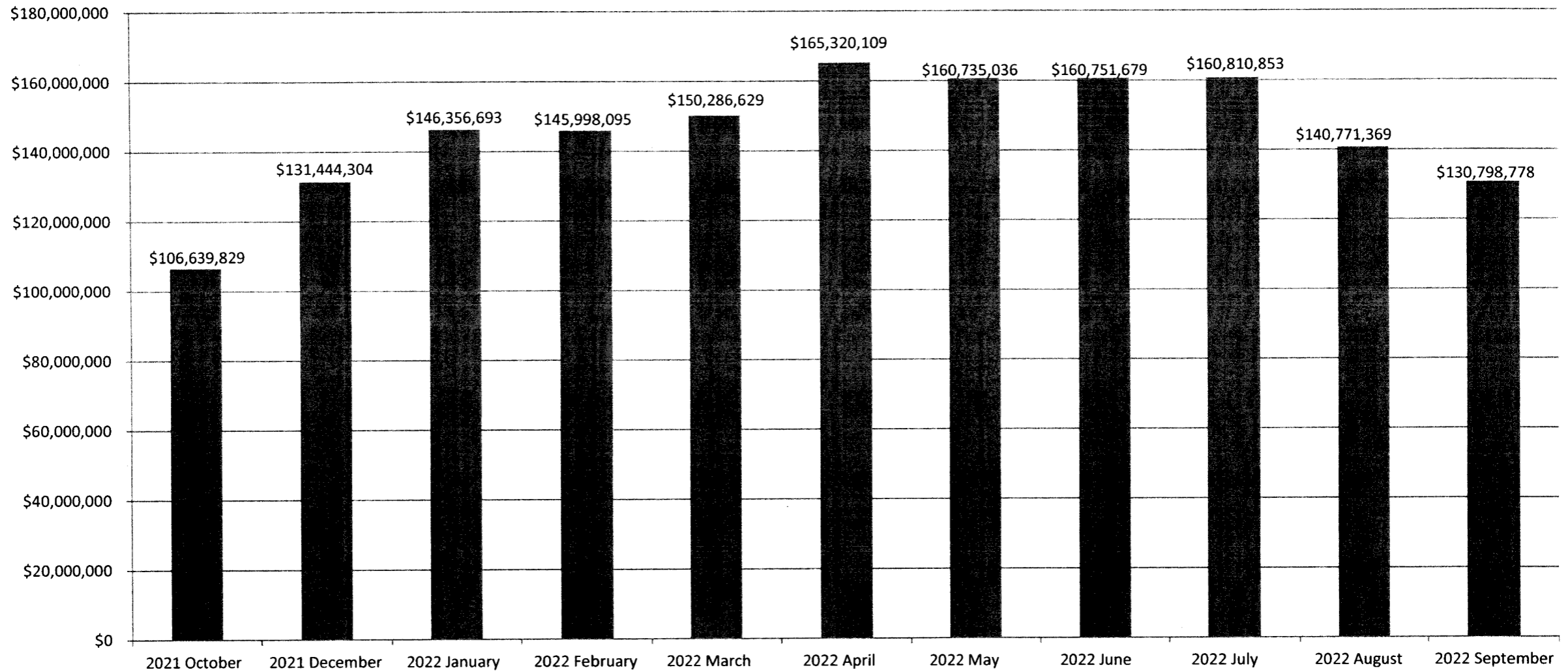
September 30, 2022

CUSIP	Investment #	Issuer	Average Balance	Purchase Date	Par Value	Market Value	Book Value	Stated Rate	YTM/C 360	YTM/C 365	Days to Maturity
		Average Balance	0.00								0
		Total Cash and Investments	135,092,678.28		131,038,224.62	130,798,777.72	130,798,777.72		1.058	1.073	112



MELANIE K. BUSH
MONTGOMERY COUNTY TREASURER
501 North Thompson, Suite 201, Conroe, Texas 77301
(936) 539-7844

MCTX Book Value History 2021 -2022 FYE





MELANIE K. BUSH
MONTGOMERY COUNTY TREASURER
 501 North Thompson, Suite 201, Conroe, Texas 77301
 Phone: (936) 539-7844

MCTX Investment Portfolio Detail
Fiscal Year 2021-2022
Quarter ending September 30, 2022

CUSIP / Investment #	Issuer	Purchase Date	Par Value	Market Value	Book Value	Stated Rate	Days to Maturity	YTM/C	Maturity Date
General Fund									
Compounding Cert of Deposits									
[REDACTED]	SPIRIT OF TEXAS BANK	9/14/2021	0.00	0.00	0.00	0.450		0.450	9/14/2022
Federal Agency Coupon Securities									
[REDACTED]	NY & NJ PORT AUTHORITY	2/14/2022	4,500,000.00	4,491,364.82	4,491,364.82	1.086	273	1.521	7/1/2023
[REDACTED]	Federal Farm Credit Bank	3/15/2021	10,000,000.00	10,000,000.00	10,000,000.00	0.370	531	0.370	3/15/2024
[REDACTED]	Federal Home Loan Bank	10/28/2021	15,000,000.00	15,000,000.00	15,000,000.00	0.850	27	0.850	10/28/2024
[REDACTED]	Federal Home Loan Bank	11/22/2021	10,000,000.00	10,000,000.00	10,000,000.00	0.625	52	0.625	2/22/2024
[REDACTED]	Federal Home Loan Bank	1/13/2022	5,000,000.00	4,984,357.83	4,984,357.83	1.100	104	1.240	1/13/2025
[REDACTED]	Federal Home Loan Bank	1/28/2022	10,000,000.00	9,933,266.22	9,933,266.22	1.100	104	1.420	1/13/2025
[REDACTED]	Federal Home Loan Bank	2/16/2022	15,000,000.00	15,000,000.00	15,000,000.00	1.250	138	1.250	8/16/2024
[REDACTED]	Federal Home Loan Bank	3/22/2022	5,000,000.00	5,018,431.74	5,018,431.74	2.160	248	1.610	6/6/2023
[REDACTED]	Federal Home Loan Bank	4/12/2022	5,000,000.00	5,000,000.00	5,000,000.00	2.150	11	2.150	4/12/2024
[REDACTED]	Federal Home Loan Mtg Corp	3/15/2022	10,000,000.00	9,869,625.05	9,869,625.05	0.320	32	1.652	11/2/2023
[REDACTED]	Federal Home Loan Mtg Corp	4/25/2022	10,000,000.00	10,000,000.00	10,000,000.00	2.400	24	2.400	10/25/2023
Managed Pool Accounts									

	TEXAS FIXED INCOME TRUST	12/29/2021	15,109,083.90	15,109,083.90	15,109,083.90	0.110	1	0.110	
Money Market Accounts									
	GUARANTY BANK	9/1/2020	249,558.98	249,558.98	249,558.98	0.350	1	0.350	
	GUARANTY BANK	9/18/2020	0.00	0.00	0.00	0.350	1	0.350	
Municipal Bonds									
	COUNTY OF MIAMI DADE FL	9/30/2020	5,000,000.00	4,998,881.24	4,998,881.24	0.375	182	0.420	4/1/2023
Mutual Funds									
	AIM FUNDS	9/1/2020	0.00	0.00	0.00	0.090	1	0.090	
	FUNDS MANAGEMENT	9/1/2020	0.00	0.00	0.00	0.040	1	0.040	
	LOGIC INVESTMENTS	9/1/2020	0.00	0.00	0.00	0.257	1	0.257	
	PROVIDENT	9/1/2020	0.00	0.00	0.00	0.050	1	0.050	
	TEXAS CLASS	9/1/2020	2,123.02	2,123.02	2,123.02	0.220	1	0.220	
	TEXPOOL INVESTMENTS	9/1/2020	11,219.57	11,219.57	11,219.57	0.150	1	0.150	
	TEXPOOL INVESTMENTS	9/1/2020	0.00	0.00	0.00	0.160	1	0.160	
	TEXSTAR INVESTMENTS	9/1/2020	0.00	0.00	0.00	0.116	1	0.116	
			<u>\$119,871,985.47</u>	<u>\$119,667,912.37</u>	<u>\$119,667,912.37</u>				

Road & Bridge

Federal Agency Coupon Securities

	Federal National Mtg Assn	5/19/2022	3,383,000.00	3,347,626.20	3,347,626.20	0.250	233	2.100	5/22/2023
--	---------------------------	-----------	--------------	--------------	--------------	-------	-----	-------	-----------

Money Market Accounts

	GUARANTY BANK	9/18/2020	0.00	0.00	0.00	0.350	1	0.350	
--	---------------	-----------	------	------	------	-------	---	-------	--

Mutual Funds

	AIM FUNDS	9/1/2020	0.00	0.00	0.00	0.090	1	0.090	
	FUNDS MANAGEMENT	9/1/2020	0.00	0.00	0.00	0.040	1	0.040	
	LOGIC INVESTMENTS	9/1/2020	0.00	0.00	0.00	0.257	1	0.257	
	TEXSTAR INVESTMENTS	9/1/2020	328,251.06	328,251.06	328,251.06	0.116	1	0.116	
			<u>\$3,711,251.06</u>	<u>\$3,675,877.26</u>	<u>\$3,675,877.26</u>				

Law Library

Money Market Accounts

██████████	GUARANTY BANK	9/18/2020	0.00	0.00	0.00	0.350	1	0.350
------------	---------------	-----------	------	------	------	-------	---	-------

Mutual Funds

██████████	AIM FUNDS	9/1/2020	0.00	0.00	0.00	0.090	1	0.090
	PROVIDENT	9/1/2020	0.00	0.00	0.00	0.050	1	0.050
			<u>\$0.00</u>	<u>\$0.00</u>	<u>\$0.00</u>			

CO. CLK. REC. MGMT & PRESERV.**Mutual Funds**

██████████	TEXAS CLASS	9/1/2020	<u>2,914,207.96</u>	<u>2,914,207.96</u>	<u>2,914,207.96</u>	0.220	1	0.220
			\$2,914,207.96	\$2,914,207.96	\$2,914,207.96			

DIST. CLK REC. MGMT & PRESERV**Mutual Funds**

██████████	TEXAS CLASS	9/1/2020	<u>138,220.27</u>	<u>138,220.27</u>	<u>138,220.27</u>	0.220	1	0.220
			\$138,220.27	\$138,220.27	\$138,220.27			

DC RECORDS PRESERV.**Mutual Funds**

██████████	TEXAS CLASS	9/1/2020	<u>84,021.65</u>	<u>84,021.65</u>	<u>84,021.65</u>	0.272	1	0.272
			\$84,021.65	\$84,021.65	\$84,021.65			

CNTY & DIST COURT DIG. PRESERV**Mutual Funds**

██████████	TEXAS CLASS	9/1/2020	<u>172,207.25</u>	<u>172,207.25</u>	<u>172,207.25</u>	0.220	1	0.220
			\$172,207.25	\$172,207.25	\$172,207.25			

Contracts Election Service**Mutual Funds**

██████████	TEXPOOL INVESTMENTS	9/1/2020	<u>74,830.47</u>	<u>74,830.47</u>	<u>74,830.47</u>	0.150	1	0.150
			\$74,830.47	\$74,830.47	\$74,830.47			

GRANT

Mutual Funds

██████████	TEXSTAR INVESTMENTS	9/1/2020	692,279.86	692,279.86	692,279.86	0.116	1	0.116
			<u>\$692,279.86</u>	<u>\$692,279.86</u>	<u>\$692,279.86</u>			

Debt Service

Money Market Accounts

██████████	GUARANTY BANK	9/18/2020	0.00	0.00	0.00	0.350	1	0.350
------------	---------------	-----------	------	------	------	-------	---	-------

Mutual Funds

██████████	AIM FUNDS	9/1/2020	0.00	0.00	0.00	0.090	1	0.090
	FUNDS MANAGEMENT	9/1/2020	0.00	0.00	0.00	0.040	1	0.040
	PROVIDENT	9/1/2020	0.00	0.00	0.00	0.050	1	0.050
	TEXAS CLASS	9/1/2020	41,210.71	41,210.71	41,210.71	0.220	1	0.220
	TEXPOOL INVESTMENTS	9/1/2020	586,655.48	586,655.48	586,655.48	0.150	1	0.150
			<u>\$627,866.19</u>	<u>\$627,866.19</u>	<u>\$627,866.19</u>			

CP REV. TOLL BONDS 2010

Mutual Funds

██████████	TEXAS CLASS	9/1/2020	2,751,354.44	2,751,354.44	2,751,354.44	0.272	1	0.272
			<u>\$2,751,354.44</u>	<u>\$2,751,354.44</u>	<u>\$2,751,354.44</u>			

CP RB 2012

Money Market Accounts

██████████	GUARANTY BANK	9/18/2020	0.00	0.00	0.00	0.350	1	0.350
------------	---------------	-----------	------	------	------	-------	---	-------

Mutual Funds

██████████	PROVIDENT	9/1/2020	0.00	0.00	0.00	0.050	1	0.050
			<u>\$0.00</u>	<u>\$0.00</u>	<u>\$0.00</u>			

CP RB 2016

Mutual Funds

██████████	LOGIC INVESTMENTS	9/1/2020	0.00	0.00	0.00	0.257	1	0.257
------------	-------------------	----------	------	------	------	-------	---	-------

\$0.00 \$0.00 \$0.00

CP RB 2016A

Mutual Funds

██████████	LOGIC INVESTMENTS	9/1/2020	<u>0.00</u>	<u>0.00</u>	<u>0.00</u>	0.257	1	0.257
			\$0.00	\$0.00	\$0.00			

Total 131,038,224.62 130,798,777.72 130,798,777.72



**MONTGOMERY CO TOLL ROAD
Portfolio Management
Portfolio Summary
July 31, 2022**

Montgomery County, TX
Melanie K. Bush
501 North Thompson Suite 201
Conroe, TX 77301
(936)539-7844

Investments	Par Value	Market Value	Book Value	% of Portfolio	Term	Days to Maturity	YTM 360 Equiv.	YTM 365 Equiv.
Money Market Accounts	31,632,708.82	31,632,708.82	31,632,708.82	100.00	1	1	0.000	0.000
Investments	31,632,708.82	31,632,708.82	31,632,708.82	100.00%	1	1	0.000	0.000

Total Earnings	July 31 Month Ending	Fiscal Year To Date
Current Year	17,577.67	70,314.97
Average Daily Balance	31,153,012.55	
Effective Rate of Return	0.66%	

Melanie K. Bush 8/12/22

 MELANIE K. BUSH, COUNTY TREASURER

Reporting period 07/01/2022-07/31/2022

Run Date: 08/03/2022 - 16:18

Portfolio MTRA
CC
PM (PRF_PM1) 7.3.11
Report Ver. 7.3.11

MONTGOMERY CO TOLL ROAD
Portfolio Management
Portfolio Details - Investments
July 31, 2022

CUSIP	Investment #	Issuer	Average Balance	Purchase Date	Par Value	Market Value	Book Value	Stated Rate	YTM 360	YTM 365	Days to Maturity	Maturity Date
Money Market Accounts												
192826105	████	FIDELITY		09/01/2020	1,125,252.90	1,125,252.90	1,125,252.90		0.000	0.000	1	
192826105	████	FIDELITY		09/01/2020	1,827,902.07	1,827,902.07	1,827,902.07		0.000	0.000	1	
192826105	████	FIDELITY		09/01/2020	6,431,765.26	6,431,765.26	6,431,765.26		0.000	0.000	1	
192826105	████	FIDELITY		09/01/2020	517,464.97	517,464.97	517,464.97		0.000	0.000	1	
192826105	████	FIDELITY		09/01/2020	458,837.89	458,837.89	458,837.89		0.000	0.000	1	
192826105	████	FIDELITY		09/01/2020	1,001,301.97	1,001,301.97	1,001,301.97		0.000	0.000	1	
192826105	████	FIDELITY		09/01/2020	13,892,551.20	13,892,551.20	13,892,551.20		0.000	0.000	1	
192826105	████	FIDELITY		09/01/2020	6,377,632.56	6,377,632.56	6,377,632.56		0.000	0.000	1	
192826105	████	FIDELITY		09/01/2020	0.00	0.00	0.00		0.000	0.000	1	
		Subtotal and Average	31,153,012.55		31,632,708.82	31,632,708.82	31,632,708.82		0.000	0.000	1	
GIC/GAC												
GIC007725	████	CITIGROUP GLOBAL MARKETS INC		09/01/2020	0.00	0.00	0.00		0.000	0.000	1	
		Subtotal and Average	0.00		0.00	0.00	0.00		0.000	0.000	0	
		Total and Average	31,153,012.55		31,632,708.82	31,632,708.82	31,632,708.82		0.000	0.000	1	



**MONTGOMERY CO TOLL ROAD
Portfolio Management
Portfolio Summary
September 30, 2022**

Montgomery County, TX
Melanie K. Bush
501 North Thompson Suite 201
Conroe, TX 77301
(936)539-7844

Investments	Par Value	Market Value	Book Value	% of Portfolio	Term	Days to Maturity	YTM 360 Equiv.	YTM 365 Equiv.
Money Market Accounts	31,508,819.10	31,508,819.10	31,508,819.10	100.00	1	1	0.000	0.000
Investments	31,508,819.10	31,508,819.10	31,508,819.10	100.00%	1	1	0.000	0.000

Total Earnings	September 30 Month Ending	Fiscal Year To Date	Fiscal Year Ending
Current Year	50,559.24	154,938.15	154,938.15
Average Daily Balance	32,023,721.59		
Effective Rate of Return	1.92%		

Melanie K. Bush

 MELANIE K. BUSH, COUNTY TREASURER 10/18/2022

MONTGOMERY CO TOLL ROAD
Portfolio Management
Portfolio Details - Investments
September 30, 2022

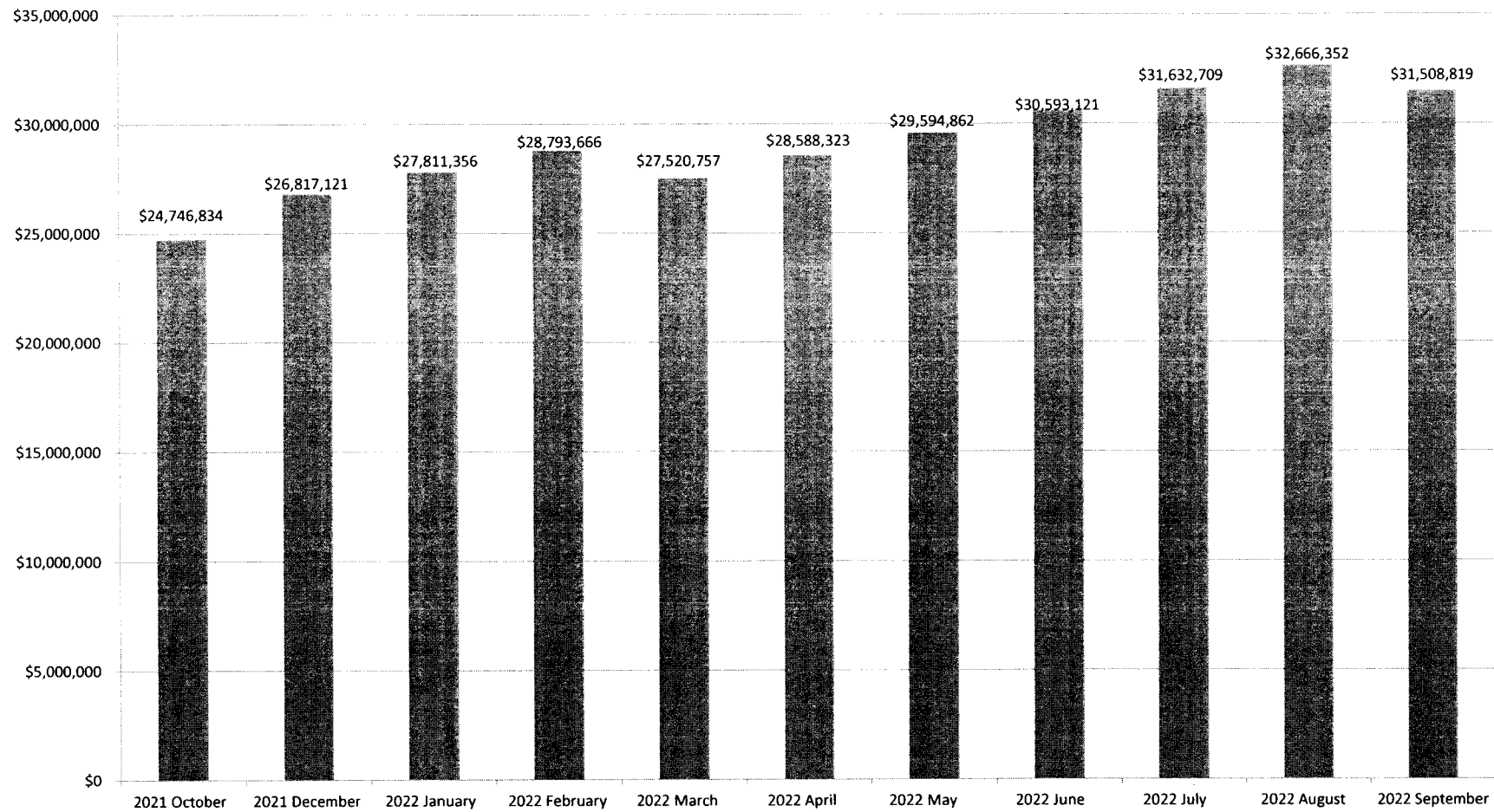
CUSIP	Investment #	Issuer	Average Balance	Purchase Date	Par Value	Market Value	Book Value	Stated Rate	YTM 360	YTM 365	Days to Maturity	Maturity Date
Money Market Accounts												
192826105	████	FIDELITY		09/01/2020	1,132,277.99	1,132,277.99	1,132,277.99	0.000	0.000		1	
192826105	████	FIDELITY		09/01/2020	412,254.53	412,254.53	412,254.53	0.000	0.000		1	
192826105	████	FIDELITY		09/01/2020	6,449,014.08	6,449,014.08	6,449,014.08	0.000	0.000		1	
192826105	████	FIDELITY		09/01/2020	518,852.72	518,852.72	518,852.72	0.000	0.000		1	
192826105	████	FIDELITY		09/01/2020	448,578.68	448,578.68	448,578.68	0.000	0.000		1	
192826105	████	FIDELITY		09/01/2020	1,003,987.28	1,003,987.28	1,003,987.28	0.000	0.000		1	
192826105	████	FIDELITY		09/01/2020	15,149,094.52	15,149,094.52	15,149,094.52	0.000	0.000		1	
192826105	████	FIDELITY		09/01/2020	6,394,759.30	6,394,759.30	6,394,759.30	0.000	0.000		1	
192826105	████	FIDELITY		09/01/2020	0.00	0.00	0.00	0.000	0.000		1	
		Subtotal and Average	32,023,721.59		31,508,819.10	31,508,819.10	31,508,819.10	0.000	0.000		1	
GIC/GAC												
GIC007725	████	CITIGROUP GLOBAL MARKETS INC		09/01/2020	0.00	0.00	0.00	0.000	0.000		1	
		Subtotal and Average	0.00		0.00	0.00	0.00	0.000	0.000		0	
		Total and Average	32,023,721.59		31,508,819.10	31,508,819.10	31,508,819.10	0.000	0.000		1	



Melanie K. Bush
Montgomery County Treasurer

501 North Thompson, Suite 201, Conroe, Texas 77301
Phone: (936) 539-7844
Fax: (936) 760-6960

**MCTRA BOOK VALUE HISTORY - OCTOBER 2021 -
SEPTEMBER 2022**





MCTRA INVESTMENT PORTFOLIO DETAIL
Fiscal Year 2021 - 2022
Quarter ending September 30, 2022

MELANIE K. BUSH
 MONTGOMERY COUNTY TREASURER
 501 North Thompson, Suite 201, Conroe TX 77301
 (936) 539-7844

CUSIP / Investment #	Issuer	Purchase Date	Par Value	Market Value	Book Value	Stated Rate	Days to	YTM/C	Maturity Date
<u>2018 PROJECT *5962</u>									
Money Market Accounts									
██████████	FIDELITY	9/1/2020	6,394,759.30	6,394,759.30	6,394,759.30	0.000	1	0.000	
			\$6,394,759.30	\$6,394,759.30	\$6,394,759.30				
<u>RENEW/REPL *5959</u>									
Money Market Accounts									
██████████	FIDELITY	9/1/2020	1,003,987.28	1,003,987.28	1,003,987.28	0.000	1	0.000	
			\$1,003,987.28	\$1,003,987.28	\$1,003,987.28				
<u>2018 DEBT SERVICE *5952</u>									
Money Market Accounts									
██████████	FIDELITY	9/1/2020	412,254.53	412,254.53	412,254.53	0.000	1	0.000	
			\$412,254.53	\$412,254.53	\$412,254.53				
<u>2018 DSR BOND *5955</u>									
Money Market Accounts									
██████████	FIDELITY	9/1/2020	6,449,014.08	6,449,014.08	6,449,014.08	0.000	1	0.000	
			\$6,449,014.08	\$6,449,014.08	\$6,449,014.08				
<u>2018 CAP INT *5963</u>									
GIC/GAC									
██████████	CITIGROUP GLOBAL	9/1/2020	0.00	0.00	0.00	0.000	1	0.000	

Money Market Accounts

██████████	FIDELITY	9/1/2020	0.00	0.00	0.00	0.000	1	0.000
			<u>\$0.00</u>	<u>\$0.00</u>	<u>\$0.00</u>			

RENEW/REPLACE *5958

Money Market Accounts

██████████	FIDELITY	9/1/2020	448,578.68	448,578.68	448,578.68	0.000	1	0.000
			<u>\$448,578.68</u>	<u>\$448,578.68</u>	<u>\$448,578.68</u>			

PROJECT ENHACE *5960

Money Market Accounts

██████████	FIDELITY	9/1/2020	15,149,094.52	15,149,094.52	15,149,094.52	0.000	1	0.000
			<u>\$15,149,094.52</u>	<u>\$15,149,094.52</u>	<u>\$15,149,094.52</u>			

REVENUE FUND *5930

Money Market Accounts

██████████	FIDELITY	9/1/2020	1,132,277.99	1,132,277.99	1,132,277.99	0.000	1	0.000
			<u>\$1,132,277.99</u>	<u>\$1,132,277.99</u>	<u>\$1,132,277.99</u>			

OPS & MAINT RESERVE *5957

Money Market Accounts

██████████	FIDELITY	9/1/2020	518,852.72	518,852.72	518,852.72	0.000	1	0.000
			<u>\$518,852.72</u>	<u>\$518,852.72</u>	<u>\$518,852.72</u>			

Total	31,508,819.10	31,508,819.10	31,508,819.10					
-------	---------------	---------------	---------------	--	--	--	--	--