

#3 1004

OCT 25 2022

Consent-Treasurer

**Commissioners Court-Regular Meeting**

**TO:** Montgomery County Commissioners Court

**FROM:** Melanie Bush, Treasurer

**DATE:** 10/25/2022

**SUBJECT:** Consider and approve the Annual Investment Report for the fiscal year beginning October 1, 2021, and ending September 30, 2022.

---

---

#3 1004  
OCT 25 2022



# MELANIE K. BUSH MONTGOMERY COUNTY TREASURER

501 North Thompson, Suite 201, Conroe, Texas 77301  
P.O. Box 1307, Conroe, Texas 77305  
Phone: (936) 539-7844  
Fax: (936) 760-6960

## FY 2021-2022 ANNUAL INVESTMENT REPORT

Pursuant to Government Code 2256.023 I, Melanie K. Bush, Montgomery County Treasurer and Investment Officer do hereby submit The Annual Investment Report to the Montgomery County Commissioner's Court for approval and for recording in the minutes of the Court and with the Montgomery County Clerk. The Investment Statements are reconciled monthly.


All investments are in compliance with both the Public Funds Investment Act and the Montgomery County Investment Policy. As determined by the Investment Committee, the investment strategy is passive, which maintains a liquid cash flow and safety of the investment as priorities.

The following documents contain a summary statement of each pooled fund group that states the beginning book value and the ending book value along with the fully accrued interest. For the purposes of Local Investment Pools and Certificates of Deposit, the market value and the book value approximate to the same value. The Montgomery County Investment Officer has no control or authority in the decisions of said Investment Pools as to how the investments are diversified. All banks follow the directive that all certificates of deposit shall be at a federally insured depository institution and the full amount of the principal and accrued interest is insured by the United States.

Furthermore, The Investment Pools are in compliance with Government Code 2256.016 and specifically to the reporting requirements of sections(c) (1) and (2). The Certificates of Deposit are in compliance with Government Code 2256.010

I, Melanie K. Bush, County Treasurer of Montgomery County, Texas, who being fully sworn upon oath says that the within and foregoing report is true and correct to the best of her knowledge.

Filed and accompanying vouchers this, the 25 day of October, 2022.

  
\_\_\_\_\_  
Melanie K. Bush, Montgomery County Treasurer

### THE STATE OF TEXAS COUNTY OF MONTGOMERY AFFIDAVIT

The Commissioners' Court of Montgomery County, TX hereby certifies that they have reviewed the Annual Investment Report as presented, hereby approve the report and request that it be filed with the official minutes of this meeting. In addition, the below signatures affirm that the Investment Report complies with statutes as referenced. Government Code 2256.023 and the affidavit states the ending annual balance of investments that are in the custody of the County Treasurer equals \$162,307,596.82.

  
\_\_\_\_\_  
County Judge, Mark Keough


ABSENT

Commissioner Pct. 1 – Robert Walker


  
\_\_\_\_\_  
Commissioner Pct. 3 – James Noack

ABSENT


Commissioner Pct. 2 – Charlie Riley

  
\_\_\_\_\_  
Commissioner Pct. 4 – James Metts

Subscribed and sworn to before me, the County Judge and the County Commissioners of Montgomery County, Texas, each respectively on this 25 day of October 20 22.



(Affix Notary Seal)

  
\_\_\_\_\_  
NOTARY PUBLIC STATE OF Texas  
My commission expires: 3/20/26



**Melanie K. Bush**  
**Montgomery County Treasurer**  
 501 North Thompson, Suite 201, Conroe, Texas 77301

P.O. Box 1307, Conroe, Texas 77305

Phone: (936) 539-7844

Fax: (936) 760-6960

**INVESTMENTS SHOWN BY QUARTER 10/21-09/22**  
**Annual Report as of SEPTEMBER 30, 2022**

TEX STAR INVEST - [REDACTED]	Principal	Interest	Balance
9/30/2021 Bal fwd	551,456.22	462,479.00	1,013,935.22
10/31/2021 Oct 21 Int	0.00	8.63	1,013,943.85
11/30/2021 Nov 21 Int	0.00	8.50	1,013,952.35
12/31/2021 Dec 21 Int	0.00	11.98	1,013,964.33
<b>First Quarter 12/31/21</b>	<b>0.00</b>	<b>29.11</b>	
	<b>551,456.22</b>	<b>462,508.11</b>	<b>1,013,964.33</b>
1/31/2022 Jan 22 Int	0.00	8.64	1,013,972.97
2/28/2022 Feb 22 Int	0.00	8.10	1,013,981.07
3/31/2022 Mar 22 Int	0.00	92.11	1,014,073.18
<b>Second quarter 03/31/22</b>	<b>0.00</b>	<b>108.85</b>	
<b>Total Qtr 1 and Qtr 2</b>	<b>551,456.22</b>	<b>462,616.96</b>	<b>1,014,073.18</b>
4/30/2022 April 22 Int	0.00	268.84	1,014,342.02
5/31/2022 May 22 Int	0.00	556.43	1,014,898.45
6/30/2022 June 22 Int	0.00	821.65	1,015,720.10
<b>Third Quarter 06/30/22</b>	<b>0.00</b>	<b>1,646.92</b>	
<b>Total Qtr 1, 2 3</b>	<b>551,456.22</b>	<b>464,263.88</b>	<b>1,015,720.10</b>
7/31/2022 Jul 2 Int	0.00	1,208.58	1,016,928.68
8/31/2022 Aug 22 Int	0.00	1,681.53	1,018,610.21
9/30/2022 Sep 22 Int	0.00	1,920.71	1,020,530.92
<b>Fourth Quarter 09/30/22</b>	<b>0.00</b>	<b>4,810.82</b>	
<b>TOTAL FOR YEAR 10/21-09/22</b>	<b>551,456.22</b>	<b>469,074.70</b>	<b>1,020,530.92</b>
<b>TOTAL INTEREST THIS YEAR</b>		<b>2021/2022</b>	<b>6,595.70</b>

TEX POOL BAIL BOND- [REDACTED]	Principal	Interest	Balance
9/30/2021 Bal fwd	10,478.76	662.59	11,141.35
10/31/2021 Oct 21 Int	0.00	0.31	11,141.66
11/30/2021 Nov 21 Int	0.00	0.30	11,141.96
12/31/2021 Dec 21 Int	0.00	0.31	11,142.27
<b>First Quarter 12/31/21</b>	<b>0.00</b>	<b>0.92</b>	
	<b>10,478.76</b>	<b>663.51</b>	<b>11,142.27</b>
1/31/2022 Jan 22 Int	0.00	0.31	11,142.58
2/28/2022 Feb 22 Int	0.00	0.49	11,143.07
3/31/2022 Mar 22 Int	0.00	1.40	11,144.47
<b>Second quarter 03/31/22</b>	<b>0.00</b>	<b>2.20</b>	
<b>Total Qtr 1 and Qtr 2</b>	<b>10,478.76</b>	<b>665.71</b>	<b>11,144.47</b>
4/30/2022 April 22 Int	0.00	2.83	11,147.30
5/31/2022 May 22 Int	0.00	5.94	11,153.24
6/30/2022 June 22 Int	0.00	9.16	11,162.40
<b>Third Quarter 06/30/22</b>	<b>0.00</b>	<b>17.93</b>	
<b>Total Qtr 1, 2 3</b>	<b>10,478.76</b>	<b>683.64</b>	<b>11,162.40</b>
7/31/2022 Jul 2 Int	0.00	14.44	11,176.84
8/31/2022 Aug 22 Int	0.00	20.52	11,197.36
9/30/2022 Sep 22 Int	0.00	22.21	11,219.57
<b>Fourth Quarter 09/30/22</b>	<b>0.00</b>	<b>57.17</b>	
<b>TOTAL FOR YEAR 10/21-09/22</b>	<b>10,478.76</b>	<b>740.81</b>	<b>11,219.57</b>
<b>TOTAL INTEREST THIS YEAR</b>		<b>2021/2022</b>	<b>78.22</b>



## INVESTMENTS SHOWN BY QUARTER 10/21-09/22

### Annual Report as of SEPTEMBER 30, 2022

TEX POOL ELECTIONS- [REDACTED]		Principal	Interest	Balance
9/30/2021	Bal fwd	50,000.00	24,307.42	74,307.42
10/31/2021	Oct 21 Int	0.00	2.22	74,309.64
11/30/2021	Nov 21 Int	0.00	2.39	74,312.03
12/31/2021	Dec 21 Int	0.00	2.39	74,314.42
<b>First Quarter 12/31/21</b>		0.00	7.00	
		<b>50,000.00</b>	<b>24,314.42</b>	<b>74,314.42</b>
1/31/2022	Jan 22 Int	0.00	2.40	74,316.82
2/28/2022	Feb 22 Int	0.00	3.60	74,320.42
3/31/2022	Mar 22 Int	0.00	9.70	74,330.12
<b>Second quarter 03/31/22</b>		0.00	15.70	
<b>Total Qtr 1 and Qtr 2</b>		<b>50,000.00</b>	<b>24,330.12</b>	<b>74,330.12</b>
4/30/2022	April 22 Int	0.00	18.57	74,348.69
5/31/2022	May 22 Int	0.00	39.32	74,388.01
6/30/2022	June 22 Int	0.00	61.42	74,449.43
<b>Third Quarter 06/30/22</b>		0.00	119.31	
<b>Total Qtr 1, 2 3</b>		<b>50,000.00</b>	<b>24,449.43</b>	<b>74,449.43</b>
7/31/2022	Jul 2 Int	0.00	96.02	74,545.45
8/31/2022	Aug 22 Int	0.00	136.93	74,682.38
9/30/2022	Sep 22 Int	0.00	148.09	74,830.47
<b>Fourth Quarter 09/30/22</b>		0.00	381.04	
<b>TOTAL FOR YEAR 10/21-09/22</b>		<b>50,000.00</b>	<b>24,830.47</b>	<b>74,830.47</b>
<b>TOTAL INTEREST THIS YEAR</b>		<b>2021/2022</b>	<b>523.05</b>	

TEX POOL DEBT SERVICE- [REDACTED]		Principal	Interest	Balance
9/30/2021	Bal fwd	525,000.00	57,555.89	582,555.89
10/31/2021	Oct 21 Int	0.00	17.53	582,573.42
11/30/2021	Nov 21 Int	0.00	18.21	582,591.63
12/31/2021	Dec 21 Int	0.00	18.61	582,610.24
<b>First Quarter 12/31/21</b>		0.00	54.35	
		<b>525,000.00</b>	<b>57,610.24</b>	<b>582,610.24</b>
1/31/2022	Jan 22 Int	0.00	18.60	582,628.84
2/28/2022	Feb 22 Int	0.00	28.27	582,657.11
3/31/2022	Mar 22 Int	0.00	76.06	582,733.17
<b>Second quarter 03/31/22</b>		0.00	122.93	
<b>Total Qtr 1 and Qtr 2</b>		<b>525,000.00</b>	<b>57,733.17</b>	<b>582,733.17</b>
4/30/2022	April 22 Int	0.00	145.70	582,878.87
5/31/2022	May 22 Int	0.00	308.31	583,187.18
6/30/2022	June 22 Int	0.00	479.97	583,667.15
<b>Third Quarter 06/30/22</b>		0.00	933.98	
<b>Total Qtr 1, 2 3</b>		<b>525,000.00</b>	<b>58,667.15</b>	<b>583,667.15</b>
7/31/2022	Jul 2 Int	0.00	753.78	584,420.93
8/31/2022	Aug 22 Int	0.00	1,073.53	585,494.46
9/30/2022	Sep 22 Int	0.00	1,161.02	586,655.48
<b>Fourth Quarter 09/30/22</b>		0.00	2,988.33	
<b>TOTAL FOR YEAR 10/21-09/22</b>		<b>525,000.00</b>	<b>61,655.48</b>	<b>586,655.48</b>
<b>TOTAL INTEREST THIS YEAR</b>		<b>2021/2022</b>	<b>4,099.59</b>	



## INVESTMENTS SHOWN BY QUARTER 10/21-09/22

### Annual Report as of SEPTEMBER 30, 2022

TEXAS CLASS		Principal	Interest	Balance
9/30/2021	Bal fwd	3,577,073.29	2,475,830.12	6,052,903.41
10/31/2021	Oct 21 Int	0.00	223.88	6,053,127.29
11/30/2021	Nov 21 Int	0.00	268.13	6,053,395.42
12/31/2021	Dec 21 Int	0.00	356.01	6,053,751.43
<b>First Quarter 12/31/21</b>		0.00	<b>848.02</b>	
		<b>3,577,073.29</b>	<b>2,476,678.14</b>	<b>6,053,751.43</b>
1/31/2022	Jan 22 Int	0.00	496.24	6,054,247.67
2/28/2022	Feb 22 Int	0.00	570.74	6,054,818.41
3/31/2022	Mar 22 Int	0.00	1,469.32	6,056,287.73
<b>Second quarter 03/31/22</b>		0.00	2,536.30	
<b>Total Qtr 1 and Qtr 2</b>		<b>3,577,073.29</b>	<b>2,479,214.44</b>	<b>6,056,287.73</b>
4/30/2022	April 22 Int	0.00	2,349.87	6,058,637.60
5/31/2022	May 22 Int	0.00	4,184.65	6,062,822.25
6/30/2022	June 22 Int	0.00	5,771.40	6,068,593.65
<b>Third Quarter 06/30/22</b>		0.00	12,305.92	
<b>Total Qtr 1, 2 3</b>		<b>3,577,073.29</b>	<b>2,491,520.36</b>	<b>6,068,593.65</b>
7/31/2022	Jul 2 Int	0.00	8,454.16	6,077,047.81
8/31/2022	Aug 22 Int	0.00	11,825.45	6,088,873.26
9/30/2022	Sep 22 Int	0.00	14,472.04	6,103,345.30
<b>Fourth Quarter 09/30/22</b>		0.00	34,751.65	
<b>TOTAL FOR YEAR 10/21-09/22</b>		<b>3,577,073.29</b>	<b>2,526,272.01</b>	<b>6,103,345.30</b>
<b>TOTAL INTEREST THIS YEAR</b>		<b>2021/2022</b>	<b>50,441.89</b>	

TXFIT CASH POOL		Principal	Interest	Balance
9/30/2021	Bal fwd	0.00	0.00	0.00
10/31/2021	Oct 21 Int	0.00	0.00	0.00
11/30/2021	Nov 21 Int	0.00	0.00	0.00
12/31/2021	Dec 21 Int	15,000,000.00	139.64	15,000,139.64
<b>First Quarter 12/31/21</b>		15,000,000.00	<b>139.64</b>	
		<b>15,000,000.00</b>	<b>139.64</b>	<b>15,000,139.64</b>
1/31/2022	Jan 22 Int	0.00	1,915.80	15,002,055.44
2/28/2022	Feb 22 Int	0.00	1,821.97	15,003,877.41
3/31/2022	Mar 22 Int	0.00	2,862.00	15,006,739.41
<b>Second quarter 03/31/22</b>		0.00	6,599.77	
<b>Total Qtr 1 and Qtr 2</b>		<b>15,000,000.00</b>	<b>6,739.41</b>	<b>15,006,739.41</b>
4/30/2022	April 22 Int	0.00	4,142.72	15,010,882.13
5/31/2022	May 22 Int	0.00	7,782.92	15,018,665.05
6/30/2022	June 22 Int	0.00	10,882.89	15,029,547.94
<b>Third Quarter 06/30/22</b>		0.00	22,808.53	
<b>Total Qtr 1, 2 3</b>		<b>15,000,000.00</b>	<b>29,547.94</b>	<b>15,029,547.94</b>
7/31/2022	Jul 2 Int	0.00	18,575.80	15,048,123.74
8/31/2022	Aug 22 Int	0.00	28,888.52	15,077,012.26
9/30/2022	Sep 22 Int	0.00	32,071.64	15,109,083.90
<b>Fourth Quarter 09/30/22</b>		0.00	79,535.96	
<b>TOTAL FOR YEAR 10/21-09/22</b>		<b>15,000,000.00</b>	<b>109,083.90</b>	<b>15,109,083.90</b>
<b>TOTAL INTEREST THIS YEAR</b>		<b>2021/2022</b>	<b>109,083.90</b>	



## INVESTMENTS SHOWN BY QUARTER 10/21-09/22

### Annual Report as of SEPTEMBER 30, 2022

Opened 02/04/2020

		Principal	Interest	Balance
<b>Guaranty Bank - Prime MM Acct</b>				
9/30/2021	Bal fwd	2,304,448.07	12,514.28	2,316,962.35
10/31/2021	Oct 21 Int	0.00	393.57	2,317,355.92
11/30/2021	Nov 21 Int	0.00	380.94	2,317,736.86
12/31/2021	Dec 21 Int	0.00	393.70	2,318,130.56
<b>First Quarter 12/31/21</b>		0.00	1,168.21	
		<b>2,304,448.07</b>	<b>13,682.49</b>	<b>2,318,130.56</b>
1/31/2022	Jan 22 Int	0.00	393.77	2,318,524.33
2/28/2022	Feb 22 Int	0.00	355.72	2,318,880.05
3/31/2022	Mar 22 Int	0.00	441.54	2,319,321.59
<b>Second quarter 03/31/22</b>		0.00	1,191.03	
<b>Total Qtr 1 and Qtr 2</b>		<b>2,304,448.07</b>	<b>14,873.52</b>	<b>2,319,321.59</b>
4/30/2022	April 22 Int	0.00	476.57	2,319,798.16
5/31/2022	May 22 Int	-2,070,696.62	75.95	249,177.49
6/30/2022	June 22 Int	0.00	63.49	249,240.98
<b>Third Quarter 06/30/22</b>		-2,070,696.62	616.01	
<b>Total Qtr 1, 2 3</b>		<b>233,751.45</b>	<b>15,489.53</b>	<b>249,240.98</b>
7/31/2022	Jul 2 Int	0.00	88.77	249,329.75
8/31/2022	Aug 22 Int	0.00	116.47	249,446.22
9/30/2022	Sep 22 Int	0.00	112.76	249,558.98
<b>Fourth Quarter 09/30/22</b>		<b>0.00</b>	<b>318.00</b>	
<b>TOTAL FOR YEAR 10/21-09/22</b>		<b>233,751.45</b>	<b>15,807.53</b>	<b>249,558.98</b>
<b>TOTAL INTEREST THIS YEAR</b>		<b>2021/2022</b>	<b>3,293.25</b>	

Opened 09/18/2020

		Principal	Interest	Balance
<b>Guaranty Bank - Prime MM Acct</b>				
9/30/2021	Bal fwd	<b>\$4,848,467.51</b>	<b>\$12,481.23</b>	<b>\$4,860,948.74</b>
10/31/2021	Oct 21 Int	<b>0.00</b>	<b>825.70</b>	<b>4,861,774.44</b>
11/30/2021	Nov 21 Int	0.00	799.20	<b>4,862,573.64</b>
12/31/2021	Dec 21 Int	-252,463.84	794.16	<b>4,610,903.96</b>
<b>First Quarter 12/31/21</b>		-252,463.84		
		<b>4,596,003.67</b>	<b>14,900.29</b>	<b>4,610,903.96</b>
1/31/2022	Jan 22 Int	<b>25.00</b>	783.23	4,611,712.19
2/28/2022	Feb 22 Int	-25.00	707.55	4,612,394.74
3/31/2022	Mar 22 Int	0.00	878.25	4,613,272.99
<b>Second quarter 03/31/22</b>		0.00	2,369.03	
<b>Total Qtr 1 and Qtr 2</b>		<b>4,596,003.67</b>	<b>17,269.32</b>	<b>4,613,272.99</b>
4/30/2022	April 22 Int	<b>0.00</b>	947.93	4,614,220.92
5/31/2022	May 22 Int	-4,614,220.92	0	0.00
6/30/2022	June 22 Int	0.00	0	0.00
<b>Third Quarter 06/30/22</b>		-4,614,220.92	947.93	
<b>Total Qtr 1, 2 3</b>		<b>-18,217.25</b>	<b>18,217.25</b>	<b>0.00</b>
7/31/2022	Jul 2 Int	<b>0.00</b>	0	0.00
8/31/2022	Aug 22 Int	0.00	0	0.00
9/30/2022	Sep 22 Int	0.00	0	0.00
<b>Fourth Quarter 09/30/22</b>		0.00	0.00	
<b>TOTAL FOR YEAR 10/21-09/22</b>		<b>-18,217.25</b>	<b>18,217.25</b>	<b>0.00</b>
<b>TOTAL INTEREST THIS YEAR</b>		<b>2021/2022</b>		



## INVESTMENTS SHOWN BY QUARTER 10/21-09/22

### Annual Report as of SEPTEMBER 30, 2022

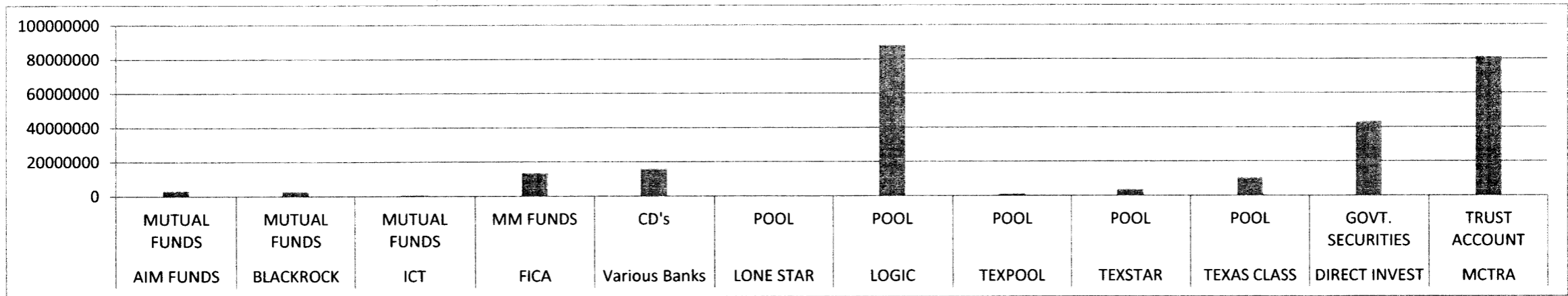
DIRECT INVESTMENTS	Principal-Book Value	Interest	Balance	Maturity
Cnty of Miami Dade FI-Muni (10056)	\$4,998,881.24	0.420	\$4,998,881.24	4/1/2023
FNMA - 05.19.22 (10085) R & B	\$3,347,626.20	0.250	\$3,347,626.20	5/22/2023
FHLB- 03-22-22 (10082)	\$5,018,431.74	2.160	\$5,018,431.74	6/6/2023
NY & NJ Port Auth. Muni (10080)	\$4,491,364.82	1.086	\$4,491,364.82	7/1/2023
FHLMC- 04.25.22 (10084)	\$10,000,000.00	2.400	\$10,000,000.00	10/25/2023
FHLMC- 03-15-22 (10081)	\$9,869,625.05	0.320	\$9,869,625.05	11/2/2023
FHLB (10070)	\$10,000,000.00	0.625	\$10,000,000.00	2/22/2024
FFCB (10062)	\$10,000,000.00	0.370	\$10,000,000.00	3/15/2024
FHLB - 04-12-22 (10083)	\$5,000,000.00	2.150	\$5,000,000.00	4/12/2024
FHLB (10078)	\$15,000,000.00	1.25	\$15,000,000.00	8/16/2024
FHLB (10066)	\$15,000,000.00	0.850	\$15,000,000.00	10/28/2024
FHLB (10077)	\$9,933,266.22	1.100	\$9,933,266.22	1/13/2025
FHLB (10076)	\$4,984,357.83	1.100	\$4,984,357.83	1/13/2025
<b>Total</b>			<b>\$107,643,553.10</b>	
MCTRA 2018 DSR- (501)	\$6,449,014.08			
MCTRA - 2018 SUB ACCT- (500)	\$6,394,759.30			
MCTRA - 2018 DSR- (501)	\$0.00			
MCTRA - 2018 RES- (500)	\$1,003,987.28			
MCTRA- -OPS/MAIN- (500)	\$518,852.72			
MCTRA-RENEW/REPL (500)	\$448,578.68			
MCTRA - 2018 DEBT Serv- (501)	\$412,254.53			
MCTRA-RESERVE - (500)	\$1,132,277.99			
MCTRA PROJ. ENHANC- (500)	\$15,149,094.52			
		<b>TOTAL MCTRA</b>	<b>\$31,508,819.10</b>	
500	\$24,647,550.49			
501	\$6,861,268.61			
<b>total</b>	<b>\$31,508,819.10</b>			



## INVESTMENTS SHOWN BY QUARTER 10/21-09/22

### Annual Report as of SEPTEMBER 30, 2022

		Int. Rate	TOTAL			
AIM FUNDS		0	\$0.00	0.00%		
BLACKROCK	MUTUAL FUNDS	0	\$0.00	0.00%		
ICT	MUTUAL FUNDS	0	\$0.00	0.00%		
FICA	MUTUAL FUNDS	0	\$0.00	0.00%		
Various Banks	MM FUNDS& CDS	1.6	\$0.00	0.00%	162,307,596.82	9/30/2022
TXFIT	CASH POOL	0.11	\$15,109,083.90	9.31%		
TEXPOOL	POOL	0.15	\$672,705.52	0.41%		
TEXSTAR	POOL	0.1159	\$1,020,530.92	0.63%		
TEXAS CLASS	POOL	2,362	\$6,103,345.30	3.76%		
DIRECT INVEST	POOL		\$107,643,553.10	66.32%		
MCTRA	GOVT. SECURITIES		\$31,508,819.10	19.41%		
Guaranty Bank	TRUST ACCOUNT	0.35	\$249,558.98	0.15%		
GURANTY BANI Prime	MM Account	0.35	\$0.00	0.00%		
			<b>\$162,307,596.82</b>	<b>100.00%</b>	<b>Investments as of 09/30/2022</b>	







## INVESTMENTS SHOWN BY QUARTER 10/21-09/22

### Annual Report as of SEPTEMBER 30, 2022

FUND	FUND NAME	DIRECT INVEST	CD'S	GUARANTY MM	TXFIT-POOL	LOGIC	REGIONS	TEXAS CLASS	TEXSTAR	TEXPOOL	TOTAL
100	GENERAL FUND	\$104,295,926.90	\$0.00	\$0.00	\$15,109,083.90	\$0.00		\$2,123.02	\$0.00	\$11,219.57	\$119,418,353.39
200	ROAD & BRIDGE	\$3,347,626.20		\$0.00	\$0.00	\$0.00			\$328,251.06		\$3,675,877.26
204	LAWLIBRARY			\$0.00							\$0.00
206	Rec. Mgmt/Pres							\$2,914,207.96			\$2,914,207.96
220	AP Grant								\$692,279.86		\$692,279.86
208	Rec Mgmt/DC							\$138,220.27			\$138,220.27
210	Dig. Pres/CCDC							\$172,207.25			\$172,207.25
209	DC/Rec/. Pres							\$84,021.65			\$84,021.65
219	Elections									\$74,830.47	\$74,830.47
300	DEBT SERVICE			\$0.00	\$0.00			\$41,210.71		\$586,655.48	\$627,866.19
500	MC TOLL ROAD						\$24,647,550.49				\$24,647,550.49
501	MC TOLL DEBT						\$6,861,268.61				\$6,861,268.61
600	TREASURER										\$0.00
100	GUARANTY MM										\$249,558.98
100	CASH CD										\$0.00
401	CP 2010							\$2,751,354.44			\$2,751,354.44
40012	CP CO 2012			\$0.00							\$0.00
40013	CP CO 2012A										\$0.00
40018	CP RB 2016					\$0.00					\$0.00
40019	CP RB 2016A					\$0.00					\$0.00
40020	CP RB 2018										\$0.00
40021	CP RM 2018A										\$0.00
		\$107,643,553.10	\$0.00	\$0.00	\$15,109,083.90	\$0.00	\$31,508,819.10	\$6,103,345.30	\$1,020,530.92	\$672,705.52	\$162,307,596.82

SIGNATURE: Melanie K. Bush DATE: 10/18/22

MELANIE K. BUSH  
TITLE: COUNTY TREASURER