

#4 9C2
APR 23 2019

Consent-Treasurer

Commissioners Court-Regular Meeting

TO: Montgomery County Commissioners Court


FROM: Melanie Bush, Treasurer

DATE: 04/23/2019

SUBJECT: Consider and approve Quarterly Investment Report for Quarter Ending March 31, 2019.

Attachments

Quarterly Investment Report



MELANIE K BUSH
MONTGOMERY COUNTY TREASURER
501 North Thompson, Suite 201, Conroe, Texas 77305
P.O. Box 1307, Conroe, Texas 77305

April 15, 2019

To: COMMISSIONERS COURT AND INVESTMENT COMMITTEE

From: MELANIE K BUSH, COUNTY TREASURER

RE: QUARTERLY INVESTMENT REPORT FOR QUARTER ENDING MARCH 31, 2019.

I have attached the Quarterly Investment Report for Quarter, January through March 2019..
Interest earnings on investments for the quarter were as follows:

\$ 422,030.05	Direct Investments
1,247,076.46	Money Market Funds and Pools
9,344.02	Woodforest General A/C xx8080
577,243.43	Woodforest General Disbursement A/C xx3170
\$2,255,693.96	Total Interest Earned for Quarter January – March 2019.

This represents a high interest of 2.69% (AVG) from Woodforest National Bank to a low interest of 2.183% from AIM.

The interest earned for the prior quarter, October – December 2018 was \$ 1,018,693.33.

Please call if you have any questions.

cc: Rakesh Pandey, County Auditor
J.D. Lambright, County Attorney

QUARTERLY INVESTMENT REPORT FOR PERIOD ENDED MARCH 31, 2019

SUBMITTED TO: COMMISSIONERS COURT, MONTGOMERY COUNTY

PREPARED BY: JAN AVERY, FINANCIAL ANALYST
PREPARED FOR MELANIE K. BUSH, COUNTY TREASURER



This report is made in accordance with provisions of Govt. code 2256, The Public Funds Investment Act, amended effective September 1, 2011, which require quarterly reporting of investment transactions for county funds to the Commissioners Court. The investments held in Montgomery County's portfolio comply with the Public Funds Investment Act and with the County's Investment Policy and Strategies.

CASH AVAILABILITY

Cash in our depository banks is kept at a minimum with excess funds being invested and matured to meet payroll and accounts payable requirements.

A cash report is prepared daily on the Woodforest Bank accounts.

Cash in Woodforest National Bank, our depository bank, for the quarter January through March for the past two years.

	Avg. Daily Coll. Balance 2019	Avg. Daily Coll. Balance 2018
JANUARY	362,940,426.29	252,064,302.48
FEBRUARY	248,709,421.34	262,040,188.59
MARCH	336,537,229.03	243,012,879.30

We have depository contracts with Woodfores National Bank and JP Morgan Chase Bank new contract 05/17 for 4 years.

Amegy Bank is the Bank Depository for the Tax Assessor - new contract 5/17 for 4 years

INVESTMENTS

	Amt of Dollars Invested 2019	Amt of Dollars Invested 2018
JANUARY	320,869,613.46	207,202,852.45
FEBRUARY	331,497,341.87	207,389,429.30
MARCH	327,341,333.81	211,667,910.46

PERFORMANCE MEASUREMENT

I currently have \$ 327,341,333.81 , invested as of 04/15/2019.
This figure includes interest earned at 03/31/2019.

INVESCO (AIM) Institutional Funds currently has \$ 3,282,726.27 invested in it.
Average yield for the month of March 2019 was 2.350% (30 day yield).

	Principal	Interest Earned
•AIM FUNDS		
Combo	2,060,876.69	1,221,849.58

Our funds invested with Provident Institutional Funds (Institutional Money Market Funds)
are currently \$2,616,541.69. Average yield for March 2019 was 2.183%

	Principal	Interest Earned
•BLACKROCK		
Combo	1,409,942.75	1,125,541.69

Our funds invested in Funds Management Inc (ICT) is \$616,652.90
Average yield for March 2019 was 2.42%.

	Principal	Interest Earned
•ICT - CASH ACCOUNT		
Combo	0.00	616,652.90

•Lone Star Investment Pool has \$30,534,830.77 invested in it.
Interest rate for March 2019 was 2.5891%

	Principal	Interest Earned
General Fund	30,270,441.06	264,389.71

•TexStar Investment Pool has \$8,772,906.51 . Interest rate for March 2019 was 2.3588%.

	Principal	Interest Earned
	\$8,544,306.78	\$228,599.73

•Logic Account-2012A has \$206,740.41. Interest at March 31, 2019 was 2.5621%.

Principal	Interest Earned
\$143,000.00	\$63,740.41

•Logic Account- General Fund has \$41,089,717.09. Interest at March 31, 2019 was 2.5621%.

Principal	Interest Earned
\$39,772,461.02	\$1,317,256.07

•Logic Account - Road & Bridge has \$ 13,644,963.80. Interest at March 31, 2019 was 2.5621%.

Principal	Interest Earned
\$12,885,000.00	\$759,963.80

•Logic Account - Adult Probation has \$1,102,534.84. Interest at March 31, 2019 was 2.5621%.

Principal	Interest Earned
\$1,042,123.47	\$60,411.37

•Logic Account - CP Road Bonds 2016 has \$9,301,942.76. Interest rate March 31, 2019 was 2.5621%

Principal	Interest Earned
\$8,060,000.00	\$1,241,942.76

•Logic Account - CP Tax Unlimited Road Bonds 2016A has \$37,992,667.51. Interest at March 31, 2019 was 2.5621%

Principal	Interest Earned
\$35,723,473.58	\$2,269,193.93

•TexPool has \$5,772,257.11. Average monthly yield for March 31, 2019, was 2.38%.

	Principal	Interest Earned
Debt Service	\$ 525,000.00	\$ 45,333.63
Bail Bond	\$ 12,545.04	10 yr Invest. No rec.
Elections	\$ 50,000.00	\$ 22,748.62
General Fund	\$ -	\$ 5,116,629.82

•Chase Certificate of Deposit has a balance of \$17,980.58 as of March 31, 2019.

Principal	Interest Earned
\$ -	\$ 17,980.58

Texas Class - Govt has a balance of \$ 7,344,128.89 at March 31, 2019. The interest rate is 2.344%.

Principal	Interest Earned
\$7,338,721.55	\$5,407.34

•Texas Class had \$30,593,775.64 balance as of March 31, 2019.
Interest rate at the end of March 2019 was 2.60220%.

Principal	Interest Earned
\$29,134,122.22	\$1,459,653.42

•FICA (Federally Insured Cash Account) has a balance of \$ 748,891.45 at the end of March 31, 2019.
Interest rate at the end of March 2019 was 2.27%.

Debt Service	Principal	Interest Earned
	\$665,886.91	\$83,004.54

•FICA (Federal Insured Cash Account) - General Fund has a balance of \$12,993,450.82.
Interest rate at the end of March 31, 2019 was 2.27%.

Principal	Interest Earned
\$12,500,000.00	\$493,450.82

Direct Investments

	Principal	Maturity
Vining Sparks -FAMCA	\$10,000,000.00	8/2/19
Vining Sparks -FAMCA	\$6,932,145.48	7/5/19
Raymond James - FHLB	\$1,550,000.00	3/27/20
Vining Sparks - FHLB	\$15,069,779.20	2/11/20
Vininf Sparks FAMC	\$9,996,674.47	1/17/20
<u>Raymond James - 2.40</u>	\$4,260,958.51	6/14/2019
Total Direct Investments as of March 31, 2019		47,809,557.66

MCTRA - TRUST

2018 DSR BOND PROCEEDS-5955	\$6,003,439.31	
2018 PROJ SUB ACCOUNT-5962	\$54,349,056.78	
2018 DSR BOND PROCEEDS-5963	\$8,201,931.45	
2018 DSR BOND PROCEEDS-5965	\$0.00	
2018 RESERVE FUND-5959	\$506,847.69	
2018 Debt Service- 5952	\$87,791.88	
		\$69,149,067.11

CD's

	Principal	Maturity
Bank United -	\$250,000.00	10/17/2019
Synovus Bank -	\$250,000.00	10/17/2019
F & M Bank-Clarksville-	\$250,000.00	10/18/2019
WASHINGTON FEDERAL -	\$250,000.00	10/24/2019
Bryn Mawr -	\$250,000.00	10/25/2019

Beal Bank -	\$250,000.00	10/30/2019
Safra Ntl. Bk of NY-	\$250,000.00	10/17/2019
Morgan Stanley -	\$250,000.00	10/30/2019
Bank Leumi USA NY	\$250,000.00	9/27/2019
Bank of West San Franc	\$250,000.00	9/27/2019
Patriot Ntl Bank Stamford Ct	\$250,000.00	9/30/2019
Western Alliance Bank	\$250,000.00	8/28/2019
Pacific Premier	\$250,000.00	9/30/2019
Intl. Bk Raton	\$250,000.00	7/29/2019
Mountain Comm Bank	\$250,000.00	7/29/2019

Total Direct Investments , MCTRA Trust and CD's	\$3,750,000.00
	120,708,624.77

SAS 99

SAS 99 requires the auditor to identify and assess risk that may result in a misstatement due to fraud. The Treasurer, as the Chief Investment Officer, acknowledges that risks may occur. Risks may be associated with the selection of broker/dealers, diversification of investments and investment limitations. Through adherence to the Investment Policy and the Internal Controls listed in the policy, these risks are reduced. The Treasurer is actively reducing investment risk in several ways. Applications for broker/dealers are reviewed and selected by the Treasurer and the Investment Committee. A new position was established for an Assistant Investment Officer to analyze and assist with investments. To reduce the risk of diversification of investments and investment limitations, reports of investments purchased are prepared for Commissioners Court and audited by the Auditor's office. Lastly, to protect against potential fraud and embezzlement, the investments are secured through third party custody and safekeeping procedures. These programs and controls should mitigate the risk that may result in a misstatement due to fraud.

POOLED FUNDS- QUARTER ENDING 03/31/2019

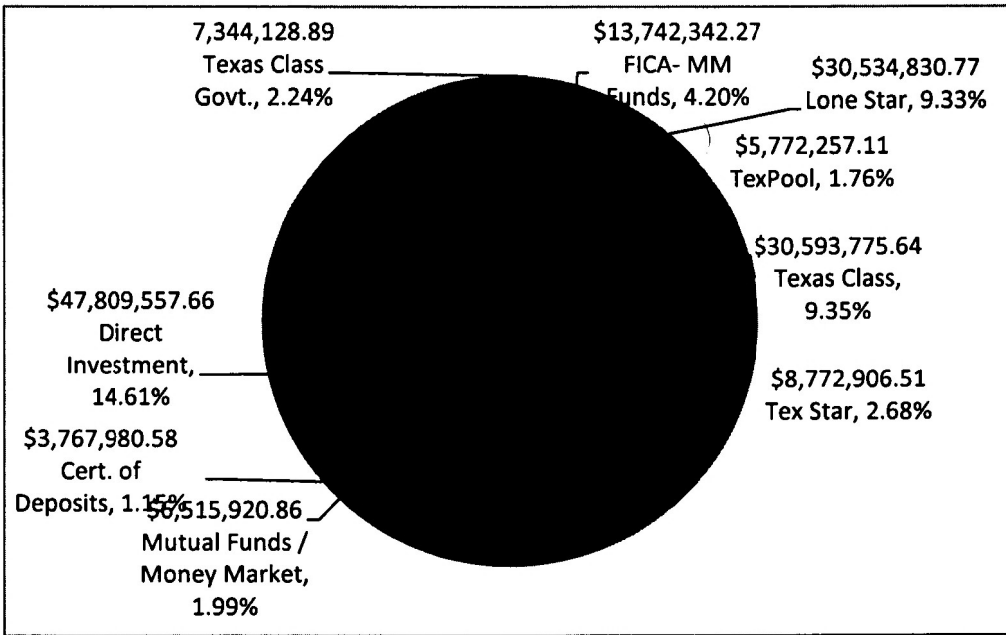
	Cash Account Trust Funds Management	BlackRock Provident	INVESCO AIM
Beginning Balance			
JANUARY 1,2019	613,149.37	2,817,213.91	3,264,211.32
Additions:			
JAN	0.00	0.00	0.00
JAN INT	1,202.20	5,486.58	6,364.86
FEB	0.00	0.00	0.00
FEB INT	1,086.60	4,690.09	5,734.78
MAR	0.00	0.00	0.00
MAR INT	1,214.73	5,151.11	6,415.31
Withdrawals:			
JANUARY	0.00	0.00	0.00
FEBRUARY	0.00	216,000.00	0.00
MARCH	0.00	0.00	0.00
Ending Balance			
03/31/19	616,652.90	2,616,541.69	3,282,726.27

BREAKDOWN AS OF 03/31/19

Total Investments 327,341,333.81

327,341,333.81

7,344,128.89 Texas Class Govt.	2.24%
\$13,742,342.27 FICA- MM Funds	4.20%
\$30,534,830.77 Lone Star	9.33%
\$5,772,257.11 TexPool	1.76%
\$30,593,775.64 Texas Class	9.35%
\$8,772,906.51 Tex Star	2.68%
\$103,338,566.41 Logic	31.57%
\$6,515,920.86 Mutual Funds / Money Market	1.99%
\$3,767,980.58 Cert. of Deposits	1.15%
\$47,809,557.66 Direct Investment	14.61%
\$69,149,067.11 MCTRA TRUST ACCOUNTS	21.12%
\$327,341,333.81	100.00%



SIGNED

Melanie K. Bush
 MELANIE K. BUSH, COUNTY TREASURER

DATED

4-23-19

BREAKDOWN AS OF 03/31/19

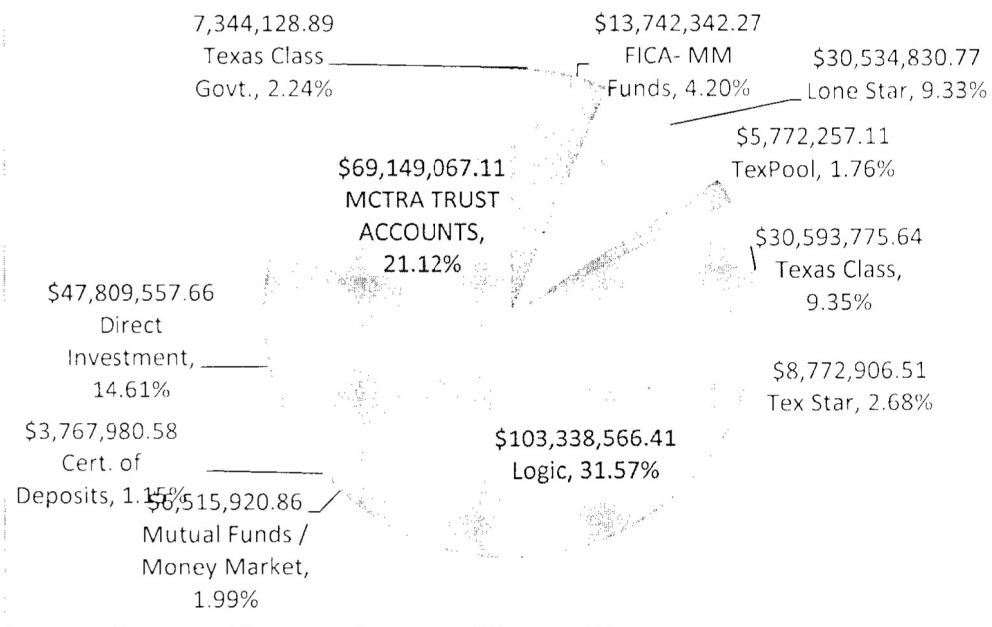
Total Investments **327,341,333.81**

327,341,333.81

7,344,128.89 Texas Class Govt.	2.24%
\$13,742,342.27 FICA- MM Funds	4.20%
\$30,534,830.77 Lone Star	9.33%
\$5,772,257.11 TexPool	1.76%
\$30,593,775.64 Texas Class	9.35%
\$8,772,906.51 Tex Star	2.68%
\$103,338,566.41 Logic	31.57%
\$6,515,920.86 Mutual Funds / Money Market	1.99%
\$3,767,980.58 Cert. of Deposits	1.15%
\$47,809,557.66 Direct Investment	14.61%
\$69,149,067.11 MCTRA TRUST ACCOUNTS	21.12%

\$327,341,333.81

100.00%



SIGNED

MELANIE K. BUSH, COUNTY TREASURER

DATED

BREAKDOWN AS OF 03/31/19

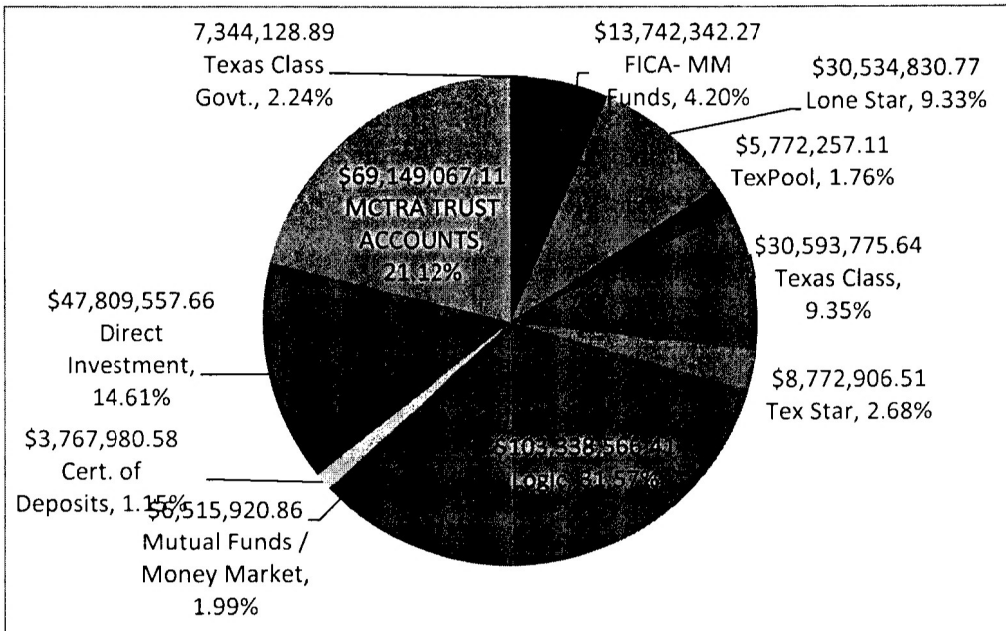
Total Investments 327,341,333.81

327,341,333.81

7,344,128.89 Texas Class Govt.	2.24%
\$13,742,342.27 FICA- MM Funds	4.20%
\$30,534,830.77 Lone Star	9.33%
\$5,772,257.11 TexPool	1.76%
\$30,593,775.64 Texas Class	9.35%
\$8,772,906.51 Tex Star	2.68%
\$103,338,566.41 Logic	31.57%
\$6,515,920.86 Mutual Funds / Money Market	1.99%
\$3,767,980.58 Cert. of Deposits	1.15%
\$47,809,557.66 Direct Investment	14.61%
\$69,149,067.11 MCTRA TRUST ACCOUNTS	21.12%

\$327,341,333.81

100.00%



SIGNED

Melanie K. Bush

 MELANIE K. BUSH, COUNTY TREASURER

DATED

4-23-19

MONTGOMERY COUNTY INVESTMENTS BY MATURITY DATE MARCH 31, 2019

MATURITY DATE	INVESTMENT ID	TYPE	DESCRIPTION	PURCHASE AMOUNT	FACE VALUE	YIELD	FREQ	COUPON BASIS	INT DATE	INSTRUMENT	SALE AMOUNT	POSTED INTEREST	ACCRUED INTEREST	DISCOUNT/PREMIUM	COUPON	PREM
	AIM FUNDS	GA	GOVERNMENT- AIM INSTITUTIONAL FUNDS	3,282,726.27	3,282,726.27	.00000	E				.00	.00	.00000			
	BAIL BONDS	GA	GOVT SECURITIES TEXPOOL BAIL BOND ADM	12,545.04	12,545.04	.00000	E		03/31/19		.00	25.69	.00000			
	DEBT SERVICE	GA	GOVT POOL TexPool	570,333.63	570,333.63	.00000	E		03/31/19		.00	1,168.08	.00000			
	ELECTIONS	GA	GOVT POOL- TexPool	72,748.62	72,748.62	.00000	E		03/31/19		.00	72,748.62	.00000			
	FICA	MM	MM MUTUAL FUNDS U.S. BANK, N.A.	748,891.45	748,891.45	.00000	E		03/31/19		.00	1,441.04	.00000			
	FICA-GEN. FUND	MM	-SUB-GF U S BANK, NA	12,993,450.82	12,993,450.82	.13000	M		03/31/19		.00	25,002.46	.00000			
	FUNDS MGMT	GA	GOVT SECURITIES FUNDS Mgmt- COMBO	616,652.90	616,652.90	.00000	E		03/31/19		.00	1,214.73	.00000			360
	GENERAL FUND	GA	GOVERNMENT SECURITIES TEXPOOL- GENERAL FUND	5,116,629.82	5,116,629.82	.00000	E		03/31/19		.00	10,479.23	.00000			
	LOGIC	GA	CO BONDS SERIES 2012 JP MORGAN-	206,740.41	206,740.41	.00000	E		03/31/19		.00	455.78	.00000			
	LOGIC - R F B	GA	[REDACTED] FUNDING: CO BD 12	13,644,963.80	13,644,963.80	.10000	E		07/01/14		.00	206,740.41	.00000			

PEI - INVESTMENT MANAGER

RUN DATE 04/05/19 TIME 11:10:21

MONTGOMERY COUNTY
 INVESTMENTS BY MATURITY DATE
 MARCH 31, 2019

MATURITY DATE	INVESTMENT ID	TYPE	DESCRIPTION INSTITUTION SECURITY NUMBER	PURCHASE SOLD 1ST PAY	PURCHASE AMOUNT SALE AMOUNT POSTED INTEREST	FACE VALUE DISCOUNT/PREMIUM ACCRUED INTEREST	YIELD COUPON INT DATE	FREQ BASIS DAYS
			JP MORGAN CHASE ROAD & BRIDGE	07/26/17	.00 30,082.15	.00 .00	.00000 03/31/19	P
	LOGIC CPRB 2016	GA	FUNDING: RD/BRIDG		13,644,963.80			
			LOGIC CAP PROJ RDBD 2016	01/21/16	9,301,942.76	9,301,942.76	.41000	E
			JP MORGAN- ██████████	07/26/17	.00	.00	.00000	P
			FUNDING: RB 2016		20,507.36 9,301,942.76	.00	03/31/19	
	LOGIC INVESTMEN	GA	GOVT POOL LOGIC INVESTMENT	01/15/14	41,089,717.09	41,089,717.09	.11000	E
			██████████ FUNDING: GENERAL		.00 90,587.71 41,089,717.09	.00	.00000 03/31/19	P
	LOGIC RB 2016A	GA	CP TX RB 2016A	12/21/16	37,992,667.51	37,992,667.51	.00000	M
			JP MORGAN-6000558006 ██████████	07/26/17	.00	.00	.00000	P
			FUNDING: RB 2016A		83,759.85 37,992,667.51	.00	03/31/19	
	LOGIC-ADULT SER	GA	██████████ JP MORGAN ADULT SERVICES	08/01/14	1,102,534.84	1,102,534.84	.00000	E
			FUNDING: ADULTSER		.00 2,430.70 1,102,534.84	.00	.00000 03/31/19	P
	LONE STAR POOL	GA	GOVERNMENT SECURITIES ██████████	12/17/10	30,534,830.77	30,534,830.77	.00000	E
			COMBO FUNDING: GENERAL		.00 62,296.95 30,534,830.77	.00	.00000 03/31/19	P
	MCTRA 2018 DSR	TRUST	BOND PROCEEDS FUNDED REGIONS ██████████	06/21/18	6,003,439.31	6,003,439.31	.00000	M
			FUNDING: 50101		.00 14.59 6,003,439.31	.00	.00000 03/02/19	D 360
	MCTRA 5952		2018 DEBT SERVICE REGIONS BANK	12/31/18	87,791.88	87,791.88	.00000	E
			FUNDING: 2018 DEB		.00 148.46 87,791.88	.00	.00000 03/02/19	P
	MCTRA 5962	TRUST	2018 PROJ. SUB ACCOUNT REGIONS ██████████	06/21/18	54,349,056.78	54,349,056.78	.00000	M
			FUNDING: AUI50001		.00 1,918.85 54,349,056.78	.00	.00000 03/02/19	P
	MCTRA 5963	TRUST	2018 DSR BOND PROCEEDS REGIONS ██████████	06/21/18	8,201,931.45	8,201,931.45	.00000	M
			FUNDING: AUI50001		.00 29.71 8,201,931.45	.00	.00000 03/02/19	P
	MCTRA 5965	TRUST	2018 DSR BOND PROCEEDS REGIONS ██████████	06/21/18	.00	.00	.00000	M
					.00	.00	.00000	P
					.00	.00	01/31/19	

MONTGOMERY COUNTY
INVESTMENTS BY MATURITY DATE
MARCH 31, 2019

MATURITY DATE	INVESTMENT ID	TYPE	DESCRIPTION INSTITUTION SECURITY NUMBER	PURCHASE SOLD 1ST PAY	PURCHASE AMOUNT SALE AMOUNT POSTED INTEREST	FACE VALUE DISCOUNT/PREMIUM ACCRUED INTEREST	YIELD COUPON INT DATE	FREQ BASIS DAYS
			FUNDING:	50101	.00			
	MCTRA R &R	TRUST	RESERVE FUND REGIONS 1 [REDACTED]	06/21/18	506,847.69 .00 857.10	506,847.69 .00 .00	.00000 .00000 03/02/19	M P
			FUNDING:	50002	506,847.69			
	PROVIDENT	GA	GOVERNMENT SECURITIES PROVIDENT- [REDACTED] COMBO	02/08/11 07/26/17	2,616,541.69 .00 5,151.11	2,616,541.69 .00 .00	.00000 .00000 03/31/19	E P 360
			FUNDING:	C/P-2012 DEBT SER GENERAL LAW LIB	2,476,729.63 8,317.16 4,398.01 127,096.89			
	TEXAS CLASS	GA	GOVT POOL TEXAS CLASS [REDACTED]	01/06/12	30,593,775.64 .00 67,772.65	30,593,775.64 .00 .00	.00000 .00000 03/31/19	E P
			FUNDING:	DEBT SER GENERAL	39,729.74 30,554,045.90			
	TEXAS CLASS-GOV	POOL	GENERAL GOVT FUND	03/21/19	7,344,128.89 .00 5,407.34	7,344,128.89 .00 .00	.00000 .00000 03/31/19	M D 30
			FUNDING:	AUI60 AUI601 AUI602 AUI603 AUI604 AUI605	1,483,230.88 2,818,455.91 133,678.80 166,549.04 81,260.98 2,660,953.28			
	TEXSTAR POOL	GA	GOVERNMENT SECURITIES TexSTAR- [REDACTED] GENERAL FUND	12/21/10	8,772,906.51 .00 17,928.92	8,772,906.51 .00 .00	.00000 .00000 03/31/19	E P
			FUNDING:	AP GRANT AP MAINT GENERAL RD & BR	692,279.86 .00 7,766,884.20 313,742.45			
TOTALS FOR DATE					275,763,795.57 .00 435,244.76	275,763,795.57 .00 .00		
03/18/19	JP MORGAN CHASE	CD	CERT OF DEPOSIT INTEREST CHASE [REDACTED]		17,980.58 .00 17,980.58	17,980.58 .00 .00	2.05000 .00000	M D
			FUNDING:	110-GEN 225-RMGT 235-RMDC 236-DP-C 237-DCRC 40011-10	2,297.45 6,848.84 207.06 257.98 125.87 8,243.38			

MONTGOMERY COUNTY
INVESTMENTS BY MATURITY DATE
MARCH 31, 2019

MATURITY DATE	INVESTMENT ID	TYPE	DESCRIPTION INSTITUTION SECURITY NUMBER	PURCHASE SOLD 1ST PAY	PURCHASE AMOUNT SALE AMOUNT POSTED INTEREST	FACE VALUE DISCOUNT/PREMIUM ACCRUED INTEREST	YIELD COUPON INT DATE	FREQ BASIS DAYS
06/14/19	RAYMOND JAMES	GD	FHLB ██████████ FUNDING:	03/21/19 225 RM 40011	4,260,958.51 .00 .00 1,601,964.44 2,658,994.07	4,250,000.00 99.82 18,608.51	2.40000 1.62500	S D 83
07/05/19	VINGIN-31133EGJR	GA	FFC AGENCY COMPASS ██████████ FUNDING:	09/07/18 01/05/19 1101051	6,932,145.48 .00 .00 6,932,145.48	7,000,000.00 98.85 12,296.67	2.39000 1.02000	S D 180
07/29/19	INTL BK RATON N	CD	CERTIFICATE OF DEPOSIT INTL BK RATON ██████████ FUNDING:	03/29/19 1051	250,000.00 .00 .00 250,000.00	250,000.00 .00 .00	2.35000 2.35000	E D 365
07/29/19	MOUNTAIN COMM B	CD	CERTIFICATE OF DEPOSIT MOUNTAIN COMM BK ██████████ FUNDING:	03/29/19 04/29/19 1051	250,000.00 .00 .00 250,000.00	250,000.00 .00 .00	2.35000 2.35000	M D 365
TOTALS FOR DATE					500,000.00 .00 .00	500,000.00 .00 .00		
08/02/19	VINGIN SPARKS	GA	FARMER MAC BOND COMPASS BANK ██████████ FUNDING:	08/02/17 02/02/18 ██████████	10,000,000.00 .00 .00 10,000,000.00	10,000,000.00 .00 .00	1.45000 1.45000	S P 180
08/28/19	WESTERN ALLIANC	CD	CERTIFICATE OF DEPOSIT WESTERN ALLIANCE BK ██████████ FUNDING:	03/28/19 08/28/19 1051	250,000.00 .00 .00 250,000.00	250,000.00 .00 .00	2.40000 2.40000	E D 365
09/27/19	BANK LEUMI NY	CD	CERTIFICATE OF DEPOSIT BANK LEUMI NY ██████████ FUNDING:	03/27/19 09/27/19 1051	250,000.00 .00 .00 250,000.00	250,000.00 .00 .00	2.40000 2.40000	E D 365
09/27/19	BANK OF WEST SF	CD	CERTIFICATE OF DEPOSIT BANK OF WEST SF ██████████ FUNDING:	03/27/19 09/27/19 1051	250,000.00 .00 .00 250,000.00	250,000.00 .00 .00	2.40000 2.40000	E D 365
TOTALS FOR DATE					500,000.00 .00 .00	500,000.00 .00 .00		
09/30/19	PACIFIC PREMIER	CD	CERTIFICATE OF DEPOSIT PACIFIC PREMIER	03/26/19	250,000.00 .00	250,000.00 .00	2.40000 2.40000	E D

MONTGOMERY COUNTY
INVESTMENTS BY MATURITY DATE
MARCH 31, 2019

MATURITY DATE	INVESTMENT ID	TYPE	DESCRIPTION INSTITUTION SECURITY NUMBER	PURCHASE SOLD 1ST PAY	PURCHASE AMOUNT SALE AMOUNT POSTED INTEREST	FACE VALUE DISCOUNT/PREMIUM ACCRUED INTEREST	YIELD COUPON INT DATE	FREQ BASIS DAYS
			[REDACTED]	09/30/19	.00	.00		365
			FUNDING:	1051	250,000.00			
09/30/19	PATRIOT NTL BAN	CD	CERTIFICATE OF DEPOSIT BANK OF WEST SP	03/21/19	250,000.00	250,000.00	2.40000	E
			[REDACTED]	09/30/19	.00	.00	2.40000	D
			FUNDING:	1051	250,000.00	.00		365
TOTALS FOR DATE					500,000.00	500,000.00		
					.00	.00		
					.00	.00		
10/17/19	BANK UNITED	CD	CERT OF DEPOSIT BANK UNITED	10/17/18	250,000.00	250,000.00	2.50000	E
			[REDACTED]		.00	.00	.00000	D
			FUNDING:	[REDACTED]	250,000.00	.00		365
10/17/19	SAFRA NTL. BK	CD	CD SAFRA NTL. BK OF NY	10/17/18	250,000.00	250,000.00	1.50000	E
			[REDACTED]	10/17/18	.00	.00	.00000	P
			FUNDING:	[REDACTED]	250,000.00	.00		365
10/17/19	SYNOVUS BANK	CD	CERT OF DEPOSIT SYNOVUS BANK	10/17/18	250,000.00	250,000.00	2.55000	E
			[REDACTED]		.00	.00	.00000	D
			FUNDING:	[REDACTED]	250,000.00	.00		365
TOTALS FOR DATE					750,000.00	750,000.00		
					.00	.00		
					.00	.00		
10/18/19	F & M BANK CLAR	CD	CERT OF DEPOSIT BANK UNITED	10/18/18	250,000.00	250,000.00	2.50000	E
			[REDACTED]		.00	.00	.00000	D
			FUNDING:	[REDACTED]	250,000.00	.00		365
10/24/19	WASHINGTON FEDE	CD	CERT OF DEPOSIT WASHINGTON FEDERAL	10/24/18	250,000.00	250,000.00	2.50000	M
			[REDACTED]		.00	.00	.00000	D
			FUNDING:	[REDACTED]	250,000.00	.00		365
10/25/19	BRYN MAWR	CD	CERT OF DEPOSIT BRYN MAWR	10/24/18	250,000.00	250,000.00	2.55000	E
			[REDACTED]		.00	.00	.00000	D
			FUNDING:	[REDACTED]	250,000.00	.00		365
10/30/19	BEAL BANK SSB P	CD	CERT OF DEPOSIT BEAL BANK SSB PLANO	10/23/18	250,000.00	250,000.00	2.55000	E
			[REDACTED]		.00	.00	.00000	D
			FUNDING:	[REDACTED]	250,000.00	.00		365
10/30/19	MORGAN STANLEY	CD	CERT OF DEPOSIT	10/22/18	250,000.00	250,000.00	2.60000	E

MONTGOMERY COUNTY
INVESTMENTS BY MATURITY DATE
MARCH 31, 2019

MATURITY DATE	INVESTMENT ID	TYPE	DESCRIPTION INSTITUTION SECURITY NUMBER	PURCHASE SOLD 1ST PAY	PURCHASE AMOUNT SALE AMOUNT POSTED INTEREST	FACE VALUE DISCOUNT/PREMIUM ACCRUED INTEREST	YIELD COUPON INT DATE	FREQ BASIS DAYS
			MORGAN STANLEY		.00	.00	.00000	D
			[REDACTED]		.00	.00		365
			FUNDING:	[REDACTED]	250,000.00			
TOTALS FOR DATE					500,000.00	500,000.00		
					.00	.00		
					.00	.00		
01/17/20	VINING SPARKS-3	GD	FARMER MAC	01/17/18	9,996,674.47	10,000,000.00	2.01500	Q
			[REDACTED]		.00	99.97	2.00000	D
			[REDACTED]	07/17/18	.00	.00		360
			FUNDING:	FAMC	9,996,674.47			
02/11/20	VINING SPARKS-F	GA	FHLB	01/17/19	15,069,779.20	15,069,779.20	2.56000	Q
			COMPASS		.00	.00	2.56000	P
			[REDACTED]	02/11/19	.00	.00		
			FUNDING:	GENERAL	15,069,779.20			
03/27/20	FHLB	GD	FEDERAL HOME LOAN BANK	03/27/18	1,550,000.00	1,550,000.00	2.42000	S
			COMPASS		.00	.00	2.42000	D
			[REDACTED]	09/27/18	.00	.00		180
			FUNDING:	1051	1,550,000.00			
TOTAL REPORT					327,341,333.81	327,401,555.35		
					.00	298.64		
					453,225.34	30,905.18		

All Texas Counties and their investment of public funds are governed by the Texas Public Funds Act, as per Chapter 2256 of the Government Code. In Montgomery County the County Treasurer serves as the Investment Officer as approved by the Commissioner's Court. The investment portfolio of Montgomery County complies with the investment strategy expressed in Montgomery County's investment policy as well as all relevant provisions of the Texas Public Funds Investment Act

Signed: Melanie A. Bush Date: 4-23-19
County Treasurer

#3 902
FEB 26 2019

Consent-Treasurer

Commissioners Court-Regular Meeting

TO: Montgomery County Commissioners' Court

FROM: Melanie Bush, Treasurer

DATE: 02/26/2019

SUBJECT: Consider and approve the Monthly Investment Report for January 2019.

Attachments

01-2019 Monthly Investments

FEB 26 2019

02/05/19

MONTGOMERY COUNTY
 INVESTMENTS BY MATURITY DATE
 JANUARY 31, 2019

PAGE 1

MATURITY DATE	INVESTMENT ID	TYPE	DESCRIPTION INSTITUTION SECURITY NUMBER	PURCHASE SOLD 1ST PAY	PURCHASE AMOUNT SALE AMOUNT POSTED INTEREST	FACE VALUE DISCOUNT/PREMIUM ACCRUED INTEREST	YIELD COUPON INT DATE	FREQ BASIS DAYS
	AIM FUNDS	GA	GOVERNMENT ██████████ AIM INSTITUTIONAL FUNDS COMBO	12/28/10	3,270,576.18 .00 6,364.86	3,270,576.18 .00 .00	.00000 .00000 01/31/19	E P
			FUNDING: DEBT SER GENERAL LAW LIB2 RD-BR		98,694.73 6,539.46 167,407.66 2,997,934.33			
	BAIL BONDS	GA	GOVT SECURITIES TEXPOOL-██████████ BAIL BOND ADM	05/07/10	12,496.40 .00 25.31	12,496.40 .00 .00	.00000 .00000 01/31/19	E P
			FUNDING: BAIL BDS		12,496.40			
	DEBT SERVICE	GA	Govt Pool TexPool ██████████	04/14/10	568,120.82 .00 1,150.48	568,120.82 .00 .00	.00000 .00000 01/31/19	E P
			FUNDING: Debt Svc		568,120.82			
	ELECTIONS	GA	Govt Pool ██████████ TexPool ELECTIONS	04/14/10	72,466.36 .00 146.78	72,466.36 .00 .00	.00000 .00000 01/31/19	E P
			FUNDING: ELECTION		72,466.36			
	FICA	MM	MM MUTUAL FUNDS U.S. BANK, N.A. ██████████	08/28/13	746,151.08 .00 1,435.77	746,151.08 .00 .00	.00000 .00000 01/31/19	E P
			FUNDING: DEBTSERV		746,151.08			
	FICA-GEN. FUND	MM	██████████ SUB-GF U S BANK, NA	05/14/14	12,945,904.75 .00 24,910.97	12,945,904.75 .00 .00	.13000 .00000 01/31/19	M D
			FUNDING: GENERAL		12,945,904.75			
	FUNDS MGMT	GA	GOVT SECURITIES FUNDS Mgmt-██████████ COMBO		614,351.57 .00 1,202.20	614,351.57 .00 .00	.00000 .00000 01/31/19	E P 360
			FUNDING: ADLT SVC DEBT SER GENERAL RD-BR		.00 529,537.99 26,709.37 58,104.21			
	GENERAL FUND	GA	GOVERNMENT SECURITIES TEXPOOL-██████████ GENERAL FUND	05/12/10	5,096,777.90 .00 854.85	5,096,777.90 .00 .00	.00000 .00000 01/31/19	E P
			FUNDING: GENERAL		5,096,777.90			
	LOGIC	GA	CO BONDS SERIES 2012 JP MORGAN-██████████ CO BDS SER.2012		564,719.04 .00 1,241.73	564,719.04 .00 .00	.00000 .00000 01/31/19	E P
			FUNDING: CO BD 12		564,719.04			
	LOGIC - R & B	GA	██████████	07/01/14	13,587,687.39	13,587,687.39	.10000	E

MONTGOMERY COUNTY
INVESTMENTS BY MATURITY DATE
JANUARY 31, 2019

MATURITY DATE	INVESTMENT ID	TYPE	DESCRIPTION INSTITUTION SECURITY NUMBER	PURCHASE SOLD 1ST PAY	PURCHASE AMOUNT SALE AMOUNT POSTED INTEREST	FACE VALUE DISCOUNT/PREMIUM ACCRUED INTEREST	YIELD COUPON INT DATE	FREQ BASIS DAYS
			JP MORGAN CHASE ROAD & BRIDGE FUNDING:	07/26/17 YD/BRIDG	.00 29,877.40 13,587,687.39	.00 .00	.00000 01/31/19	P
	LOGIC CPRB 2016	GA	LOGIC CAP PROJ RDBD 2016 JP MORGAN ██████████ FUNDING:	01/21/16 07/26/17 RB 2016	14,099,826.84 .00 31,003.53 14,099,826.84	14,099,826.84 .00 .00	.41000 .00000 01/31/19	E P
	LOGIC INVESTMEN	GA	GOVT POOL LOGIC INVESTMENT ██████████ FUNDING:	01/15/14 YENERAL	40,917,238.04 .00 89,974.13 40,917,238.04	40,917,238.04 .00 .00	.11000 .00000 01/31/19	E P
	LOGIC RB 2016A	GA	CP TX RB 2016A JP MORGAN ██████████ ██████████ FUNDING:	12/21/16 07/26/17 RB 2016A	48,878,461.97 .00 107,476.83 48,878,461.97	48,878,461.97 .00 .00	.00000 .00000 01/31/19	M P
	LOGIC-ADULT SER	GA	██████████ JP MORGAN ADULT SERVICES FUNDING:	08/01/14 ADULTSER	1,097,906.80 .00 2,414.15 1,097,906.80	1,097,906.80 .00 .00	.00000 .00000 01/31/19	E P
	LONE STAR POOL	GA	GOVERNMENT SECURITIES ██████████ COMBO FUNDING:	12/17/10 GENERAL	15,422,583.84 .00 11,377.31 15,422,583.84	15,422,583.84 .00 .00	.00000 .00000 01/31/19	E P
	MCTRA 2018 DSR	TRUST	BOND PROCEEDS FUNDED REGIONS ██████████ FUNDING:	06/21/18 50101	6,003,408.69 .00 15.44 6,003,408.69	6,003,408.69 .00 .00	.00000 .00000 01/02/19	M D 360
	MCTRA 5952		2018 DEBT SERVICE REGIONS BANK FUNDING:	12/31/18 2018 DEB	87,480.34 .00 157.14 87,480.34	87,480.34 .00 .00	.00000 .00000 01/02/19	E P
	MCTRA 5962	TRUST	2018 PROJ. SUB ACCOUNT REGIONS ██████████ FUNDING:	06/21/18 50002	59,397,218.33 .00 7,697.72 59,397,218.33	59,397,218.33 .00 .00	.00000 .00000 01/02/19	M P
	MCTRA 5963	TRUST	2018 DSR BOND PROCEEDS REGIONS ██████████ FUNDING:	06/21/18 50101	10,339,022.33 .00 31.45 10,339,022.33	10,339,022.33 .00 .00	.00000 .00000 01/02/19	M P
	MCTRA 5965	TRUST	2018 DSR BOND PROCEEDS REGIONS ██████████	06/21/18	.00 .00 .00	.00 .00 .00	.00000 .00000 01/31/19	M P

MONTGOMERY COUNTY
INVESTMENTS BY MATURITY DATE
JANUARY 31, 2019

MATURITY DATE	INVESTMENT ID	TYPE	DESCRIPTION INSTITUTION SECURITY NUMBER	PURCHASE SOLD 1ST PAY	PURCHASE AMOUNT SALE AMOUNT POSTED INTEREST	FACE VALUE DISCOUNT/PREMIUM ACCRUED INTEREST	YIELD COUPON INT DATE	FREQ BASIS DAYS
			FUNDING:	50101	.00			
	MCTRA R & R	TRUST	RESERVE FUND REGIONS	06/21/18	505,049.07	505,049.07	.00000	M
					.00	.00	.00000	P
					907.31	.00	01/02/19	
			FUNDING:	50002	505,049.07			
	PROVIDENT	GA	GOVERNMENT SECURITIES	02/08/11	2,822,700.49	2,822,700.49	.00000	E
			PROVIDENT COMBO	07/26/17	.00	.00	.00000	P
					5,486.58	.00	01/31/19	360
			FUNDING:	C/P-2012	2,683,414.28			
			DEBT SER GENERAL		8,285.88			
			LAW LIB		4,381.47			
					126,618.86			
	TEXAS CLASS	GA	GOVT POOL TEXAS CLASS	01/06/12	15,470,886.28	15,470,886.28	.00000	E
					.00	.00	.00000	P
					24,028.20	.00	01/31/19	
			FUNDING:	DEBT SER GENERAL	39,570.15			
					15,431,316.13			
	TEXSTAR POOL	GA	GOVERNMENT SECURITIES	12/21/10	8,738,887.97	8,738,887.97	.00000	E
			TexSTAR- GENERAL FUND		.00	.00	.00000	P
					16,685.39	.00	01/31/19	
			FUNDING:	AP GRANT	692,279.86			
			AP MAINT		.00			
			GENERAL		7,734,082.26			
			RD & BR		312,525.85			
TOTALS FOR DATE					261,259,922.48	261,259,922.48		
					.00	.00		
					364,465.53	.00		
03/17/19	JP MORGAN CHASE	CD	JP MORGAN CHASE	03/18/18	11,561,091.83	11,561,091.83	.66000	M
					.00	.00	.00000	D
					20,570.98	.00	01/31/18	
			FUNDING:	110-GEN	1,477,208.24			
			225-RMGT		4,403,646.84			
			235-RMDC		133,136.00			
			236-DP-C		165,872.76			
			237-DCRC		80,931.02			
			40011-10		5,300,296.97			
03/20/19	BNY MELLON NTL	CD	1 YEAR CD BNY MELLON	03/20/18	250,000.00	250,000.00	2.00000	E
					.00	.00	.00000	D
					.00	.00		365
			FUNDING:	1051	250,000.00			
03/21/19	WESTERN ALLIANCE	CD	WESTERN ALLIANCE	03/21/18	250,000.00	250,000.00	2.00000	E
					.00	.00	2.00000	D
					.00	.00		365
			FUNDING:	1051	250,000.00			

MONTGOMERY COUNTY
INVESTMENTS BY MATURITY DATE
JANUARY 31, 2019

MATURITY DATE	INVESTMENT ID	TYPE	DESCRIPTION INSTITUTION SECURITY NUMBER	PURCHASE SOLD 1ST PAY	PURCHASE AMOUNT SALE AMOUNT POSTED INTEREST	FACE VALUE DISCOUNT/PREMIUM ACCRUED INTEREST	YIELD COUPON INT DATE	FREQ BASIS DAYS
03/22/19	BUSEY BK CHAMPA	CD	CD	03/22/18	250,000.00	250,000.00	2.00000	E
			BUSEY BK		.00	.00	.00000	D
			FUNDING:		1051	250,000.00	.00	.00
03/22/19	WEX BANK	CD	CD	03/22/18	250,000.00	250,000.00	2.00000	E
			WEX BANK		.00	.00	.00000	D
			FUNDING:		1051	250,000.00	.00	.00
TOTALS FOR DATE					500,000.00	500,000.00		
					.00	.00		
					.00	.00		
03/26/19	HUNTINGTON NTL	CD	CD	03/26/18	250,000.00	250,000.00	2.05000	E
			HUNTINGTON NTL		.00	.00	.00000	D
			FUNDING:		1051	250,000.00	.00	.00
03/28/19	BNB BK BRIDGETO	CD	CD	03/28/18	250,000.00	250,000.00	2.00000	E
			BNB BK BRIDEGTOWN		.00	.00	.00000	D
			FUNDING:		1051	250,000.00	.00	.00
03/28/19	FIRST NTL BK-DA	CD	CD	03/28/18	250,000.00	250,000.00	2.00000	E
			FIRST NTL BK-DAMARISCOTTA		.00	.00	.00000	D
			FUNDING:		1051	250,000.00	.00	.00
03/28/19	PARKWAY BK &TR	CD	CD	03/28/18	250,000.00	250,000.00	2.00000	E
			PARKWAY BK & TR- ILL		.00	.00	.00000	D
			FUNDING:		1051	250,000.00	.00	.00
03/28/19	PINNACLE BK-NAS	CD	CD	03/28/18	250,000.00	250,000.00	2.00000	E
			PINNACLE BK NASHVILLE		.00	.00	.00000	D
			FUNDING:		1051	250,000.00	.00	.00
TOTALS FOR DATE					1,000,000.00	1,000,000.00		
					.00	.00		
					.00	.00		
03/29/19	FLORIDA CMNTY B	CD	CD	03/29/18	250,000.00	250,000.00	2.05000	E
			FLORIDA CMNTY BK-NA		.00	.00	.00000	D
			FUNDING:		1051	250,000.00	.00	.00
07/05/19	VINGIN-3133EGJR	GA	FPC AGENCY	09/07/18	6,932,145.48	7,000,000.00	2.39000	S
			COMPASS		.00	98.85	1.02000	D
			FUNDING:		01/05/19	.00	12,296.67	

MONTGOMERY COUNTY
 INVESTMENTS BY MATURITY DATE
 JANUARY 31, 2019

MATURITY DATE	INVESTMENT ID	TYPE	DESCRIPTION INSTITUTION SECURITY NUMBER	PURCHASE SOLD 1ST PAY	PURCHASE AMOUNT SALE AMOUNT POSTED INTEREST	FACE VALUE DISCOUNT/PREMIUM ACCRUED INTEREST	YIELD COUPON INT DATE	FREQ BASIS DAYS
			FUNDING:	1101051	6,932,145.48			
08/02/19	VINING SPARKS	GA	FARMER MAC BOND	08/02/17	10,000,000.00	10,000,000.00	1.45000	S
			COMPASS BANK		.00	.00	1.45000	P
			[REDACTED]	02/02/18	.00	.00		180
			FUNDING:	[REDACTED]	10,000,000.00			
10/17/19	BANK UNITED	CD	CERT OF DEPOSIT	10/17/18	250,000.00	250,000.00	2.50000	E
			BANK UNITED		.00	.00	.00000	D
			[REDACTED]		.00	.00		365
			FUNDING:	[REDACTED]	250,000.00			
10/17/19	SAFRA NTL. BK	CD	CD	10/17/18	250,000.00	250,000.00	1.50000	E
			SAFRA NTL. BK OF NY		.00	.00	.00000	P
			[REDACTED]	10/17/18	.00	.00		365
			FUNDING:	[REDACTED]	250,000.00			
10/17/19	SYNOVUS BANK	CD	CERT OF DEPOSIT	10/17/18	250,000.00	250,000.00	2.55000	E
			SYNOVUS BANK		.00	.00	.00000	D
			[REDACTED]		.00	.00		365
			FUNDING:	[REDACTED]	250,000.00			
TOTALS FOR DATE					750,000.00	750,000.00		
					.00	.00		
					.00	.00		
10/18/19	F & M BANK CLAR	CD	CERT OF DEPOSIT	10/18/18	250,000.00	250,000.00	2.50000	E
			BANK UNITED		.00	.00	.00000	D
			[REDACTED]		.00	.00		365
			FUNDING:	[REDACTED]	250,000.00			
10/24/19	WASHINGTON FEDE	CD	CERT OF DEPOSIT	10/24/18	250,000.00	250,000.00	2.50000	M
			WASHINGTON FEDERAL		.00	.00	.00000	D
			[REDACTED]		.00	.00		365
			FUNDING:	[REDACTED]	250,000.00			
10/25/19	BRYN MAWR	CD	CERT OF DEPOSIT	10/24/18	250,000.00	250,000.00	2.55000	E
			BRYN MAWR		.00	.00	.00000	D
			[REDACTED]		.00	.00		365
			FUNDING:	[REDACTED]	250,000.00			
10/30/19	BEAL BANK SSB P	CD	CERT OF DEPOSIT	10/23/18	250,000.00	250,000.00	2.55000	E
			BEAL BANK SSB PLANO		.00	.00	.00000	D
			[REDACTED]		.00	.00		365
			FUNDING:	[REDACTED]	250,000.00			
10/30/19	MORGAN STANLEY	CD	CERT OF DEPOSIT	10/22/18	250,000.00	250,000.00	2.60000	E
			MORGAN STANLEY		.00	.00	.00000	D
			[REDACTED]		.00	.00		365
			FUNDING:	[REDACTED]	250,000.00			
TOTALS FOR DATE					500,000.00	500,000.00		

02/05/19

MONTGOMERY COUNTY
INVESTMENTS BY MATURITY DATE
JANUARY 31, 2019

PAGE 6

MATURITY DATE	INVESTMENT ID	TYPE	DESCRIPTION INSTITUTION SECURITY NUMBER	PURCHASE SOLD 1ST PAY	PURCHASE AMOUNT SALE AMOUNT POSTED INTEREST	FACE VALUE DISCOUNT/PREMIUM ACCRUED INTEREST	YIELD COUPON INT DATE	FREQ BASIS DAYS
					.00	.00		
					.00	.00		
01/17/20	VINING SPARKS-3	GD	FARMER MAC	01/17/18	9,996,674.47	10,000,000.00	2.01500	Q
			[REDACTED]	07/17/18	.00	99.97	2.00000	D
			FUNDING:	FAMC	9,996,674.47	.00		360
02/11/20	VINING SPARKS-F	GA	FHLB COMPASS	01/17/19	15,069,779.20	15,069,779.20	2.56000	Q
			[REDACTED]	02/11/19	.00	.00	2.56000	P
			FUNDING:	GENERAL	15,069,779.20	.00		
03/27/20	FHLB	GD	FEDERAL HOME LOAN BANK COMPASS	03/27/18	1,550,000.00	1,550,000.00	2.42000	S
			[REDACTED]	09/27/18	.00	.00	2.42000	D
			FUNDING:	1051	1,550,000.00	.00		180
TOTAL REPORT					320,869,613.46	320,940,793.51		
					.00	198.82		
					385,036.51	12,296.67		

All Texas Counties and their investment of public fundas are governed by the Texas Public Funds Act, as per Chapter 2256 of the Government Code. In Montgomery County the County Treasurer serves as the Investment Officer as approved by the Commissioner's Court. The investment portfolio of Montgomery County complies with the investment strategy expressed in Montgomery County's investment policy as well as all relevant provisions of the Texas Public Funds Investment Act

Signed: Melanie R. Bush Date: 2/19/19
County Treasurer