

#5 1002
APR 26 2022

Consent-Treasurer

Commissioners Court-Regular Meeting

TO: Montgomery County Commissioners Court

FROM: Melanie Bush, Treasurer

DATE: 04/26/2022

SUBJECT: Consider and approve the Quarterly Investment Report for the Quarter ending March 31, 2022.

Attachments

Quarterly Investment Report for Q ending March 31, 2022



**MELANIE K. BUSH
MONTGOMERY COUNTY TREASURER**

501 North Thompson, Suite 201, Conroe, Texas 77301
P.O. Box 1307, Conroe, Texas 77305
Phone: (936) 539-7844
Fax: (936) 760-6960

**FY 2021-2022 QUARTERLY INVESTMENT REPORT
ENDING MARCH 31, 2022**

Pursuant to Local Government Code 2256.023 I, Melanie K. Bush, Montgomery County Treasurer and Investment Officer do hereby submit The Quarterly Investment Report to the Montgomery County Commissioner's Court for approval and for recording in the minutes of the Court and with the Montgomery County Clerk. The Investment Statements are reconciled monthly.

All investments are in compliance with both the Public Funds Investment Act and the Montgomery County Investment Policy. As determined by the Investment Committee, the investment strategy is passive, which maintains a liquid cash flow and safety of the investment as priorities.

The following documents contain a summary statement of each pooled fund group that states the beginning book value and the ending book value along with the fully accrued interest. For the purposes of Local Investment Pools and Certificates of Deposit, the market value and the book value approximate to the same value. The Montgomery County Investment Officer has no control or authority in the decisions of said Investment Pools as to how the investments are diversified. All banks follow the directive that all certificates of deposit shall be at a federally insured depository institution and the full amount of the principal and accrued interest is insured by the United States.

Furthermore, The Investment Pools are in compliance with Government Code 2256.016 and specifically to the reporting requirements of sections(c) (1) and (2). The Certificates of Deposit are in compliance with Government Code 2256.010

I, Melanie K. Bush, County Treasurer of Montgomery County, Texas, who being fully sworn upon oath says that the within and foregoing report is true and correct to the best of her knowledge.

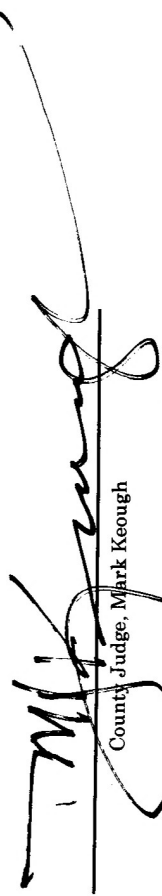
Filed and accompanying vouchers this, the 11 day of April, 2022.



Melanie K. Bush, Montgomery County Treasurer


**THE STATE OF TEXAS
COUNTY OF MONTGOMERY
AFFIDAVIT**

The Commissioners' Court of Montgomery County, TX hereby certifies that they have reviewed the Quarterly Investment Report as presented, hereby approve the report and request that it be filed with the official minutes of this meeting. In addition, the below signatures affirm that the Investment Report complies with statutes as referenced. Local Government Code 2256.023 and the affidavit states the ending quarterly balance of investments that are in the custody of the County Treasurer equals \$177,807,386.81.


Commissioner Pct. 1 – Robert Walker



County Judge, Mark Keough



Commissioner Pct. 2 – Charlie Riley



Commissioner Pct. 3 – James Noack

Commissioner Pct. 4 – James Metts

Subscribed and sworn to before me, the County Judge and the County Commissioners of Montgomery County, Texas, each respectively on this 20 day of April, 2022.




NOTARY PUBLIC STATE OF TEXAS
My commission expires: 3/20/26



#5
APR 26 2022



Montgomery County, TX
Melanie K. Bush
501 North Thompson Suite 201
Conroe, TX 77301
(936) 539-7844

QUARTERLY INVESTMENT REPORT FOR PERIOD ENDED MARCH 31, 2022.

SUBMITTED TO: COMMISSIONERS COURT, MONTGOMERY COUNTY
PREPARED BY: JAN AVERY, INVESTMENT MANAGER
PREPARED FOR: MELANIE K. BUSH, COUNTY TREASURER

This report is made in accordance with provisions of Govt. code 2256, The Public Funds Investment Act, amended effective September 1, 2011, which require quarterly reporting of investment transactions for county funds to the Commissioners Court. The investments held in Montgomery County's portfolio comply with the Public Funds Investment Act and with the County's Investment Policy and Strategies.

CASH AVAILABILITY:

Cash in our depository bank is kept at a minimum with excess funds being invested and matured to meet payroll and accounts payable requirements. A cash report is prepared Weekly and at the end of the month on the Woodforest Bank accounts. Average Daily Collected Balance in Woodforest National Bank, our depository bank, for the quarter January through March for the past two years.

	Avg. Daily Coll. Balance 2022	Avg. Daily Coll. Balance 2021
JANUARY	\$194,566,349.41	\$388,579,999.97
FEBRUARY	\$243,720,876.84	\$407,249,578.62
MARCH	\$190,947,851.12	\$360,059,943.74

We have depository contracts with Woodforest National Bank. The contracts are for 05/13/21 through 05/12/2023. Amegy Bank is the Depository for the Tax Assessor.

INVESTMENTS:

	Amt of Dollars Invested 2022	Amt of Dollars Invested 2021
JANUARY	\$174,168,048.98	\$158,178,132.58
FEBRUARY	\$174,791,761.14	\$204,172,796.62
MARCH	\$177,807,386.81	\$212,271,550.01

The amount currently invested at 03/31/2022 is \$177,807,386.81 which includes interest posted for the month of March 2022 for MCTX and MCTRA accounts.

DIRECT INVESTMENTS MUNI BONDS:

	Book value	Maturity
Harris County Tax Bond	\$1,265,122.22	5/15/2022
Federal Farm Credit Bank	\$10,000,000.00	3/15/2024
County of Miami Dade FL Muni	\$4,997,762.49	4/1/2023
Federal Home Loan Bank	\$15,000,000.00	10/28/2024
Federal Home Loan Bank	\$10,000,000.00	2/22/2024
Federal Home Loan Bank	\$4,980,932.54	1/13/2025
Federal Home Loan Bank	\$15,000,000.00	0/16/2024
Federal Home Loan Bank	\$9,917,649.34	1/13/2025
Federal Home Loan Bank	\$5,063,773.43	6/6/2023
Federal Home Loan Mortg.	\$9,804,163.43	11/2/2023
NY & NJ Port Authority	\$4,481,716.53	7/1/2023
Total Direct Investments- March 31, 2022		\$90,511,119.98

MCTRA - TRUST ACCOUNTS WITH REGIONS BANK:

2018 DSR BOND PROCEEDS-	\$6,424,526.34	
2018 PROJ SUB ACCOUNT-	\$6,610,877.98	
2018 DSR BOND PROCEEDS-	\$0.00	
2018 OPS/MAIN-	\$516,882.56	
2018 RESERVE FUND-	\$1,000,175.02	
2018 Debt Service-	\$365,394.52	
MCTRA -RESERVE -	\$984,627.16	
MCTRA PROJ. ENH -	\$11,243,237.55	
2018 RENEW/REPLACE -	\$375,036.20	\$27,520,757.33

CERTIFICATES OF DEPOSIT:

		Maturity
Spirit of Texas Bank - CD - 0.45%	\$10,048,520.96	8/27/2022
Spirit of Texas Bank- CD 0.46%	\$10,026,750.06	8/14/2022
Spirit of Texas Bank - CD - 0.45%	\$10,022,335.82	9/14/2022
Total CD's - March 31, 2022		\$30,097,606.84

VARIOUS MUTUAL FUND AND POOL AC	\$0.00	\$22,745,308.08
--	--------	------------------------

MONEY MARKET BANK ACCOUNTS:

Guaranty Comm Bank - MM - 0.25	\$2,319,321.59	
Guaranty Comm Bank - MM - 0.25	\$4,613,272.99	\$6,932,594.58

Direct Inves. Mutual Funds, MCTRA, Bank MM and CD's		\$177,807,386.81
--	--	-------------------------

SAS 99 requires the auditor to identify and assess risk that may result in a misstatement due to fraud. The Treasurer, as the Chief Investment Officer, acknowledges that risks may occur. Risks may be associated with the selection of broker/dealers, diversification of investments and investment limitation. Through adherence to the Investment Policy and the Internal Controls listed in the policy, these risks are reduced. The Treasurer is actively reducing investment risk in several ways. Applications for broker/dealers are reviewed and selected by the Treasurer and the Investment Committee.

To reduce risk of diversification of investments and investment limitations, reports of investments purchased, prepared for Commissioners Court and audited by the Auditor's office. Lastly, to protect against potential fraud and embezzlement, the investments are secured through third party custody and safekeeping procedures. These programs and controls should mitigate the risk that may result in a misstatement due to fraud.



MONTGOMERY COUNTY INVESTMENTS
Portfolio Management
Portfolio Summary
March 31, 2022

Montgomery County, TX
 Melanie K. Bush
 501 North Thompson Suite 201
 Conroe, TX 77301
 (936)539-7844

Investments	Par Value	Market Value	Book Value	% of Portfolio	Term	Days to Maturity	YTWC 360 Equiv.	YTWC 365 Equiv.
Federal Agency Coupon Securities	84,500,000.00	84,248,235.27	84,248,235.27	56.06	900	279	1.124	1.139
Municipal Bonds	6,265,000.00	6,291,452.69	6,262,884.71	4.17	883	300	0.768	0.779
Compounding Cert of Deposits	30,097,606.84	30,097,606.84	30,097,606.84	20.03	425	150	0.447	0.453
Managed Pool Accounts	15,006,739.41	15,006,739.41	15,006,739.41	9.99	1	1	0.108	0.110
Mutual Funds	7,738,568.67	7,738,568.67	7,738,568.67	5.15	1	1	0.216	0.219
Money Market Accounts	6,932,594.58	6,932,594.58	6,932,594.58	4.61	1	1	0.345	0.350
Investments	150,540,509.50	150,315,197.46	150,286,629.48	100.00%	627	199	0.789	0.800

Total Earnings	March 31 Month Ending	Fiscal Year To Date
Current Year	98,168.15	1,652,631.61
Average Daily Balance	149,421,851.38	
Effective Rate of Return	0.77%	

Melanie K. Bush

 MELANIE K. BUSH, COUNTY TREASURER 4/14/2022

Reporting period 03/01/2022-03/31/2022

Run Date: 04/07/2022 - 16:17

Portfolio MCTX
 AC
 PM (PRF_PM1) 7.3.11
 Report Ver. 7.3.11

MONTGOMERY COUNTY INVESTMENTS
Portfolio Management
Portfolio Details - Investments
March 31, 2022

CUSIP	Investment #	Issuer	Average Balance	Purchase Date	Par Value	Market Value	Book Value	Stated Rate	YTM/C 360	YTM/C 365	Days to Maturity	Maturity Date
Federal Agency Coupon Securities												
██████████	10062	Federal Farm Credit Bank		03/15/2021	10,000,000.00	10,000,000.00	10,000,000.00	0.370	0.365	0.370	714	03/15/2024
██████████	10066	Federal Home Loan Bank		10/28/2021	15,000,000.00	15,000,000.00	15,000,000.00	0.850	0.838	0.850	27	10/28/2024
██████████	10070	Federal Home Loan Bank		11/22/2021	10,000,000.00	10,000,000.00	10,000,000.00	0.625	0.924	0.937	51	02/22/2024
██████████	10076	Federal Home Loan Bank		01/13/2022	5,000,000.00	4,980,932.54	4,980,932.54	1.100	1.223	1.240	287	01/13/2025
██████████	10077	Federal Home Loan Bank		01/28/2022	10,000,000.00	9,917,649.34	9,917,649.34	1.100	1.401	1.420	287	01/13/2025
██████████	10078	Federal Home Loan Bank		02/16/2022	15,000,000.00	15,000,000.00	15,000,000.00	1.250	1.233	1.250	321	08/16/2024
██████████	10082	Federal Home Loan Bank		03/22/2022	5,000,000.00	5,063,773.43	5,063,773.43	2.160	1.588	1.610	431	06/06/2023
██████████	10081	Federal Home Loan Mtg Corp		03/15/2022	10,000,000.00	9,804,163.43	9,804,163.43	0.320	1.630	1.652	215	11/02/2023
██████████	10080	NY & NJ PORT AUTHORITY		02/14/2022	4,500,000.00	4,481,716.53	4,481,716.53	1.086	1.500	1.521	456	07/01/2023
Subtotal and Average			76,386,693.39		84,500,000.00	84,248,235.27	84,248,235.27	1.124	1.139	1.139	279	
Municipal Bonds												
██████████	10010	HARRIS COUNTY TAX BOND		04/09/2020	1,265,000.00	1,293,690.20	1,265,122.22	2.102	1.993	2.021	44	05/15/2022
██████████	10056	COUNTY OF MIAMI DADE FL		09/30/2020	5,000,000.00	4,997,762.49	4,997,762.49	0.420	0.458	0.465	365	04/01/2023
Subtotal and Average			6,262,836.26		6,265,000.00	6,291,452.69	6,262,884.71	0.768	0.779	0.779	300	
Compounding Cert of Deposits												
██████████	10061	SPIRIT OF TEXAS BANK		02/27/2021	10,048,520.96	10,048,520.96	10,048,520.96	0.450	0.444	0.450	148	08/27/2022
██████████	10063	SPIRIT OF TEXAS BANK		08/14/2021	10,026,750.06	10,026,750.06	10,026,750.06	0.460	0.454	0.460	135	08/14/2022
██████████	10065	SPIRIT OF TEXAS BANK		09/14/2021	10,022,335.82	10,022,335.82	10,022,335.82	0.450	0.444	0.450	166	09/14/2022
██████████	10046	VERITEX COMMUNITY BANK		09/01/2020	0.00	0.00	0.00	1.710	1.687	1.710	0	03/22/2022
Subtotal and Average			37,100,061.37		30,097,606.84	30,097,606.84	30,097,606.84	0.447	0.453	0.453	150	
Managed Pool Accounts												
██████████	10073	TEXAS FIXED INCOME TRUST		12/29/2021	15,006,739.41	15,006,739.41	15,006,739.41	0.110	0.108	0.110	1	
Subtotal and Average			15,003,969.73		15,006,739.41	15,006,739.41	15,006,739.41	0.108	0.110	0.110	1	
Mutual Funds												
██████████	10015	AIM FUNDS		09/01/2020	0.00	0.00	0.00	0.090	0.089	0.090	1	
██████████	10016	AIM FUNDS		09/01/2020	0.00	0.00	0.00	0.090	0.089	0.090	1	
██████████	10018	AIM FUNDS		09/01/2020	0.00	0.00	0.00	0.090	0.089	0.090	1	
██████████	10047	AIM FUNDS		09/01/2020	0.00	0.00	0.00	0.090	0.089	0.090	1	
██████████	10000	FUNDS MANAGEMENT		09/01/2020	0.00	0.00	0.00	0.040	0.039	0.040	1	
██████████	10001	FUNDS MANAGEMENT		09/01/2020	0.00	0.00	0.00	0.040	0.039	0.040	1	
██████████	10002	FUNDS MANAGEMENT		09/01/2020	0.00	0.00	0.00	0.040	0.039	0.040	1	
██████████	10019	LOGIC INVESTMENTS		09/01/2020	0.00	0.00	0.00	0.257	0.253	0.257	1	
██████████	10020	LOGIC INVESTMENTS		09/01/2020	0.00	0.00	0.00	0.257	0.253	0.257	1	
██████████	10021	LOGIC INVESTMENTS		09/01/2020	0.00	0.00	0.00	0.257	0.253	0.257	1	

Portfolio MCTX
AC
PM (PRF_PM2) 7.3.11

MONTGOMERY COUNTY INVESTMENTS
Portfolio Management
Portfolio Details - Investments
March 31, 2022

CUSIP	Investment #	Issuer	Average Balance	Purchase Date	Par Value	Market Value	Book Value	Stated Rate	YTM/C 360	YTM/C 365	Days to Maturity	Maturity Date
Mutual Funds												
██████	10022	LOGIC INVESTMENTS		09/01/2020	0.00	0.00	0.00	0.257	0.253	0.257	1	
██████	10023	PROVIDENT		09/01/2020	0.00	0.00	0.00	0.050	0.049	0.050	1	
██████	10024	PROVIDENT		09/01/2020	0.00	0.00	0.00	0.050	0.049	0.050	1	
██████	10025	PROVIDENT		09/01/2020	0.00	0.00	0.00	0.050	0.049	0.050	1	
██████	10026	PROVIDENT		09/01/2020	0.00	0.00	0.00	0.050	0.049	0.050	1	
██████	10011	TEXPOOL INVESTMENTS		09/01/2020	11,144.47	11,144.47	11,144.47	0.150	0.148	0.150	1	
██████	10012	TEXPOOL INVESTMENTS		09/01/2020	582,733.17	582,733.17	582,733.17	0.150	0.148	0.150	1	
██████	10013	TEXPOOL INVESTMENTS		09/01/2020	74,330.12	74,330.12	74,330.12	0.150	0.148	0.150	1	
██████	10014	TEXPOOL INVESTMENTS		09/01/2020	0.00	0.00	0.00	0.160	0.158	0.160	1	
██████	10028	TEXAS CLASS		09/01/2020	40,892.97	40,892.97	40,892.97	0.220	0.216	0.220	1	
██████	10029	TEXAS CLASS		09/01/2020	2,730,141.14	2,730,141.14	2,730,141.14	0.272	0.268	0.272	1	
██████	10030	TEXAS CLASS		09/01/2020	83,373.84	83,373.84	83,373.84	0.272	0.268	0.272	1	
██████	10031	TEXAS CLASS		09/01/2020	2,891,739.05	2,891,739.05	2,891,739.05	0.220	0.216	0.220	1	
██████	10032	TEXAS CLASS		09/01/2020	137,154.57	137,154.57	137,154.57	0.220	0.216	0.220	1	
██████	10033	TEXAS CLASS		09/01/2020	170,879.51	170,879.51	170,879.51	0.220	0.216	0.220	1	
██████	10049	TEXAS CLASS		09/01/2020	2,106.65	2,106.65	2,106.65	0.220	0.216	0.220	1	
██████	10034	TEXSTAR INVESTMENTS		09/01/2020	692,279.86	692,279.86	692,279.86	0.116	0.114	0.116	1	
██████	10035	TEXSTAR INVESTMENTS		09/01/2020	0.00	0.00	0.00	0.116	0.114	0.116	1	
██████	10036	TEXSTAR INVESTMENTS		09/01/2020	321,793.32	321,793.32	321,793.32	0.116	0.114	0.116	1	
		Subtotal and Average	7,736,973.26		7,738,568.67	7,738,568.67	7,738,568.67	0.216	0.219		1	
Money Market Accounts												
██████	10037	GUARANTY BANK		09/01/2020	2,319,321.59	2,319,321.59	2,319,321.59	0.350	0.345	0.350	1	
██████	10050	GUARANTY BANK		09/18/2020	38,612.32	38,612.32	38,612.32	0.350	0.345	0.350	1	
██████	10051	GUARANTY BANK		09/18/2020	653,431.97	653,431.97	653,431.97	0.350	0.345	0.350	1	
██████	10052	GUARANTY BANK		09/18/2020	302,048.14	302,048.14	302,048.14	0.350	0.345	0.350	1	
██████	10053	GUARANTY BANK		09/18/2020	3,136,781.12	3,136,781.12	3,136,781.12	0.350	0.345	0.350	1	
██████	10054	GUARANTY BANK		09/18/2020	482,399.44	482,399.44	482,399.44	0.350	0.345	0.350	1	
		Subtotal and Average	6,931,317.36		6,932,594.58	6,932,594.58	6,932,594.58	0.345	0.350		1	
		Total and Average	149,421,851.38		150,540,509.50	150,315,197.46	150,286,629.48	0.789	0.800		199	

MONTGOMERY COUNTY INVESTMENTS
Portfolio Management
Portfolio Details - Cash
March 31, 2022

CUSIP	Investment #	Issuer	Average Balance	Purchase Date	Par Value	Market Value	Book Value	Stated Rate	YTM/C 360	YTM/C 365	Days to Maturity
			Average Balance								0
			Total Cash and Investments		149,421,851.38	150,540,609.50	150,315,197.46	150,286,629.48	0.789	0.800	199



MONTGOMERY COUNTY INVESTMENTS
Portfolio Management
Portfolio Summary
January 31, 2022

Montgomery County, TX
 Melanie K. Bush
 501 North Thompson Suite 201
 Conroe, TX 77301
 (936)539-7844

Investments	Par Value	Market Value	Book Value	% of Portfolio	Term	Days to Maturity	YTM/C 360 Equiv.	YTM/C 365 Equiv.
Federal Agency Coupon Securities	50,000,000.00	49,892,234.49	49,892,234.49	34.09	1,038	142	0.849	0.861
Municipal Bonds	6,520,000.00	6,553,872.57	6,517,959.89	4.45	874	348	0.802	0.813
Compounding Cert of Deposits	60,277,897.32	60,277,897.32	60,277,897.32	41.19	442	115	0.749	0.760
Managed Pool Accounts	15,002,055.44	15,002,055.44	15,002,055.44	10.25	1	1	0.108	0.110
Mutual Funds	7,736,308.88	7,736,308.88	7,736,308.88	5.29	1	1	0.216	0.219
Money Market Accounts	6,930,236.52	6,930,236.52	6,930,236.52	4.74	1	1	0.345	0.350
Investments	146,466,498.16	146,392,605.22	146,356,692.54	100.00%	575	111	0.673	0.682

Total Earnings	January 31 Month Ending	Fiscal Year To Date
Current Year	70,179.06	1,473,507.74
Average Daily Balance	135,784,635.81	
Effective Rate of Return	0.61%	

Melanie K. Bush *2/11/22*

 MELANIE K. BUSH, COUNTY TREASURER

Reporting period 01/01/2022-01/31/2022

Run Date: 02/02/2022 - 10:03

Portfolio MCTX
 AC
 PM (PRF_PM1) 7.3.11
 Report Ver. 7.3.11

MONTGOMERY COUNTY INVESTMENTS
Portfolio Management
Portfolio Details - Investments
January 31, 2022

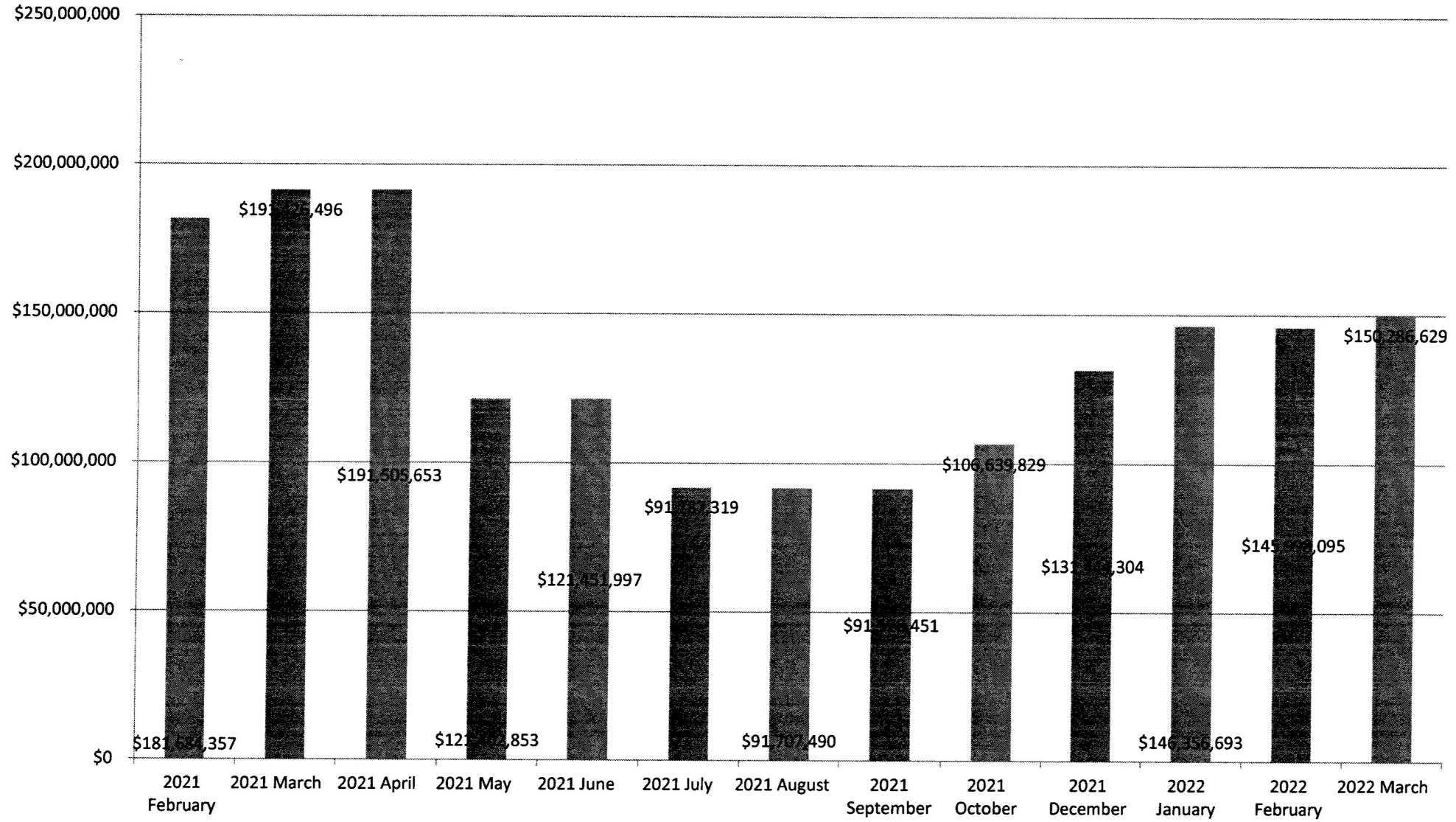
CUSIP	Investment #	Issuer	Average Balance	Purchase Date	Par Value	Market Value	Book Value	Stated Rate	YTM/C 360	YTM/C 365	Days to Maturity	Maturity Date
Federal Agency Coupon Securities												
	10062	Federal Farm Credit Bank		03/15/2021	10,000,000.00	10,000,000.00	10,000,000.00	0.370	0.365	0.370	42	03/15/2024
	10066	Federal Home Loan Bank		10/28/2021	15,000,000.00	15,000,000.00	15,000,000.00	0.850	0.838	0.850	86	10/28/2024
	10070	Federal Home Loan Bank		11/22/2021	10,000,000.00	10,000,000.00	10,000,000.00	0.625	0.616	0.625	21	02/22/2024
	10076	Federal Home Loan Bank		01/13/2022	5,000,000.00	4,979,790.78	4,979,790.78	1.100	1.223	1.240	346	01/13/2025
	10077	Federal Home Loan Bank		01/28/2022	10,000,000.00	9,912,443.71	9,912,443.71	1.100	1.401	1.420	346	01/13/2025
		Subtotal and Average	39,331,052.51		50,000,000.00	49,892,234.49	49,892,234.49		0.849	0.861	142	
Municipal Bonds												
	10009	FT BEND CNTY MUNI		06/05/2020	255,000.00	262,792.80	255,281.44	3.000	1.629	1.652	28	03/01/2022
	10010	HARRIS COUNTY TAX BOND		04/09/2020	1,265,000.00	1,293,690.20	1,265,288.88	2.102	1.993	2.021	103	05/15/2022
	10056	COUNTY OF MIAMI DADE FL		09/30/2020	5,000,000.00	4,997,389.57	4,997,389.57	0.420	0.458	0.465	424	04/01/2023
		Subtotal and Average	6,518,043.08		6,520,000.00	6,553,872.57	6,517,959.89		0.802	0.813	346	
Compounding Cert of Deposits												
	10044	GUARANTY BANK		09/01/2020	4,574,761.82	4,574,761.82	4,574,761.82	1.760	1.736	1.760	3	02/04/2022
	10045	GUARANTY BANK		09/01/2020	271,136.47	271,136.47	271,136.47	1.760	1.736	1.760	3	02/04/2022
	10057	SPIRIT OF TEXAS BANK		02/09/2021	15,054,995.54	15,054,995.54	15,054,995.54	0.400	0.395	0.400	8	02/09/2022
	10061	SPIRIT OF TEXAS BANK		02/27/2021	10,041,215.69	10,041,215.69	10,041,215.69	0.450	0.444	0.450	207	08/27/2022
	10063	SPIRIT OF TEXAS BANK		08/14/2021	10,019,298.71	10,019,298.71	10,019,298.71	0.460	0.454	0.460	194	08/14/2022
	10065	SPIRIT OF TEXAS BANK		09/14/2021	10,015,049.58	10,015,049.58	10,015,049.58	0.450	0.444	0.450	225	09/14/2022
	10046	VERITEX COMMUNITY BANK		09/01/2020	10,301,439.51	10,301,439.51	10,301,439.51	1.710	1.687	1.710	49	03/22/2022
		Subtotal and Average	60,270,444.86		60,277,897.32	60,277,897.32	60,277,897.32		0.749	0.760	115	
Managed Pool Accounts												
	10073	TEXAS FIXED INCOME TRUST		12/29/2021	15,002,055.44	15,002,055.44	15,002,055.44	0.110	0.108	0.110	1	
		Subtotal and Average	15,000,201.44		15,002,055.44	15,002,055.44	15,002,055.44		0.108	0.110	1	
Mutual Funds												
	10015	AIM FUNDS		09/01/2020	0.00	0.00	0.00	0.090	0.089	0.090	1	
	10016	AIM FUNDS		09/01/2020	0.00	0.00	0.00	0.090	0.089	0.090	1	
	10018	AIM FUNDS		09/01/2020	0.00	0.00	0.00	0.090	0.089	0.090	1	
	10047	AIM FUNDS		09/01/2020	0.00	0.00	0.00	0.090	0.089	0.090	1	
	10000	FUNDS MANAGEMENT		09/01/2020	0.00	0.00	0.00	0.040	0.039	0.040	1	
	10001	FUNDS MANAGEMENT		09/01/2020	0.00	0.00	0.00	0.040	0.039	0.040	1	
	10002	FUNDS MANAGEMENT		09/01/2020	0.00	0.00	0.00	0.040	0.039	0.040	1	
	10019	LOGIC INVESTMENTS		09/01/2020	0.00	0.00	0.00	0.257	0.253	0.257	1	
	10020	LOGIC INVESTMENTS		09/01/2020	0.00	0.00	0.00	0.257	0.253	0.257	1	
	10021	LOGIC INVESTMENTS		09/01/2020	0.00	0.00	0.00	0.257	0.253	0.257	1	

Portfolio MCTX
AC
PM (PRF_PM2) 7.3.11

MONTGOMERY COUNTY INVESTMENTS
Portfolio Management
Portfolio Details - Investments
January 31, 2022

CUSIP	Investment #	Issuer	Average Balance	Purchase Date	Par Value	Market Value	Book Value	Stated Rate	YTM/C 360	YTM/C 365	Days to Maturity	Maturity Date
Mutual Funds												
██████	10022	LOGIC INVESTMENTS		09/01/2020	0.00	0.00	0.00	0.257	0.253	0.257	1	
██████	10023	PROVIDENT		09/01/2020	0.00	0.00	0.00	0.050	0.049	0.050	1	
██████	10024	PROVIDENT		09/01/2020	0.00	0.00	0.00	0.050	0.049	0.050	1	
██████	10025	PROVIDENT		09/01/2020	0.00	0.00	0.00	0.050	0.049	0.050	1	
██████	10026	PROVIDENT		09/01/2020	0.00	0.00	0.00	0.050	0.049	0.050	1	
██████	10011	TEXPOOL INVESTMENTS		09/01/2020	11,142.58	11,142.58	11,142.58	0.150	0.148	0.150	1	
██████	10012	TEXPOOL INVESTMENTS		09/01/2020	582,628.84	582,628.84	582,628.84	0.150	0.148	0.150	1	
██████	10013	TEXPOOL INVESTMENTS		09/01/2020	74,316.82	74,316.82	74,316.82	0.150	0.148	0.150	1	
██████	10014	TEXPOOL INVESTMENTS		09/01/2020	0.00	0.00	0.00	0.160	0.158	0.160	1	
██████	10028	TEXAS CLASS		09/01/2020	40,879.20	40,879.20	40,879.20	0.220	0.216	0.220	1	
██████	10029	TEXAS CLASS		09/01/2020	2,729,221.50	2,729,221.50	2,729,221.50	0.272	0.268	0.272	1	
██████	10030	TEXAS CLASS		09/01/2020	83,345.75	83,345.75	83,345.75	0.272	0.268	0.272	1	
██████	10031	TEXAS CLASS		09/01/2020	2,890,764.96	2,890,764.96	2,890,764.96	0.220	0.216	0.220	1	
██████	10032	TEXAS CLASS		09/01/2020	137,108.37	137,108.37	137,108.37	0.220	0.216	0.220	1	
██████	10033	TEXAS CLASS		09/01/2020	170,821.95	170,821.95	170,821.95	0.220	0.216	0.220	1	
██████	10049	TEXAS CLASS		09/01/2020	2,105.94	2,105.94	2,105.94	0.220	0.216	0.220	1	
██████	10034	TEXSTAR INVESTMENTS		09/01/2020	692,279.86	692,279.86	692,279.86	0.116	0.114	0.116	1	
██████	10035	TEXSTAR INVESTMENTS		09/01/2020	0.00	0.00	0.00	0.116	0.114	0.116	1	
██████	10036	TEXSTAR INVESTMENTS		09/01/2020	321,693.11	321,693.11	321,693.11	0.116	0.114	0.116	1	
		Subtotal and Average	7,736,799.66		7,736,308.88	7,736,308.88	7,736,308.88		0.216	0.219	1	
Money Market Accounts												
██████	10037	GUARANTY BANK		09/01/2020	2,318,524.33	2,318,524.33	2,318,524.33	0.350	0.345	0.350	1	
██████	10050	GUARANTY BANK		09/18/2020	38,624.04	38,624.04	38,624.04	0.350	0.345	0.350	1	
██████	10051	GUARANTY BANK		09/18/2020	653,207.35	653,207.35	653,207.35	0.350	0.345	0.350	1	
██████	10052	GUARANTY BANK		09/18/2020	301,944.31	301,944.31	301,944.31	0.350	0.345	0.350	1	
██████	10053	GUARANTY BANK		09/18/2020	3,135,702.88	3,135,702.88	3,135,702.88	0.350	0.345	0.350	1	
██████	10054	GUARANTY BANK		09/18/2020	482,233.61	482,233.61	482,233.61	0.350	0.345	0.350	1	
		Subtotal and Average	6,929,094.26		6,930,236.52	6,930,236.52	6,930,236.52		0.346	0.350	1	
		Total and Average	136,784,636.81		146,466,498.16	146,392,606.22	146,366,692.64		0.673	0.682	111	

MCTX Book Value History Chart 03/31/2022



MCTX Book Value by Investment Type - March 31, 2022



- Federal Agency Coupon Securities
- Municipal Bonds
- Compounding Cert of Deposits
- Managed Pool Accounts
- Mutual Funds
- Money Market Accounts



**MONTGOMERY COUNTY DETAILED INVESTMENT PORTFOLIO
FISCAL YEAR 2021-2022
QUARTERLY REPORT AS OF MARCH 31, 2022**

	Issuer	Purchase Date	Par Value	Market Value	Book Value	Stated Rate	Days to Maturity	Maturity Date
General Fund								
Compounding Cert of Deposits								
	SPIRIT OF TEXAS BANK	2/27/2021	10,048,520.96	10,048,520.96	10,048,520.96	0.450	148	8/27/2022
	SPIRIT OF TEXAS BANK	8/14/2021	10,026,750.06	10,026,750.06	10,026,750.06	0.460	135	8/14/2022
	SPIRIT OF TEXAS BANK	9/14/2021	10,022,335.82	10,022,335.82	10,022,335.82	0.450	166	9/14/2022
Federal Agency Coupon Securities								
	NY & NJ PORT AUTHORITY	2/14/2022	4,500,000.00	4,481,716.53	4,481,716.53	1.086	456	7/1/2023
	Federal Farm Credit Bank	3/15/2021	10,000,000.00	10,000,000.00	10,000,000.00	0.370	714	3/15/2024
	Federal Home Loan Bank	10/28/2021	15,000,000.00	15,000,000.00	15,000,000.00	0.850	27	10/28/2024
	Federal Home Loan Bank	11/22/2021	10,000,000.00	10,000,000.00	10,000,000.00	0.625	51	2/22/2024
	Federal Home Loan Bank	1/13/2022	5,000,000.00	4,980,932.54	4,980,932.54	1.100	287	1/13/2025
	Federal Home Loan Bank	1/28/2022	10,000,000.00	9,917,649.34	9,917,649.34	1.100	287	1/13/2025
	Federal Home Loan Bank	2/16/2022	15,000,000.00	15,000,000.00	15,000,000.00	1.250	321	8/16/2024
	Federal Home Loan Bank	3/22/2022	5,000,000.00	5,063,773.43	5,063,773.43	2.160	431	6/6/2023
	Federal Home Loan Mtg Corp	3/15/2022	10,000,000.00	9,804,163.43	9,804,163.43	0.320	215	11/2/2023
Managed Pool Accounts								
	TEXAS FIXED INCOME TRUST	12/29/2021	15,006,739.41	15,006,739.41	15,006,739.41	0.110	1	
Money Market Accounts								
	GUARANTY BANK	9/1/2020	2,319,321.59	2,319,321.59	2,319,321.59	0.350	1	
	GUARANTY BANK	9/18/2020	38,612.32	38,612.32	38,612.32	0.350	1	

Municipal Bonds

[REDACTED]	COUNTY OF MIAMI DADE FL	9/30/2020	5,000,000.00	4,997,762.49	4,997,762.49	0.420	365	4/1/2023
[REDACTED]	HARRIS COUNTY TAX BOND	4/9/2020	1,265,000.00	1,293,690.20	1,265,122.22	2.102	44	5/15/2022

Mutual Funds

[REDACTED]	AIM FUNDS	9/1/2020	0.00	0.00	0.00	0.090	1
[REDACTED]	FUNDS MANAGEMENT	9/1/2020	0.00	0.00	0.00	0.040	1
[REDACTED]	LOGIC INVESTMENTS	9/1/2020	0.00	0.00	0.00	0.257	1
[REDACTED]	PROVIDENT	9/1/2020	0.00	0.00	0.00	0.050	1
[REDACTED]	TEXAS CLASS	9/1/2020	2,106.65	2,106.65	2,106.65	0.220	1
[REDACTED]	TEXPOOL INVESTMENTS	9/1/2020	11,144.47	11,144.47	11,144.47	0.150	1
[REDACTED]	TEXPOOL INVESTMENTS	9/1/2020	0.00	0.00	0.00	0.160	1
[REDACTED]	TEXSTAR INVESTMENTS	9/1/2020	0.00	0.00	0.00	0.116	1
			<u>\$138,240,531.28</u>	<u>\$138,015,219.24</u>	<u>\$137,986,651.26</u>		

Road & Bridge**Money Market Accounts**

[REDACTED]	GUARANTY BANK	9/18/2020	3,136,781.12	3,136,781.12	3,136,781.12	0.350	1
------------	---------------	-----------	--------------	--------------	--------------	-------	---

Mutual Funds

[REDACTED]	AIM FUNDS	9/1/2020	0.00	0.00	0.00	0.090	1
[REDACTED]	FUNDS MANAGEMENT	9/1/2020	0.00	0.00	0.00	0.040	1
[REDACTED]	LOGIC INVESTMENTS	9/1/2020	0.00	0.00	0.00	0.257	1
[REDACTED]	TEXSTAR INVESTMENTS	9/1/2020	321,793.32	321,793.32	321,793.32	0.116	1
			<u>\$3,458,574.44</u>	<u>\$3,458,574.44</u>	<u>\$3,458,574.44</u>		

Law Library**Money Market Accounts**

[REDACTED]	GUARANTY BANK	9/18/2020	302,048.14	302,048.14	302,048.14	0.350	1
------------	---------------	-----------	------------	------------	------------	-------	---

Mutual Funds

[REDACTED]	AIM FUNDS	9/1/2020	0.00	0.00	0.00	0.090	1
[REDACTED]	PROVIDENT	9/1/2020	0.00	0.00	0.00	0.050	1
			<u>\$302,048.14</u>	<u>\$302,048.14</u>	<u>\$302,048.14</u>		

CO. CLK. REC. MGMT & PRESERV.

Mutual Funds

██████████	TEXAS CLASS	9/1/2020	<u>2,891,739.05</u>	<u>2,891,739.05</u>	<u>2,891,739.05</u>	0.220	1
			\$2,891,739.05	\$2,891,739.05	\$2,891,739.05		

DIST. CLK REC. MGMT & PRESERV

Mutual Funds

██████████	TEXAS CLASS	9/1/2020	<u>137,154.57</u>	<u>137,154.57</u>	<u>137,154.57</u>	0.220	1
------------	-------------	----------	-------------------	-------------------	-------------------	-------	---

DC RECORDS PRESERV.

Mutual Funds

██████████	TEXAS CLASS	9/1/2020	<u>83,373.84</u>	<u>83,373.84</u>	<u>83,373.84</u>	0.272	1
			\$83,373.84	\$83,373.84	\$83,373.84		

CNTY & DIST COURT DIG. PRESERV

Mutual Funds

██████████	TEXAS CLASS	9/1/2020	<u>170,879.51</u>	<u>170,879.51</u>	<u>170,879.51</u>	0.220	1
			\$170,879.51	\$170,879.51	\$170,879.51		

Contracts Election Service

Mutual Funds

██████████	TEXPOOL INVESTMENTS	9/1/2020	<u>74,330.12</u>	<u>74,330.12</u>	<u>74,330.12</u>	0.150	1
			\$74,330.12	\$74,330.12	\$74,330.12		

GRANT

Mutual Funds

██████████	TEXSTAR INVESTMENTS	9/1/2020	<u>692,279.86</u>	<u>692,279.86</u>	<u>692,279.86</u>	0.116	1
			\$692,279.86	\$692,279.86	\$692,279.86		

Debt Service

Money Market Accounts

██████████	GUARANTY BANK	9/18/2020	653,431.97	653,431.97	653,431.97	0.350	1
------------	---------------	-----------	------------	------------	------------	-------	---

Mutual Funds

██████████	AIM FUNDS	9/1/2020	0.00	0.00	0.00	0.090	1
	FUNDS MANAGEMENT	9/1/2020	0.00	0.00	0.00	0.040	1
	PROVIDENT	9/1/2020	0.00	0.00	0.00	0.050	1
	TEXAS CLASS	9/1/2020	40,892.97	40,892.97	40,892.97	0.220	1

██████████	TEXPOOL INVESTMENTS	9/1/2020	<u>582,733.17</u>	<u>582,733.17</u>	<u>582,733.17</u>	0.150	1
			<u>\$1,277,058.11</u>	<u>\$1,277,058.11</u>	<u>\$1,277,058.11</u>		
<u>CP REV. TOLL BONDS 2010</u>							
Mutual Funds							
██████████	TEXAS CLASS	9/1/2020	<u>2,730,141.14</u>	<u>2,730,141.14</u>	<u>2,730,141.14</u>	0.272	1
			<u>\$2,730,141.14</u>	<u>\$2,730,141.14</u>	<u>\$2,730,141.14</u>		
<u>CP RB 2012</u>							
Money Market Accounts							
██████████	GUARANTY BANK	9/18/2020	482,399.44	482,399.44	482,399.44	0.350	1
Mutual Funds							
██████████	PROVIDENT	9/1/2020	<u>0.00</u>	<u>0.00</u>	<u>0.00</u>	0.050	1
			<u>\$482,399.44</u>	<u>\$482,399.44</u>	<u>\$482,399.44</u>		
<u>CP RB 2016</u>							
Mutual Funds							
██████████	LOGIC INVESTMENTS	9/1/2020	<u>0.00</u>	<u>0.00</u>	<u>0.00</u>	0.257	1
			<u>\$0.00</u>	<u>\$0.00</u>	<u>\$0.00</u>		
<u>CP RB 2016A</u>							
Mutual Funds							
██████████	LOGIC INVESTMENTS	9/1/2020	<u>0.00</u>	<u>0.00</u>	<u>0.00</u>	0.257	1
			<u>\$0.00</u>	<u>\$0.00</u>	<u>\$0.00</u>		
Total			150,540,509.50	150,315,197.46	150,286,629.48		



**MONTGOMERY CO TOLL ROAD
Portfolio Management
Portfolio Summary
March 31, 2022**

Montgomery County, TX
Melanie K. Bush
501 North Thompson Suite 201
Conroe, TX 77301
(936)539-7844

Investments	Par Value	Market Value	Book Value	% of Portfolio	Term	Days to Maturity	YTM 360 Equiv.	YTM 365 Equiv.
Money Market Accounts	27,520,757.33	27,520,757.33	27,520,757.33	100.00	1	1	0.000	0.000
Investments	27,520,757.33	27,520,757.33	27,520,757.33	100.00%	1	1	0.000	0.000

Total Earnings	March 31 Month Ending	Fiscal Year To Date
Current Year	209.11	37,590.81
Average Daily Balance	28,089,091.53	
Effective Rate of Return	0.01%	

Melanie K. Bush *4/14/2022*

 MELANIE K. BUSH, COUNTY TREASURER

Reporting period 03/01/2022-03/31/2022

Run Date: 04/07/2022 - 10:55

Portfolio MTRA
CC
PM (PRF_PM1) 7.3.11
Report Ver. 7.3.11

MONTGOMERY CO TOLL ROAD
Portfolio Management
Portfolio Details - Investments
March 31, 2022

CUSIP	Investment #	Issuer	Average Balance	Purchase Date	Par Value	Market Value	Book Value	Stated Rate	Fitch	YTM 365	Days to Maturity	Maturity Date
Money Market Accounts												
██████	10000	FIDELITY		09/01/2020	984,627.16	984,627.16	984,627.16			0.000	1	
██████	10001	FIDELITY		09/01/2020	365,394.52	365,394.52	365,394.52			0.000	1	
██████	10002	FIDELITY		09/01/2020	6,424,526.34	6,424,526.34	6,424,526.34			0.000	1	
██████	10003	FIDELITY		09/01/2020	516,882.56	516,882.56	516,882.56			0.000	1	
██████	10004	FIDELITY		09/01/2020	375,036.20	375,036.20	375,036.20			0.000	1	
██████	10005	FIDELITY		09/01/2020	1,000,175.02	1,000,175.02	1,000,175.02			0.000	1	
██████	10006	FIDELITY		09/01/2020	11,243,237.55	11,243,237.55	11,243,237.55			0.000	1	
██████	10007	FIDELITY		09/01/2020	6,610,877.98	6,610,877.98	6,610,877.98			0.000	1	
██████	10008	FIDELITY		09/01/2020	0.00	0.00	0.00			0.000	1	
Subtotal and Average			28,089,091.53		27,520,757.33	27,520,757.33	27,520,757.33			0.000	1	
GIC/GAC												
██████	10010	CITIGROUP GLOBAL MARKETS INC		09/01/2020	0.00	0.00	0.00			0.000	1	
Subtotal and Average			0.00		0.00	0.00	0.00			0.000	0	
Total and Average			28,089,091.53		27,520,757.33	27,520,757.33	27,520,757.33			0.000	1	



**MONTGOMERY CO TOLL ROAD
Portfolio Management
Portfolio Summary
January 31, 2022**

Montgomery County, TX
Melanie K. Bush
501 North Thompson Suite 201
Conroe, TX 77301
(936)539-7844

Investments	Par Value	Market Value	Book Value	% of Portfolio	Term	Days to Maturity	YTM 360 Equiv.	YTM 365 Equiv.
Money Market Accounts	27,811,356.44	27,811,356.44	27,811,356.44	100.00	1	1	0.000	0.000
Investments	27,811,356.44	27,811,356.44	27,811,356.44	100.00%	1	1	0.000	0.000

Total Earnings	January 31 Month Ending	Fiscal Year To Date
Current Year	219.59	37,148.30
Average Daily Balance	27,238,029.63	
Effective Rate of Return	0.01%	

Melanie K. Bush *2/11/22*

 MELANIE K. BUSH, COUNTY TREASURER

Reporting period 01/01/2022-01/31/2022

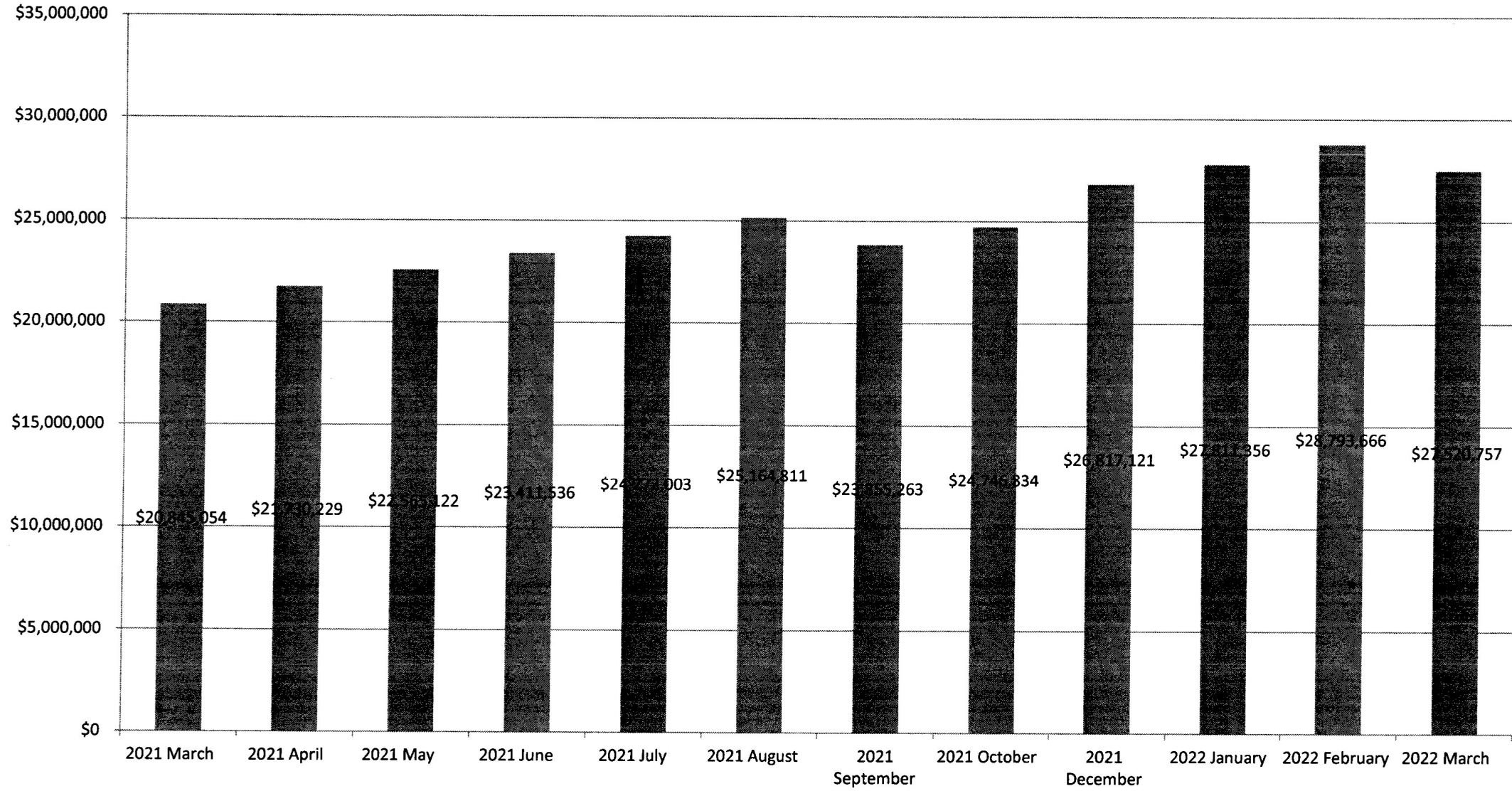
Run Date: 02/02/2022 - 10:33

Portfolio MTRA
CC
PM (PRF_PM1) 7.3.11
Report Ver. 7.3.11

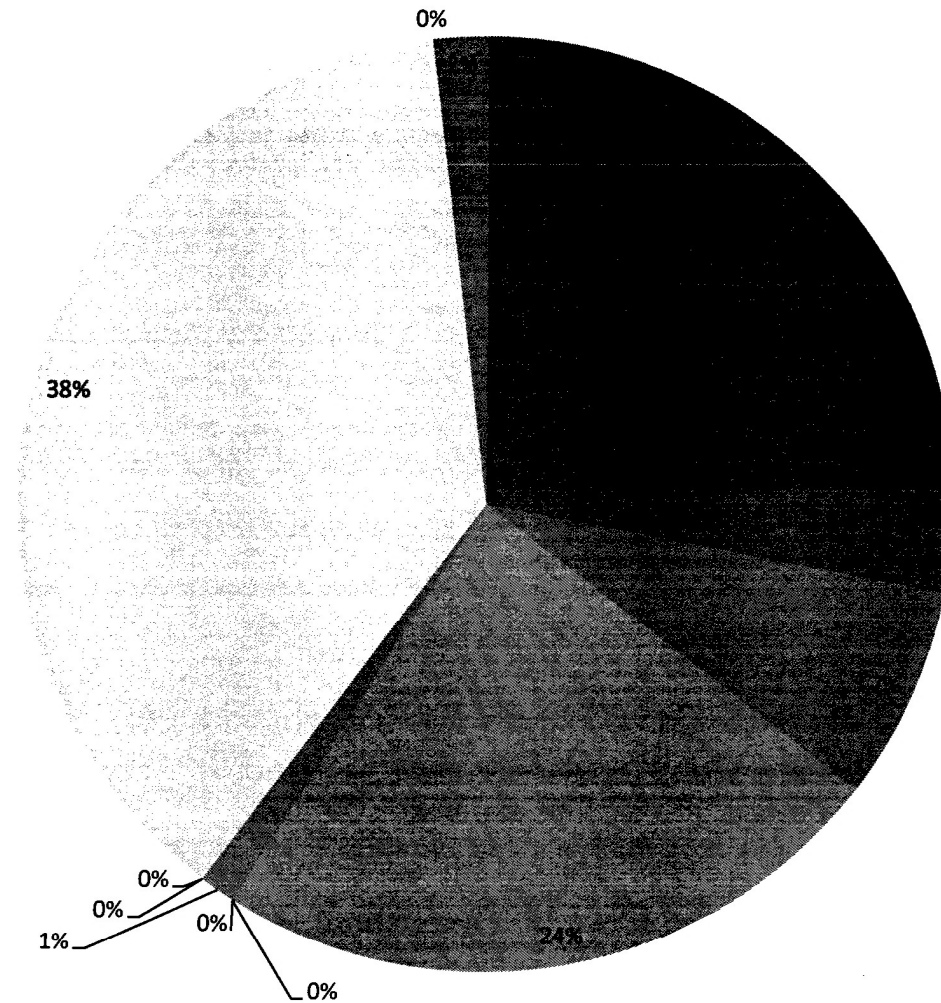
**MONTGOMERY CO TOLL ROAD
Portfolio Management
Portfolio Details - Investments
January 31, 2022**

CUSIP	Investment #	Issuer	Average Balance	Purchase Date	Par Value	Market Value	Book Value	Stated Rate	Fitch	YTM 365	Days to Maturity	Maturity Date
Money Market Accounts												
████████	10000	FIDELITY		09/01/2020	1,065,150.27	1,065,150.27	1,065,150.27			0.000	1	
████████	10001	FIDELITY		09/01/2020	1,826,721.59	1,826,721.59	1,826,721.59			0.000	1	
████████	10002	FIDELITY		09/01/2020	6,424,422.48	6,424,422.48	6,424,422.48			0.000	1	
████████	10003	FIDELITY		09/01/2020	516,874.20	516,874.20	516,874.20			0.000	1	
████████	10004	FIDELITY		09/01/2020	333,364.17	333,364.17	333,364.17			0.000	1	
████████	10005	FIDELITY		09/01/2020	1,000,158.85	1,000,158.85	1,000,158.85			0.000	1	
████████	10006	FIDELITY		09/01/2020	10,018,394.76	10,018,394.76	10,018,394.76			0.000	1	
████████	10007	FIDELITY		09/01/2020	6,626,270.12	6,626,270.12	6,626,270.12			0.000	1	
████████	10008	FIDELITY		09/01/2020	0.00	0.00	0.00			0.000	1	
		Subtotal and Average	27,238,029.63		27,811,356.44	27,811,356.44	27,811,356.44			0.000	1	
GIC/GAC												
████████	10010	CITIGROUP GLOBAL MARKETS INC		09/01/2020	0.00	0.00	0.00			0.000	1	
		Subtotal and Average	0.00		0.00	0.00	0.00			0.000	0	
		Total and Average	27,238,029.63		27,811,356.44	27,811,356.44	27,811,356.44			0.000	1	

MCTRA Book Value History - March 2021 - March 2022



MCTRA Investment Portfolio Summary - MARCH 31, 2022



- 105400
- 105401
- 105402
- 105403
- 105404
- 105405
- 105406
- 105407
- 105408
- 105409
- 105410
- 105411

MONTGOMERY COUNTY MCTRA DETAILED INVESTMENT PORTFOLIO
FISCAL YEAR 2021-2022
QUARTERLY REPORT AS OF MARCH 31, 2022



CUSIP / Investment #	Issuer	Purchase Date	Par Value	Market Value	Book Value
2018 PROJECT					
Money Market Accounts					
	FIDELITY	9/1/2020	6,610,877.98	6,610,877.98	6,610,877.98
			<u>\$6,610,877.98</u>	<u>\$6,610,877.98</u>	<u>\$6,610,877.98</u>
RENEW/REPL					
Money Market Accounts					
	FIDELITY	9/1/2020	1,000,175.02	1,000,175.02	1,000,175.02
			<u>\$1,000,175.02</u>	<u>\$1,000,175.02</u>	<u>\$1,000,175.02</u>
2018 DEBT SERVICE					
Money Market Accounts					
	FIDELITY	9/1/2020	365,394.52	365,394.52	365,394.52
			<u>\$365,394.52</u>	<u>\$365,394.52</u>	<u>\$365,394.52</u>
2018 DSR BOND					
Money Market Accounts					
	FIDELITY	9/1/2020	6,424,526.34	6,424,526.34	6,424,526.34
			<u>\$6,424,526.34</u>	<u>\$6,424,526.34</u>	<u>\$6,424,526.34</u>
2018 CAP INT					
GIC/GAC					
	CITIGROUP GLOBAL MAF	9/1/2020	0.00	0.00	0.00
Money Market Accounts					
	FIDELITY	9/1/2020	0.00	0.00	0.00
			<u>\$0.00</u>	<u>\$0.00</u>	<u>\$0.00</u>

MONTGOMERY COUNTY MCTRA DETAILED INVESTMENT PORTFOLIO
FISCAL YEAR 2021-2022
QUARTERLY REPORT AS OF MARCH 31, 2022

RENEW/REPLACE [REDACTED]
Money Market Accounts

[REDACTED]	FIDELITY	9/1/2020	<u>375,036.20</u>	<u>375,036.20</u>	<u>375,036.20</u>
			\$375,036.20	\$375,036.20	\$375,036.20

PROJECT ENHANCE [REDACTED]
Money Market Accounts

[REDACTED]	FIDELITY	9/1/2020	<u>11,243,237.55</u>	<u>11,243,237.55</u>	<u>11,243,237.55</u>
			\$11,243,237.55	\$11,243,237.55	\$11,243,237.55

REVENUE FUND [REDACTED]
Money Market Accounts

[REDACTED]	FIDELITY	9/1/2020	<u>984,627.16</u>	<u>984,627.16</u>	<u>984,627.16</u>
			\$984,627.16	\$984,627.16	\$984,627.16

OPS & MAINT RESERVE [REDACTED]
Money Market Accounts

[REDACTED]	FIDELITY	9/1/2020	<u>516,882.56</u>	<u>516,882.56</u>	<u>516,882.56</u>
			\$516,882.56	\$516,882.56	\$516,882.56

	Total		27,520,757.33	27,520,757.33	27,520,757.33
--	--------------	--	----------------------	----------------------	----------------------