

#3 1067  
JUL 26 2022

Consent-Treasurer

**Commissioners Court-Regular Meeting**

**TO:** Montgomery County Commissioners Court

**FROM:** Melanie Bush, Treasurer

**DATE:** 07/26/2022

**SUBJECT:** Consider and approve the Quarterly Investment Report for the quarter ending June 30, 2022

---

**Attachments**

Quarterly Investment Report for Q ending June 30, 2022

---

1901  
MAY 10 1901  
RECEIVED  
U. S. DEPARTMENT OF AGRICULTURE  
WASHINGTON, D. C.



**MELANIE K. BUSH**  
**MONTGOMERY COUNTY TREASURER**

501 North Thompson, Suite 201, Conroe, Texas 77301  
P.O. Box 1307, Conroe, Texas 77305  
Phone: (936) 539-7844  
Fax: (936) 760-6960

**FY 2021-2022 QUARTERLY INVESTMENT REPORT**  
**ENDING JUNE 30, 2022**

Pursuant to Government Code 2256.023 I, Melanie K. Bush, Montgomery County Treasurer and Investment Officer do hereby submit The Quarterly Investment Report to the Montgomery County Commissioner's Court for approval and for recording in the minutes of the Court and with the Montgomery County Clerk. The Investment Statements are reconciled monthly.

All investments are in compliance with both the Public Funds Investment Act and the Montgomery County Investment Policy. As determined by the Investment Committee, the investment strategy is passive, which maintains a liquid cash flow and safety of the investment as priorities.

The following documents contain a summary statement of each pooled fund group that states the beginning book value and the ending book value along with the fully accrued interest. For the purposes of Local Investment Pools and Certificates of Deposit, the market value and the book value approximate to the same value. The Montgomery County Investment Officer has no control or authority in the decisions of said Investment Pools as to how the investments are diversified. All banks follow the directive that all certificates of deposit shall be at a federally insured depository institution and the full amount of the principal and accrued interest is insured by the United States.

Furthermore, The Investment Pools are in compliance with Government Code 2256.016 and specifically to the reporting requirements of sections(c) (1) and (2). The Certificates of Deposit are in compliance with Government Code 2256.010

I, Melanie K. Bush, County Treasurer of Montgomery County, Texas, who being fully sworn upon oath says that the within and foregoing report is true and correct to the best of her knowledge.

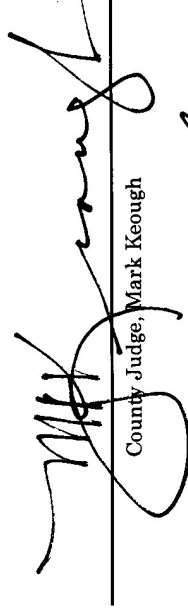
Filed and accompanying vouchers this, the 19<sup>th</sup> day of July, 2022.



Melanie K. Bush, Montgomery County Treasurer

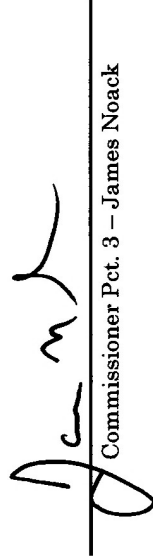
**THE STATE OF TEXAS**  
**COUNTY OF MONTGOMERY**  
**AFFIDAVIT**


The Commissioners' Court of Montgomery County, TX hereby certifies that they have reviewed the Quarterly Investment Report as presented, hereby approve the report and request that it be filed with the official minutes of this meeting. In addition, the below signatures affirm that the Investment Report complies with statutes as referenced. Government Code 2256.023 and the affidavit states the ending quarterly balance of investments that are in the custody of the County Treasurer equals \$191,344,799.80.

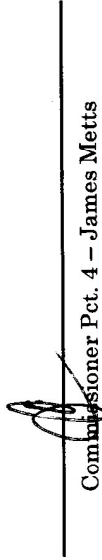
  
County Judge, Mark Keough

**ABSENT**


Commissioner Pct. 1 – Robert Walker


  
Commissioner Pct. 3 – James Noack

  
Commissioner Pct. 2 – Charlie Riley

  
Commissioner Pct. 4 – James Metts

Subscribed and sworn to before me, the County Judge and the County Commissioners of Montgomery County, Texas, each respectively on this 19 day of July 2022.



  
NOTARY PUBLIC STATE OF TEXAS

(Affix Notary Seal)

My commission expires: March 20, 2026

#3 1062  
JUL 26 2022

**MONTGOMERY COUNTY QUARTERLY INVESTMENT REPORT**  
**Quarter Ending June 30, 2022**



Montgomery County, TX  
Melanie K. Bush  
501 North Thompson Suite 201  
Conroe, TX 77301  
(936) 539-7844

SUBMITTED TO: COMMISSIONERS COURT, MONTGOMERY COUNTY  
PREPARED BY: JAN AVERY, INVESTMENT MANAGER  
PREPARED FOR: MELANIE K. BUSH, COUNTY TREASURER

This report is made in accordance with provisions of Govt. code 2256, The Public Funds Investment Act, amended effective September 1, 2011, which require quarterly reporting of investment transactions for county funds to the Commissioners Court. The investments held in Montgomery County's portfolio comply with the Public Funds Investment Act and with the County's Investment Policy and Strategies.

**CASH AVAILABILITY:**

Cash in our depository bank is kept at a minimum with excess funds being invested and matured to meet payroll and accounts payable requirements. A cash report is prepared Weekly and at the end of the month on the Woodforest Bank accounts. Average Daily Collected Balance in Woodforest National Bank, our depository bank, for the quarter April through June for the past two years.

	<b>Avg. Daily Coll. Balance 2022</b>	<b>Avg. Daily Coll. Balance 2021</b>
April	\$167,975,515.22	\$341,693,832.50
May	\$144,784,492.41	\$373,815,634.68
June	\$144,775,262.30	\$423,524,758.89

We have depository contracts with Woodforest National Bank. The contracts are for 05/13/21 through 05/12/2023. Amegy Bank is the Depository for the Tax Assessor.



**MONTGOMERY COUNTY QUARTERLY INVESTMENT REPORT**  
**Quarter Ending June 30, 2022**

**INVESTMENTS:**

	<b>Amt of Dollars Invested 2022</b>	<b>Amt of Dollars Invested 2021</b>
April	\$193,908,431.70	\$213,235,881.59
May	\$190,329,897.97	\$143,967,975.35
June	\$191,344,799.80	\$144,863,533.52

The amount currently invested at 06/30/2022 is \$191,344,799.80 which includes interest posted for the month of June 2022 for MCTX and MCTRA accounts.

**DIRECT INVESTMENTS MUNI BONDS:**

	<b>Book value</b>	<b>Maturity</b>
County of Miami Dade FL Muni	\$4,998,321.86	4/1/2023
Federal National Mtg Assn	\$3,332,224.09	5/22/2023
Federal Home Loan Bank	\$5,025,202.58	6/6/2023
NY & NJ Port Authority	\$4,486,540.67	7/1/2023
Federal Home Loan Mortg.	\$10,000,000.00	10/25/2023
Federal Home Loan Mortg.	\$9,836,894.24	11/2/2023
Federal Home Loan Bank	\$10,000,000.00	2/22/2024
Federal Farm Credit Bank	\$10,000,000.00	3/15/2024
Federal Home Loan Bank	\$5,000,000.00	4/12/2024
Federal Home Loan Bank	\$15,000,000.00	8/16/2024
Federal Home Loan Bank	\$15,000,000.00	10/28/2024
Federal Home Loan Bank	\$4,982,645.19	1/13/2025
Federal Home Loan Bank	\$9,925,457.78	1/13/2025
<b>Total Direct Investments - June 30, 2022</b>		<b>\$107,587,286.41</b>

**MONTGOMERY COUNTY QUARTERLY INVESTMENT REPORT**  
**Quarter Ending June 30, 2022**

**MCTRA - TRUST ACCOUNTS WITH REGIONS BANK:**

2018 DSR BOND PROCEEDS- [REDACTED]	\$6,427,919.87	
2018 PROJ SUB ACCOUNT- [REDACTED]	\$6,427,836.55	
2018 DSR BOND PROCEEDS- [REDACTED]	\$0.00	
2018 RESERVE FUND- [REDACTED]	\$1,000,703.32	
2018 OPS/MAIN- [REDACTED]	\$517,155.59	
2018 RENEW/REPLACE - [REDACTED]	\$437,747.72	
2018 Debt Service- [REDACTED]	\$1,461,794.74	
MCTRA -RESERVE - [REDACTED]	\$1,163,272.40	
MCTRA PROJ. ENH - [REDACTED]	\$13,156,690.78	
	<b>Total:</b>	<b>\$30,593,120.97</b>

**CERTIFICATES OF DEPOSIT:**

		<b>Maturity</b>
Simmons Bank - CD 0.46%	\$10,038,380.08	8/14/2022
Simmons Bank - CD - 0.45%	\$10,059,922.77	8/27/2022
Simmons Bank - CD - 0.45%	\$10,033,707.92	9/14/2022
	Total CD's:	<b>\$30,132,010.77</b>

**VARIOUS MUTUAL FUND AND POOL ACCOUNTS:**

\$0.00                      **\$22,783,140.67**

**MONEY MARKET BANK ACCOUNTS:**

Guaranty Comm Bank - MM - 0.25	\$249,240.98	<b>\$249,240.98</b>
--------------------------------	--------------	---------------------

**Direct Inves. Mutual Funds, MCTRA, Bank MM and CD's**                      **\$191,344,799.80**

SAS 99 requires the auditor to identify and assess risk that may result in a misstatement due to fraud. The Treasurer, as the Chief Investment Officer, acknowledges that risks may occur. Risks may be associated with the selection of broker/dealers, diversification of investments and investment limitation. Through adherence to the Investment Policy and the Internal Controls listed in the policy, these risks are reduced. The Treasurer is actively reducing investment risk in several ways. Applications for broker/dealers are reviewed and selected by the Treasurer and the Investment Committee.

To reduce risk of diversification of investments and investment limitations, reports of investments purchased, prepared for Commissioners Court and audited by the Auditor's office. Lastly, to protect against potential fraud and embezzlement, the investments are secured through third party custody and safekeeping procedures. These programs and controls should mitigate the risk that may result in a misstatement due to fraud.



**MONTGOMERY COUNTY INVESTMENTS**  
**Portfolio Management**  
**Portfolio Summary**  
**June 30, 2022**

Montgomery County, TX  
 Melanie K. Bush  
 501 North Thompson Suite 201  
 Conroe, TX 77301  
 (936)539-7844

<b>Investments</b>	<b>Par Value</b>	<b>Market Value</b>	<b>Book Value</b>	<b>% of Portfolio</b>	<b>Term</b>	<b>Days to Maturity</b>	<b>YTM/C 360 Equiv.</b>	<b>YTM/C 365 Equiv.</b>
Federal Agency Coupon Securities	102,883,000.00	102,589,964.55	102,588,964.55	63.82	840	130	1.293	1.311
Municipal Bonds	5,000,000.00	4,998,321.96	4,998,321.86	3.11	913	274	0.458	0.465
Compounding Cert of Deposits	30,132,010.77	30,132,010.77	30,132,010.77	18.74	425	59	0.447	0.453
Managed Pool Accounts	15,029,547.94	15,029,547.94	15,029,547.94	9.35	1	1	0.108	0.110
Mutual Funds	7,753,592.73	7,753,592.73	7,753,592.73	4.82	1	1	0.216	0.219
Money Market Accounts	249,240.98	249,240.98	249,240.98	0.16	1	1	0.345	0.350
<b>Investments</b>	<b>161,047,392.42</b>	<b>160,751,678.83</b>	<b>160,751,678.83</b>	<b>100.00%</b>	<b>644</b>	<b>141</b>	<b>0.944</b>	<b>0.957</b>

<b>Total Earnings</b>	<b>June 30 Month Ending</b>	<b>Fiscal Year To Date</b>
Current Year	142,304.45	2,030,054.36
<b>Average Daily Balance</b>	<b>160,723,351.51</b>	
<b>Effective Rate of Return</b>	<b>1.08%</b>	

*Melanie K. Bush*      *7/19/2022*  
 \_\_\_\_\_  
 MELANIE K. BUSH, COUNTY TREASURER

Reporting period 06/01/2022-06/30/2022

Run Date: 07/05/2022 - 09:41

Portfolio MCTX  
 AC  
 PM (PRF\_PM1) 7.3.11  
 Report Ver. 7.3.11

**MONTGOMERY COUNTY INVESTMENTS**  
**Portfolio Management**  
**Portfolio Details - Investments**  
**June 30, 2022**

CUSIP	Investment #	Issuer	Average Balance	Purchase Date	Par Value	Market Value	Book Value	Stated Rate	YTM/C 360	YTM/C 365	Days to Maturity	Maturity Date
<b>Federal Agency Coupon Securities</b>												
██████████	10062	Federal Farm Credit Bank		03/15/2021	10,000,000.00	10,000,000.00	10,000,000.00	0.370	0.365	0.370	623	03/15/2024
██████████	10066	Federal Home Loan Bank		10/28/2021	15,000,000.00	15,000,000.00	15,000,000.00	0.850	0.838	0.850	27	10/28/2024
██████████	10070	Federal Home Loan Bank		11/22/2021	10,000,000.00	10,000,000.00	10,000,000.00	0.625	0.616	0.625	52	02/22/2024
██████████	10076	Federal Home Loan Bank		01/13/2022	5,000,000.00	4,982,645.19	4,982,645.19	1.100	1.223	1.240	196	01/13/2025
██████████	10077	Federal Home Loan Bank		01/28/2022	10,000,000.00	9,925,457.78	9,925,457.78	1.100	1.401	1.420	196	01/13/2025
██████████	10078	Federal Home Loan Bank		02/16/2022	15,000,000.00	15,000,000.00	15,000,000.00	1.250	1.233	1.250	230	08/16/2024
██████████	10082	Federal Home Loan Bank		03/22/2022	5,000,000.00	5,025,202.58	5,025,202.58	2.160	1.588	1.610	340	06/06/2023
██████████	10083	Federal Home Loan Bank		04/12/2022	5,000,000.00	5,000,000.00	5,000,000.00	2.150	2.121	2.150	11	04/12/2024
██████████	10081	Federal Home Loan Mtg Corp		03/15/2022	10,000,000.00	9,836,894.24	9,836,894.24	0.320	1.630	1.652	124	11/02/2023
██████████	10084	Federal Home Loan Mtg Corp		04/25/2022	10,000,000.00	10,000,000.00	10,000,000.00	2.400	2.353	2.386	24	10/25/2023
██████████	10085	Federal National Mtg Assn		05/19/2022	3,383,000.00	3,332,224.09	3,332,224.09	0.250	2.071	2.100	325	05/22/2023
██████████	10080	NY & NJ PORT AUTHORITY		02/14/2022	4,500,000.00	4,486,540.67	4,486,540.67	1.086	1.500	1.521	365	07/01/2023
		<b>Subtotal and Average</b>	<b>102,585,289.49</b>		<b>102,883,000.00</b>	<b>102,588,964.55</b>	<b>102,588,964.55</b>		<b>1.293</b>	<b>1.311</b>	<b>190</b>	
<b>Municipal Bonds</b>												
██████████	10056	COUNTY OF MIAMI DADE FL		09/30/2020	5,000,000.00	4,998,321.86	4,998,321.86	0.420	0.458	0.465	274	04/01/2023
		<b>Subtotal and Average</b>	<b>4,998,231.74</b>		<b>5,000,000.00</b>	<b>4,998,321.86</b>	<b>4,998,321.86</b>		<b>0.458</b>	<b>0.465</b>	<b>274</b>	
<b>Compounding Cert of Deposits</b>												
██████████	10061	SPIRIT OF TEXAS BANK		02/27/2021	10,059,922.77	10,059,922.77	10,059,922.77	0.450	0.444	0.450	57	08/27/2022
██████████	10063	SPIRIT OF TEXAS BANK		08/14/2021	10,038,380.08	10,038,380.08	10,038,380.08	0.460	0.454	0.460	44	08/14/2022
██████████	10065	SPIRIT OF TEXAS BANK		09/14/2021	10,033,707.92	10,033,707.92	10,033,707.92	0.450	0.444	0.450	75	09/14/2022
		<b>Subtotal and Average</b>	<b>30,124,935.62</b>		<b>30,132,010.77</b>	<b>30,132,010.77</b>	<b>30,132,010.77</b>		<b>0.447</b>	<b>0.453</b>	<b>59</b>	
<b>Managed Pool Accounts</b>												
██████████	10073	TEXAS FIXED INCOME TRUST		12/29/2021	15,029,547.94	15,029,547.94	15,029,547.94	0.110	0.108	0.110	1	
		<b>Subtotal and Average</b>	<b>15,019,027.81</b>		<b>15,029,547.94</b>	<b>15,029,547.94</b>	<b>15,029,547.94</b>		<b>0.108</b>	<b>0.110</b>	<b>1</b>	
<b>Mutual Funds</b>												
██████████	10015	AIM FUNDS		09/01/2020	0.00	0.00	0.00	0.090	0.089	0.090	1	
██████████	10016	AIM FUNDS		09/01/2020	0.00	0.00	0.00	0.090	0.089	0.090	1	
██████████	10018	AIM FUNDS		09/01/2020	0.00	0.00	0.00	0.090	0.089	0.090	1	
██████████	10047	AIM FUNDS		09/01/2020	0.00	0.00	0.00	0.090	0.089	0.090	1	
██████████	10000	FUNDS MANAGEMENT		09/01/2020	0.00	0.00	0.00	0.040	0.039	0.040	1	
██████████	10001	FUNDS MANAGEMENT		09/01/2020	0.00	0.00	0.00	0.040	0.039	0.040	1	
██████████	10002	FUNDS MANAGEMENT		09/01/2020	0.00	0.00	0.00	0.040	0.039	0.040	1	
██████████	10019	LOGIC INVESTMENTS		09/01/2020	0.00	0.00	0.00	0.257	0.253	0.257	1	
██████████	10020	LOGIC INVESTMENTS		09/01/2020	0.00	0.00	0.00	0.257	0.253	0.257	1	

**MONTGOMERY COUNTY INVESTMENTS**  
**Portfolio Management**  
**Portfolio Details - Investments**  
**June 30, 2022**

CUSIP	Investment #	Issuer	Average Balance	Purchase Date	Par Value	Market Value	Book Value	Stated Rate	YTM/C 360	YTM/C 365	Days to Maturity	Maturity Date
<b>Mutual Funds</b>												
	10021	LOGIC INVESTMENTS		09/01/2020	0.00	0.00	0.00	0.257	0.253	0.257	1	
	10022	LOGIC INVESTMENTS		09/01/2020	0.00	0.00	0.00	0.257	0.253	0.257	1	
	10023	PROVIDENT		09/01/2020	0.00	0.00	0.00	0.050	0.049	0.050	1	
	10024	PROVIDENT		09/01/2020	0.00	0.00	0.00	0.050	0.049	0.050	1	
	10025	PROVIDENT		09/01/2020	0.00	0.00	0.00	0.050	0.049	0.050	1	
	10026	PROVIDENT		09/01/2020	0.00	0.00	0.00	0.050	0.049	0.050	1	
	10011	TEXPOOL INVESTMENTS		09/01/2020	11,162.40	11,162.40	11,162.40	0.150	0.148	0.150	1	
	10012	TEXPOOL INVESTMENTS		09/01/2020	583,667.15	583,667.15	583,667.15	0.150	0.148	0.150	1	
	10013	TEXPOOL INVESTMENTS		09/01/2020	74,449.43	74,449.43	74,449.43	0.150	0.148	0.150	1	
	10014	TEXPOOL INVESTMENTS		09/01/2020	0.00	0.00	0.00	0.160	0.158	0.160	1	
	10028	TEXAS CLASS		09/01/2020	40,976.05	40,976.05	40,976.05	0.220	0.216	0.220	1	
	10029	TEXAS CLASS		09/01/2020	2,735,688.59	2,735,688.59	2,735,688.59	0.272	0.268	0.272	1	
	10030	TEXAS CLASS		09/01/2020	83,543.25	83,543.25	83,543.25	0.272	0.268	0.272	1	
	10031	TEXAS CLASS		09/01/2020	2,897,614.84	2,897,614.84	2,897,614.84	0.220	0.216	0.220	1	
	10032	TEXAS CLASS		09/01/2020	137,433.26	137,433.26	137,433.26	0.220	0.216	0.220	1	
	10033	TEXAS CLASS		09/01/2020	171,226.72	171,226.72	171,226.72	0.220	0.216	0.220	1	
	10049	TEXAS CLASS		09/01/2020	2,110.94	2,110.94	2,110.94	0.220	0.216	0.220	1	
	10034	TEXSTAR INVESTMENTS		09/01/2020	692,279.86	692,279.86	692,279.86	0.116	0.114	0.116	1	
	10035	TEXSTAR INVESTMENTS		09/01/2020	0.00	0.00	0.00	0.116	0.114	0.116	1	
	10036	TEXSTAR INVESTMENTS		09/01/2020	323,440.24	323,440.24	323,440.24	0.116	0.114	0.116	1	
		<b>Subtotal and Average</b>	<b>7,746,687.25</b>		<b>7,753,592.73</b>	<b>7,753,592.73</b>	<b>7,753,592.73</b>		<b>0.216</b>	<b>0.219</b>	<b>1</b>	
<b>Money Market Accounts</b>												
	10037	GUARANTY BANK		09/01/2020	249,240.98	249,240.98	249,240.98	0.350	0.345	0.350	1	
	10050	GUARANTY BANK		09/18/2020	0.00	0.00	0.00	0.350	0.345	0.350	1	
	10051	GUARANTY BANK		09/18/2020	0.00	0.00	0.00	0.350	0.345	0.350	1	
	10052	GUARANTY BANK		09/18/2020	0.00	0.00	0.00	0.350	0.345	0.350	1	
	10053	GUARANTY BANK		09/18/2020	0.00	0.00	0.00	0.350	0.345	0.350	1	
	10054	GUARANTY BANK		09/18/2020	0.00	0.00	0.00	0.350	0.345	0.350	1	
		<b>Subtotal and Average</b>	<b>249,179.61</b>		<b>249,240.98</b>	<b>249,240.98</b>	<b>249,240.98</b>		<b>0.345</b>	<b>0.350</b>	<b>1</b>	
		<b>Total and Average</b>	<b>160,723,351.51</b>		<b>161,047,392.42</b>	<b>160,751,678.83</b>	<b>160,751,678.83</b>		<b>0.944</b>	<b>0.957</b>	<b>141</b>	

**MONTGOMERY COUNTY INVESTMENTS**  
**Portfolio Management**  
**Portfolio Details - Cash**  
**June 30, 2022**

CUSIP	Investment #	Issuer	Average Balance	Purchase Date	Par Value	Market Value	Book Value	Stated Rate	YTM/C 360	YTM/C 365	Days to Maturity
		<b>Average Balance</b>	0.00								0
		<b>Total Cash and Investments</b>	160,723,351.51		161,047,392.42	160,751,678.83	160,751,678.83		0.944	0.957	141



**MONTGOMERY COUNTY INVESTMENTS**  
**Portfolio Management**  
**Portfolio Summary**  
**April 30, 2022**

Montgomery County, TX  
 Melanie K. Bush  
 501 North Thompson Suite 201  
 Conroe, TX 77301  
 (936)539-7844

<b>Investments</b>	<b>Par Value</b>	<b>Market Value</b>	<b>Book Value</b>	<b>% of Portfolio</b>	<b>Term</b>	<b>Days to Maturity</b>	<b>YTM/C 360 Equiv.</b>	<b>YTM/C 365 Equiv.</b>
Federal Agency Coupon Securities	99,500,000.00	99,261,670.33	99,261,670.33	60.04	856	231	1.299	1.317
Municipal Bonds	6,265,000.00	6,291,639.15	6,262,987.84	3.79	883	270	0.768	0.779
Compounding Cert of Deposits	30,109,195.07	30,109,195.07	30,109,195.07	18.21	425	120	0.447	0.453
Managed Pool Accounts	15,010,882.13	15,010,882.13	15,010,882.13	9.08	1	1	0.108	0.110
Mutual Funds	7,741,354.48	7,741,354.48	7,741,354.48	4.68	1	1	0.216	0.219
Money Market Accounts	6,934,019.08	6,934,019.08	6,934,019.08	4.19	1	1	0.345	0.350
<b>Investments</b>	<b>165,560,450.76</b>	<b>165,348,760.24</b>	<b>165,320,108.93</b>	<b>100.00%</b>	<b>625</b>	<b>171</b>	<b>0.925</b>	<b>0.938</b>

<b>Total Earnings</b>	<b>April 30 Month Ending</b>	<b>Fiscal Year To Date</b>
Current Year	110,443.47	1,763,430.10
<b>Average Daily Balance</b>	<b>155,465,471.76</b>	
<b>Effective Rate of Return</b>	<b>0.86%</b>	

*Melanie K. Bush* 5/16/2022  
 MELANIE K. BUSH, COUNTY TREASURER

Reporting period 04/01/2022-04/30/2022

Run Date: 05/06/2022 - 10:39

Portfolio MCTX  
 AC  
 PM (PRF\_PM1) 7.3.11  
 Report Ver. 7.3.11

**MONTGOMERY COUNTY INVESTMENTS**  
**Portfolio Management**  
**Portfolio Details - Investments**  
**April 30, 2022**

CUSIP	Investment #	Issuer	Average Balance	Purchase Date	Par Value	Market Value	Book Value	Stated Rate	YTM/C 360	YTM/C 365	Days to Maturity	Maturity Date
<b>Federal Agency Coupon Securities</b>												
	10062	Federal Farm Credit Bank		03/15/2021	10,000,000.00	10,000,000.00	10,000,000.00	0.370	0.365	0.370	684	03/15/2024
	10066	Federal Home Loan Bank		10/28/2021	15,000,000.00	15,000,000.00	15,000,000.00	0.850	0.838	0.850	88	10/28/2024
	10070	Federal Home Loan Bank		11/22/2021	10,000,000.00	10,000,000.00	10,000,000.00	0.625	0.924	0.937	21	02/22/2024
	10076	Federal Home Loan Bank		01/13/2022	5,000,000.00	4,981,503.43	4,981,503.43	1.100	1.223	1.240	257	01/13/2025
	10077	Federal Home Loan Bank		01/28/2022	10,000,000.00	9,920,252.15	9,920,252.15	1.100	1.401	1.420	257	01/13/2025
	10078	Federal Home Loan Bank		02/16/2022	15,000,000.00	15,000,000.00	15,000,000.00	1.250	1.233	1.250	291	08/16/2024
	10082	Federal Home Loan Bank		03/22/2022	5,000,000.00	5,061,516.48	5,061,516.48	2.160	1.588	1.610	401	06/06/2023
	10083	Federal Home Loan Bank		04/12/2022	5,000,000.00	5,000,000.00	5,000,000.00	2.150	2.121	2.150	72	04/12/2024
	10081	Federal Home Loan Mtg Corp		03/15/2022	10,000,000.00	9,815,073.70	9,815,073.70	0.320	1.630	1.652	185	11/02/2023
	10084	Federal Home Loan Mtg Corp		04/25/2022	10,000,000.00	10,000,000.00	10,000,000.00	2.400	2.367	2.400	24	10/25/2023
	10080	NY & NJ PORT AUTHORITY		02/14/2022	4,500,000.00	4,483,324.57	4,483,324.57	1.086	1.500	1.521	426	07/01/2023
		<b>Subtotal and Average</b>	<b>89,421,843.38</b>		<b>99,500,000.00</b>	<b>99,261,670.33</b>	<b>99,261,670.33</b>		<b>1.299</b>	<b>1.317</b>	<b>231</b>	
<b>Municipal Bonds</b>												
	10010	HARRIS COUNTY TAX BOND		04/09/2020	1,265,000.00	1,293,690.20	1,265,038.89	2.102	1.993	2.021	14	05/15/2022
	10056	COUNTY OF MIAMI DADE FL		09/30/2020	5,000,000.00	4,997,948.95	4,997,948.95	0.420	0.458	0.465	335	04/01/2023
		<b>Subtotal and Average</b>	<b>6,262,937.99</b>		<b>6,265,000.00</b>	<b>6,291,639.15</b>	<b>6,262,987.84</b>		<b>0.768</b>	<b>0.779</b>	<b>270</b>	
<b>Compounding Cert of Deposits</b>												
	10061	SPIRIT OF TEXAS BANK		02/27/2021	10,052,361.43	10,052,361.43	10,052,361.43	0.450	0.444	0.450	118	08/27/2022
	10063	SPIRIT OF TEXAS BANK		08/14/2021	10,030,667.36	10,030,667.36	10,030,667.36	0.460	0.454	0.460	105	08/14/2022
	10065	SPIRIT OF TEXAS BANK		09/14/2021	10,026,166.28	10,026,166.28	10,026,166.28	0.450	0.444	0.450	136	09/14/2022
		<b>Subtotal and Average</b>	<b>30,102,509.30</b>		<b>30,109,195.07</b>	<b>30,109,195.07</b>	<b>30,109,195.07</b>		<b>0.447</b>	<b>0.463</b>	<b>120</b>	
<b>Managed Pool Accounts</b>												
	10073	TEXAS FIXED INCOME TRUST		12/29/2021	15,010,882.13	15,010,882.13	15,010,882.13	0.110	0.108	0.110	1	
		<b>Subtotal and Average</b>	<b>15,006,877.60</b>		<b>15,010,882.13</b>	<b>15,010,882.13</b>	<b>15,010,882.13</b>		<b>0.108</b>	<b>0.110</b>	<b>1</b>	
<b>Mutual Funds</b>												
	10015	AIM FUNDS		09/01/2020	0.00	0.00	0.00	0.090	0.089	0.090	1	
	10016	AIM FUNDS		09/01/2020	0.00	0.00	0.00	0.090	0.089	0.090	1	
	10018	AIM FUNDS		09/01/2020	0.00	0.00	0.00	0.090	0.089	0.090	1	
	10047	AIM FUNDS		09/01/2020	0.00	0.00	0.00	0.090	0.089	0.090	1	
	10000	FUNDS MANAGEMENT		09/01/2020	0.00	0.00	0.00	0.040	0.039	0.040	1	
	10001	FUNDS MANAGEMENT		09/01/2020	0.00	0.00	0.00	0.040	0.039	0.040	1	
	10002	FUNDS MANAGEMENT		09/01/2020	0.00	0.00	0.00	0.040	0.039	0.040	1	
	10019	LOGIC INVESTMENTS		09/01/2020	0.00	0.00	0.00	0.257	0.253	0.257	1	
	10020	LOGIC INVESTMENTS		09/01/2020	0.00	0.00	0.00	0.257	0.253	0.257	1	

Portfolio MCTX  
AC  
PM (PRF\_PM2) 7.3.11



**MONTGOMERY COUNTY INVESTMENTS**  
**Portfolio Management**  
**Portfolio Details - Investments**  
**April 30, 2022**

CUSIP	Investment #	Issuer	Average Balance	Purchase Date	Par Value	Market Value	Book Value	Stated Rate	YTM/C 360	YTM/C 365	Days to Maturity	Maturity Date
<b>Mutual Funds</b>												
██████████	10021	LOGIC INVESTMENTS		09/01/2020	0.00	0.00	0.00	0.257	0.253	0.257	1	
██████████	10022	LOGIC INVESTMENTS		09/01/2020	0.00	0.00	0.00	0.257	0.253	0.257	1	
██████████	10023	PROVIDENT		09/01/2020	0.00	0.00	0.00	0.050	0.049	0.050	1	
██████████	10024	PROVIDENT		09/01/2020	0.00	0.00	0.00	0.050	0.049	0.050	1	
██████████	10025	PROVIDENT		09/01/2020	0.00	0.00	0.00	0.050	0.049	0.050	1	
██████████	10026	PROVIDENT		09/01/2020	0.00	0.00	0.00	0.050	0.049	0.050	1	
██████████	10011	TEXPOOL INVESTMENTS		09/01/2020	11,147.30	11,147.30	11,147.30	0.150	0.148	0.150	1	
██████████	10012	TEXPOOL INVESTMENTS		09/01/2020	582,878.87	582,878.87	582,878.87	0.150	0.148	0.150	1	
██████████	10013	TEXPOOL INVESTMENTS		09/01/2020	74,348.69	74,348.69	74,348.69	0.150	0.148	0.150	1	
██████████	10014	TEXPOOL INVESTMENTS		09/01/2020	0.00	0.00	0.00	0.160	0.158	0.160	1	
██████████	10028	TEXAS CLASS		09/01/2020	40,908.83	40,908.83	40,908.83	0.220	0.216	0.220	1	
██████████	10029	TEXAS CLASS		09/01/2020	2,731,200.45	2,731,200.45	2,731,200.45	0.272	0.268	0.272	1	
██████████	10030	TEXAS CLASS		09/01/2020	83,406.19	83,406.19	83,406.19	0.272	0.268	0.272	1	
██████████	10031	TEXAS CLASS		09/01/2020	2,892,861.06	2,892,861.06	2,892,861.06	0.220	0.216	0.220	1	
██████████	10032	TEXAS CLASS		09/01/2020	137,207.79	137,207.79	137,207.79	0.220	0.216	0.220	1	
██████████	10033	TEXAS CLASS		09/01/2020	170,945.81	170,945.81	170,945.81	0.220	0.216	0.220	1	
██████████	10049	TEXAS CLASS		09/01/2020	2,107.47	2,107.47	2,107.47	0.220	0.216	0.220	1	
██████████	10034	TEXSTAR INVESTMENTS		09/01/2020	692,279.86	692,279.86	692,279.86	0.116	0.114	0.116	1	
██████████	10035	TEXSTAR INVESTMENTS		09/01/2020	0.00	0.00	0.00	0.116	0.114	0.116	1	
██████████	10036	TEXSTAR INVESTMENTS		09/01/2020	322,062.16	322,062.16	322,062.16	0.116	0.114	0.116	1	
<b>Subtotal and Average</b>			<b>7,738,661.53</b>		<b>7,741,354.48</b>	<b>7,741,354.48</b>	<b>7,741,354.48</b>	<b>0.216</b>	<b>0.219</b>	<b>0.219</b>	<b>1</b>	
<b>Money Market Accounts</b>												
██████████	10037	GUARANTY BANK		09/01/2020	2,319,798.16	2,319,798.16	2,319,798.16	0.350	0.345	0.350	1	
██████████	10050	GUARANTY BANK		09/18/2020	38,620.25	38,620.25	38,620.25	0.350	0.345	0.350	1	
██████████	10051	GUARANTY BANK		09/18/2020	653,566.24	653,566.24	653,566.24	0.350	0.345	0.350	1	
██████████	10052	GUARANTY BANK		09/18/2020	302,110.20	302,110.20	302,110.20	0.350	0.345	0.350	1	
██████████	10053	GUARANTY BANK		09/18/2020	3,137,425.66	3,137,425.66	3,137,425.66	0.350	0.345	0.350	1	
██████████	10054	GUARANTY BANK		09/18/2020	482,498.57	482,498.57	482,498.57	0.350	0.345	0.350	1	
<b>Subtotal and Average</b>			<b>6,932,642.06</b>		<b>6,934,019.08</b>	<b>6,934,019.08</b>	<b>6,934,019.08</b>	<b>0.345</b>	<b>0.350</b>	<b>0.350</b>	<b>1</b>	
<b>Total and Average</b>			<b>155,465,471.76</b>		<b>165,560,450.76</b>	<b>165,348,760.24</b>	<b>165,320,108.93</b>	<b>0.925</b>	<b>0.938</b>	<b>0.938</b>	<b>171</b>	

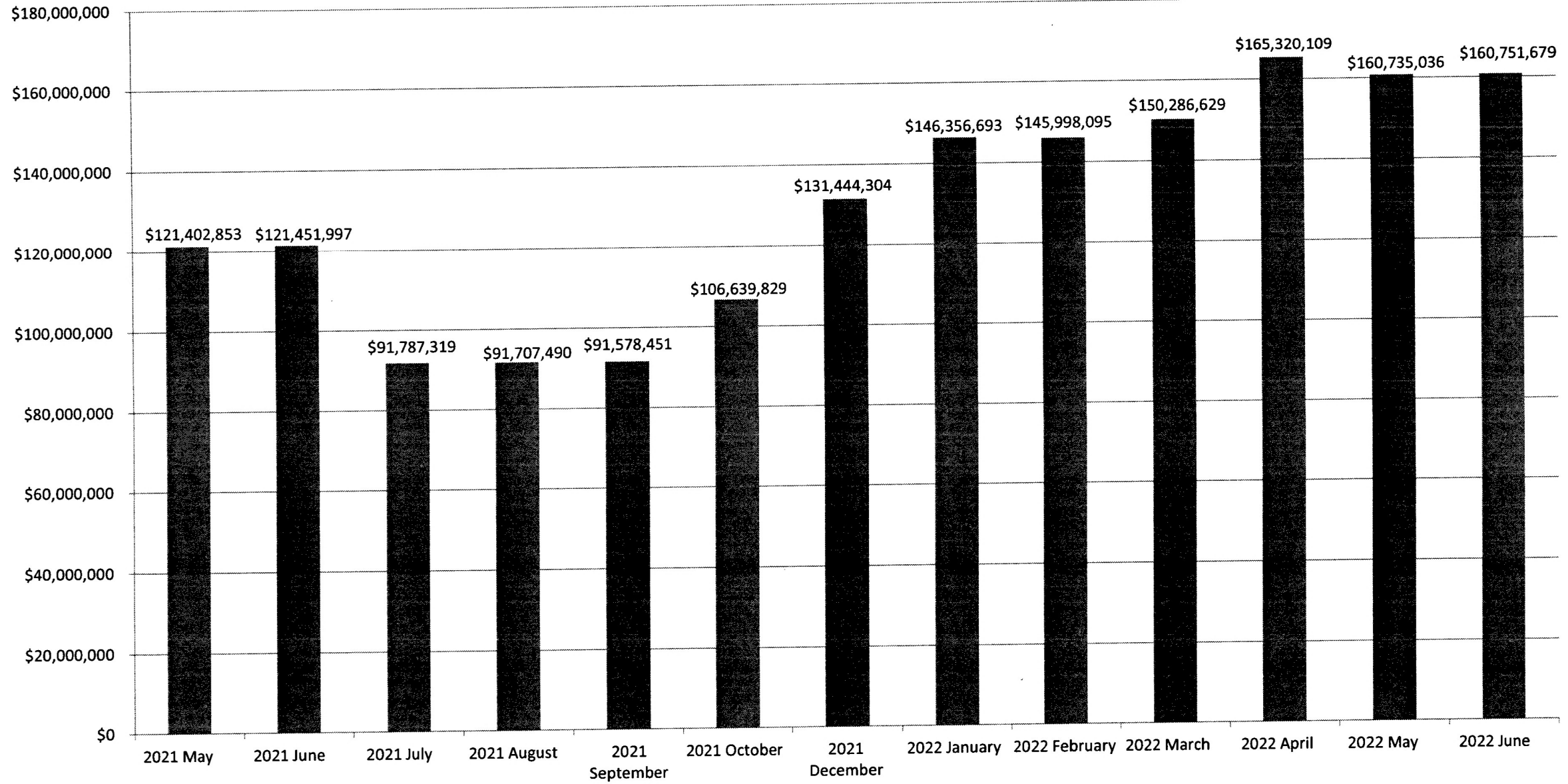
**MONTGOMERY COUNTY INVESTMENTS**  
**Portfolio Management**  
**Portfolio Details - Cash**  
**April 30, 2022**

CUSIP	Investment #	Issuer	Average Balance	Purchase Date	Par Value	Market Value	Book Value	Stated Rate	YTM/C 360	YTM/C 365	Days to Maturity
			Average Balance								0
			155,465,471.76		165,560,450.76	165,348,760.24	165,320,108.93		0.925	0.938	171
		<b>Total Cash and Investments</b>									



# MCTX Book Value History

Montgomery County, TX  
Melanie K. Bush  
501 North Thompson Suite 201  
Conroe, TX 77301  
(936)539-7844



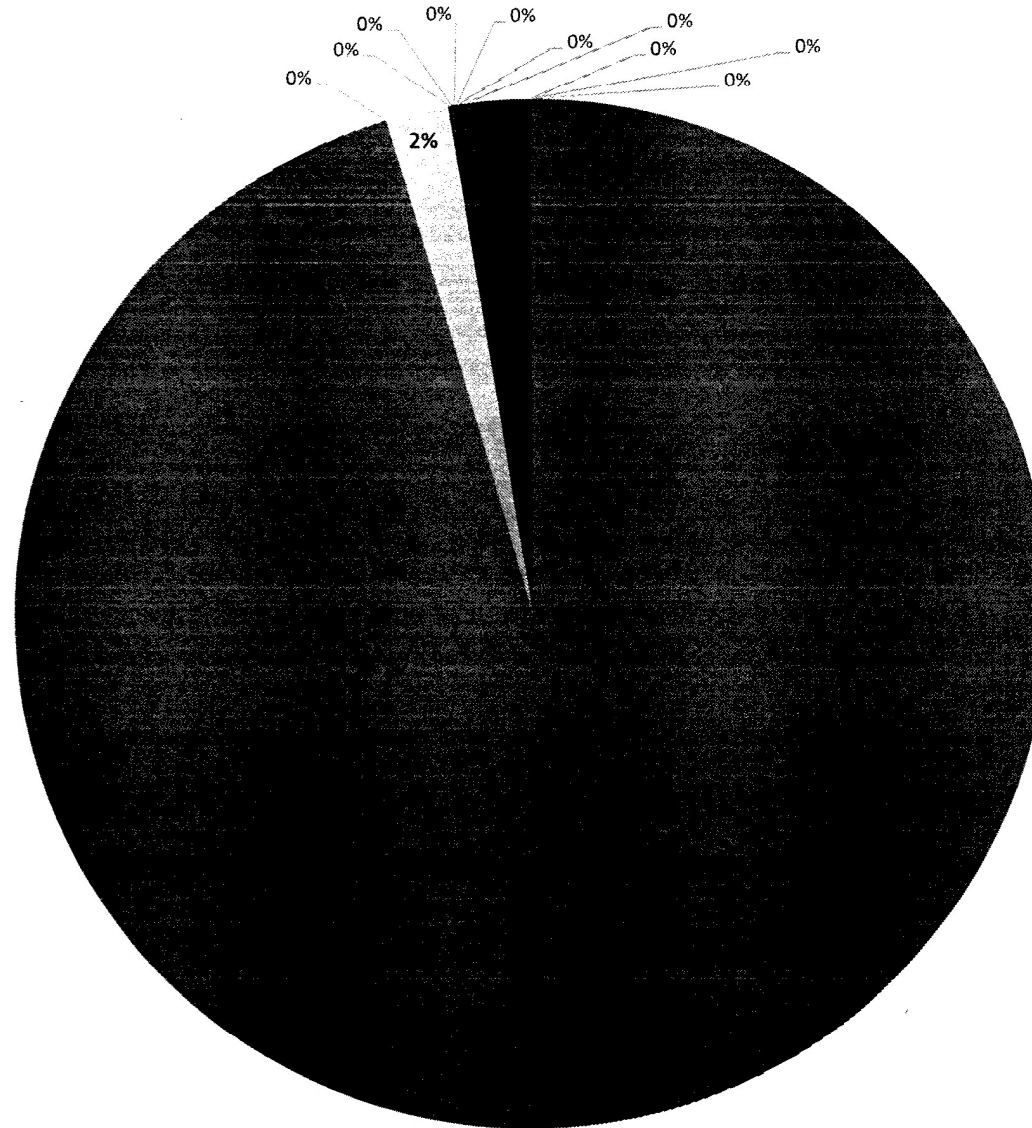
Portfolio MCTX  
AC  
PPM Bkhistl



# MCTX

## Investment Portfolio Summary by Fund

Montgomery County, TX  
Melanie K. Bush  
501 North Thompson Suite 201  
Conroe, TX 77301  
(936)539-7844



■ 100 ■ 200 ■ 204 ■ 206 ■ 208 ■ 209 ■ 210 ■ 219 ■ 220 ■ 300 ■ 401 ■ 402 ■ 404 ■ 405



Montgomery County, TX

Melanie K. Bush

501 N. Thompson St., Ste. 201

Conroe, TX 77301

(936) 539-7844

## MCTX Investment Portfolio Detail

### Fiscal Year 2021 - 2022

### Quarter ending June 30, 2022

CUSIP / Investment #	Issuer	Purchase Date	Par Value	Market Value	Book Value	Stated Rate	Days to Maturity	YTM/C	Maturity Date
<b>General Fund</b>									
<b>Compounding Cert of Deposits</b>									
██████████	SPIRIT OF TEXAS BANK	2/27/2021	10,059,922.77	10,059,922.77	10,059,922.77	0.450	57	0.450	8/27/2022
██████████	SPIRIT OF TEXAS BANK	8/14/2021	10,038,380.08	10,038,380.08	10,038,380.08	0.460	44	0.460	8/14/2022
██████████	SPIRIT OF TEXAS BANK	9/14/2021	10,033,707.92	10,033,707.92	10,033,707.92	0.450	75	0.450	9/14/2022
<b>Federal Agency Coupon Securities</b>									
██████████	NY & NJ PORT AUTHORITY	2/14/2022	4,500,000.00	4,486,540.67	4,486,540.67	1.086	365	1.521	7/1/2023
██████████	Federal Farm Credit Bank	3/15/2021	10,000,000.00	10,000,000.00	10,000,000.00	0.370	623	0.370	3/15/2024
██████████	Federal Home Loan Bank	10/28/2021	15,000,000.00	15,000,000.00	15,000,000.00	0.850	27	0.850	10/28/2024
██████████	Federal Home Loan Bank	11/22/2021	10,000,000.00	10,000,000.00	10,000,000.00	0.625	52	0.625	2/22/2024
██████████	Federal Home Loan Bank	1/13/2022	5,000,000.00	4,982,645.19	4,982,645.19	1.100	196	1.240	1/13/2025
██████████	Federal Home Loan Bank	1/28/2022	10,000,000.00	9,925,457.78	9,925,457.78	1.100	196	1.420	1/13/2025
██████████	Federal Home Loan Bank	2/16/2022	15,000,000.00	15,000,000.00	15,000,000.00	1.250	230	1.250	8/16/2024
██████████	Federal Home Loan Bank	3/22/2022	5,000,000.00	5,025,202.58	5,025,202.58	2.160	340	1.610	6/6/2023
██████████	Federal Home Loan Bank	4/12/2022	5,000,000.00	5,000,000.00	5,000,000.00	2.150	11	2.150	4/12/2024
██████████	Federal Home Loan Mtg Corp	3/15/2022	10,000,000.00	9,836,894.24	9,836,894.24	0.320	124	1.652	11/2/2023
██████████	Federal Home Loan Mtg Corp	4/25/2022	10,000,000.00	10,000,000.00	10,000,000.00	2.400	24	2.386	10/25/2023
<b>Managed Pool Accounts</b>									
██████████	TEXAS FIXED INCOME TRUST	12/29/2021	15,029,547.94	15,029,547.94	15,029,547.94	0.110	1	0.110	
<b>Money Market Accounts</b>									
██████████	GUARANTY BANK	9/1/2020	249,240.98	249,240.98	249,240.98	0.350	1	0.350	
██████████	GUARANTY BANK	9/18/2020	0.00	0.00	0.00	0.350	1	0.350	

**Municipal Bonds**

59333NN90	COUNTY OF MIAMI DADE FL	9/30/2020	5,000,000.00	4,998,321.86	4,998,321.86	0.420	274	0.465	4/1/2023
-----------	-------------------------	-----------	--------------	--------------	--------------	-------	-----	-------	----------

**Mutual Funds**

██████████	AIM FUNDS	9/1/2020	0.00	0.00	0.00	0.090	1	0.090	
██████████	FUNDS MANAGEMENT	9/1/2020	0.00	0.00	0.00	0.040	1	0.040	
██████████	LOGIC INVESTMENTS	9/1/2020	0.00	0.00	0.00	0.257	1	0.257	
██████████	PROVIDENT	9/1/2020	0.00	0.00	0.00	0.050	1	0.050	
██████████	TEXAS CLASS	9/1/2020	2,110.94	2,110.94	2,110.94	0.220	1	0.220	
██████████	TEXPOOL INVESTMENTS	9/1/2020	11,162.40	11,162.40	11,162.40	0.150	1	0.150	
██████████	TEXPOOL INVESTMENTS	9/1/2020	0.00	0.00	0.00	0.160	1	0.160	
██████████	TEXSTAR INVESTMENTS	9/1/2020	0.00	0.00	0.00	0.116	1	0.116	
			<u>\$149,924,073.03</u>	<u>\$149,679,135.35</u>	<u>\$149,679,135.35</u>				

**Road & Bridge****Federal Agency Coupon Securities**

██████████	Federal National Mtg Assn	5/19/2022	3,383,000.00	3,332,224.09	3,332,224.09	0.250	325	2.100	5/22/2023
------------	---------------------------	-----------	--------------	--------------	--------------	-------	-----	-------	-----------

**Money Market Accounts**

██████████	GUARANTY BANK	9/18/2020	0.00	0.00	0.00	0.350	1	0.350	
------------	---------------	-----------	------	------	------	-------	---	-------	--

**Mutual Funds**

██████████	AIM FUNDS	9/1/2020	0.00	0.00	0.00	0.090	1	0.090	
██████████	FUNDS MANAGEMENT	9/1/2020	0.00	0.00	0.00	0.040	1	0.040	
██████████	LOGIC INVESTMENTS	9/1/2020	0.00	0.00	0.00	0.257	1	0.257	
██████████	TEXSTAR INVESTMENTS	9/1/2020	323,440.24	323,440.24	323,440.24	0.116	1	0.116	
			<u>\$3,706,440.24</u>	<u>\$3,655,664.33</u>	<u>\$3,655,664.33</u>				

**Law Library****Money Market Accounts**

██████████	GUARANTY BANK	9/18/2020	0.00	0.00	0.00	0.350	1	0.350	
------------	---------------	-----------	------	------	------	-------	---	-------	--

**Mutual Funds**

██████████	AIM FUNDS	9/1/2020	0.00	0.00	0.00	0.090	1	0.090	
██████████	PROVIDENT	9/1/2020	0.00	0.00	0.00	0.050	1	0.050	
			<u>\$0.00</u>	<u>\$0.00</u>	<u>\$0.00</u>				

**CO. CLK. REC. MGMT & PRESERV.**

Mutual Funds

██████	TEXAS CLASS	9/1/2020	<u>2,897,614.84</u>	<u>2,897,614.84</u>	<u>2,897,614.84</u>	0.220	1	0.220
			<b>\$2,897,614.84</b>	<b>\$2,897,614.84</b>	<b>\$2,897,614.84</b>			

**DIST. CLK REC. MGMT & PRESERV**

Mutual Funds

██████	TEXAS CLASS	9/1/2020	<u>137,433.26</u>	<u>137,433.26</u>	<u>137,433.26</u>	0.220	1	0.220
			<b>\$137,433.26</b>	<b>\$137,433.26</b>	<b>\$137,433.26</b>			

**DC RECORDS PRESERV.**

Mutual Funds

██████	TEXAS CLASS	9/1/2020	<u>83,543.25</u>	<u>83,543.25</u>	<u>83,543.25</u>	0.272	1	0.272
			<b>\$83,543.25</b>	<b>\$83,543.25</b>	<b>\$83,543.25</b>			

**CNTY & DIST COURT DIG. PRESERV**

Mutual Funds

██████	TEXAS CLASS	9/1/2020	<u>171,226.72</u>	<u>171,226.72</u>	<u>171,226.72</u>	0.220	1	0.220
			<b>\$171,226.72</b>	<b>\$171,226.72</b>	<b>\$171,226.72</b>			

**Contracts Election Service**

Mutual Funds

██████	TEXPOOL INVESTMENTS	9/1/2020	<u>74,449.43</u>	<u>74,449.43</u>	<u>74,449.43</u>	0.150	1	0.150
			<b>\$74,449.43</b>	<b>\$74,449.43</b>	<b>\$74,449.43</b>			

**GRANT**

Mutual Funds

██████	TEXSTAR INVESTMENTS	9/1/2020	<u>692,279.86</u>	<u>692,279.86</u>	<u>692,279.86</u>	0.116	1	0.116
			<b>\$692,279.86</b>	<b>\$692,279.86</b>	<b>\$692,279.86</b>			

**Debt Service**

**Money Market Accounts**

██████████	GUARANTY BANK	9/18/2020	0.00	0.00	0.00	0.350	1	0.350
------------	---------------	-----------	------	------	------	-------	---	-------

**Mutual Funds**

██████████	AIM FUNDS	9/1/2020	0.00	0.00	0.00	0.090	1	0.090
██████████	FUNDS MANAGEMENT	9/1/2020	0.00	0.00	0.00	0.040	1	0.040
██████████	PROVIDENT	9/1/2020	0.00	0.00	0.00	0.050	1	0.050
██████████	TEXAS CLASS	9/1/2020	40,976.05	40,976.05	40,976.05	0.220	1	0.220
██████████	TEXPOOL INVESTMENTS	9/1/2020	583,667.15	583,667.15	583,667.15	0.150	1	0.150
			<u>\$624,643.20</u>	<u>\$624,643.20</u>	<u>\$624,643.20</u>			

**CP REV. TOLL BONDS 2010**

**Mutual Funds**

██████████	TEXAS CLASS	9/1/2020	2,735,688.59	2,735,688.59	2,735,688.59	0.272	1	0.272
			<u>\$2,735,688.59</u>	<u>\$2,735,688.59</u>	<u>\$2,735,688.59</u>			

**CP RB 2012**

**Money Market Accounts**

██████████	GUARANTY BANK	9/18/2020	0.00	0.00	0.00	0.350	1	0.350
------------	---------------	-----------	------	------	------	-------	---	-------

**Mutual Funds**

██████████	PROVIDENT	9/1/2020	0.00	0.00	0.00	0.050	1	0.050
			<u>\$0.00</u>	<u>\$0.00</u>	<u>\$0.00</u>			

**CP RB 2016**

**Mutual Funds**

██████████	LOGIC INVESTMENTS	9/1/2020	0.00	0.00	0.00	0.257	1	0.257
			<u>\$0.00</u>	<u>\$0.00</u>	<u>\$0.00</u>			



**CP RB 2016A**

**Mutual Funds**



LOGIC INVESTMENTS

9/1/2020

0.00  
\$0.00

0.00  
\$0.00

0.00  
\$0.00

0.257

1

0.257

---

**Total**

**161,047,392.42**

**160,751,678.83**

**160,751,678.83**



**MONTGOMERY CO TOLL ROAD  
Portfolio Management  
Portfolio Summary  
June 30, 2022**

Montgomery County, TX  
Melanie K. Bush  
501 North Thompson Suite 201  
Conroe, TX 77301  
(936)539-7844

Investments	Par Value	Market Value	Book Value	% of Portfolio	Term	Days to Maturity	YTM 360 Equiv.	YTM 365 Equiv.
Money Market Accounts	30,593,120.97	30,593,120.97	30,593,120.97	100.00	1	1	0.000	0.000
<b>Investments</b>	<b>30,593,120.97</b>	<b>30,593,120.97</b>	<b>30,593,120.97</b>	<b>100.00%</b>	<b>1</b>	<b>1</b>	<b>0.000</b>	<b>0.000</b>

Total Earnings	June 30 Month Ending	Fiscal Year To Date
Current Year	9,908.13	52,598.24
Average Daily Balance	30,180,944.46	
Effective Rate of Return	0.40%	

*Melanie K. Bush* 7/19/2022  
 \_\_\_\_\_  
 MELANIE K. BUSH, COUNTY TREASURER

Reporting period 06/01/2022-06/30/2022

Run Date: 07/06/2022 - 12:20

Portfolio MTRA  
CC  
PM (PRF\_PM1) 7.3.11  
Report Ver. 7.3.11

**MONTGOMERY CO TOLL ROAD**  
**Portfolio Management**  
**Portfolio Details - Investments**  
**June 30, 2022**

CUSIP	Investment #	Issuer	Average Balance	Purchase Date	Par Value	Market Value	Book Value	Stated Rate	Fitch	YTM 365	Days to Maturity	Maturity Date
<b>Money Market Accounts</b>												
████████	10000	FIDELITY		09/01/2020	1,163,272.40	1,163,272.40	1,163,272.40			0.000	1	
████████	10001	FIDELITY		09/01/2020	1,461,794.74	1,461,794.74	1,461,794.74			0.000	1	
████████	10002	FIDELITY		09/01/2020	6,427,919.87	6,427,919.87	6,427,919.87			0.000	1	
████████	10003	FIDELITY		09/01/2020	517,155.59	517,155.59	517,155.59			0.000	1	
████████	10004	FIDELITY		09/01/2020	437,747.72	437,747.72	437,747.72			0.000	1	
████████	10005	FIDELITY		09/01/2020	1,000,703.32	1,000,703.32	1,000,703.32			0.000	1	
████████	10006	FIDELITY		09/01/2020	13,156,690.78	13,156,690.78	13,156,690.78			0.000	1	
████████	10007	FIDELITY		09/01/2020	6,427,836.55	6,427,836.55	6,427,836.55			0.000	1	
████████	10008	FIDELITY		09/01/2020	0.00	0.00	0.00			0.000	1	
		<b>Subtotal and Average</b>	<b>30,180,944.46</b>		<b>30,593,120.97</b>	<b>30,593,120.97</b>	<b>30,593,120.97</b>			<b>0.000</b>	<b>1</b>	
<b>GIC/GAC</b>												
████████	10010	CITIGROUP GLOBAL MARKETS INC		09/01/2020	0.00	0.00	0.00			0.000	1	
		<b>Subtotal and Average</b>	<b>0.00</b>		<b>0.00</b>	<b>0.00</b>	<b>0.00</b>			<b>0.000</b>	<b>0</b>	
		<b>Total and Average</b>	<b>30,180,944.46</b>		<b>30,593,120.97</b>	<b>30,593,120.97</b>	<b>30,593,120.97</b>			<b>0.000</b>	<b>1</b>	



**MONTGOMERY CO TOLL ROAD  
Portfolio Management  
Portfolio Summary  
April 30, 2022**

Montgomery County, TX  
Melanie K. Bush  
501 North Thompson Suite 201  
Conroe, TX 77301  
(936)539-7844

Investments	Par Value	Market Value	Book Value	% of Portfolio	Term	Days to Maturity	YTM 360 Equiv.	YTM 365 Equiv.
Money Market Accounts	28,588,322.77	28,588,322.77	28,588,322.77	100.00	1	1	0.000	0.000
<b>Investments</b>	<b>28,588,322.77</b>	<b>28,588,322.77</b>	<b>28,588,322.77</b>	<b>100.00%</b>	<b>1</b>	<b>1</b>	<b>0.000</b>	<b>0.000</b>

Total Earnings	April 30 Month Ending	Fiscal Year To Date
Current Year	883.47	38,494.70
Average Daily Balance	28,115,329.71	
Effective Rate of Return	0.04%	

*Melanie K. Bush* 5/16/2022  
MELANIE K. BUSH, COUNTY TREASURER

Reporting period 04/01/2022-04/30/2022

Run Date: 05/06/2022 - 10:33

Portfolio MTRA  
CC  
PM (PRF\_PM1) 7.3.11  
Report Ver. 7.3.11

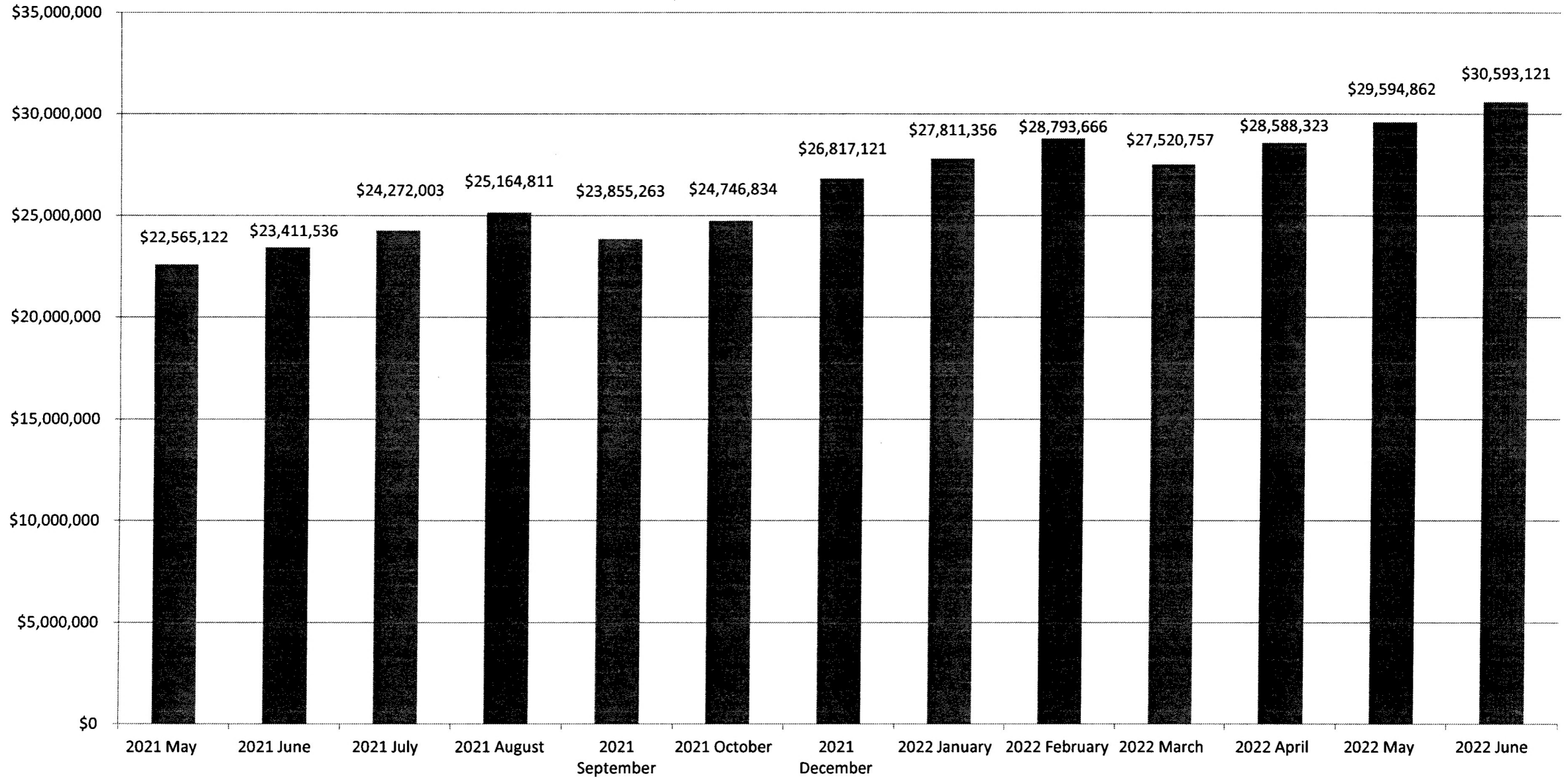
**MONTGOMERY CO TOLL ROAD**  
**Portfolio Management**  
**Portfolio Details - Investments**  
**April 30, 2022**

CUSIP	Investment #	Issuer	Average Balance	Purchase Date	Par Value	Market Value	Book Value	Stated Rate	Fitch	YTM 365	Days to Maturity	Maturity Date
<b>Money Market Accounts</b>												
████████	10000	FIDELITY		09/01/2020	1,167,749.33	1,167,749.33	1,167,749.33			0.000	1	
████████	10001	FIDELITY		09/01/2020	730,734.73	730,734.73	730,734.73			0.000	1	
████████	10002	FIDELITY		09/01/2020	6,424,739.11	6,424,739.11	6,424,739.11			0.000	1	
████████	10003	FIDELITY		09/01/2020	516,899.68	516,899.68	516,899.68			0.000	1	
████████	10004	FIDELITY		09/01/2020	395,881.87	395,881.87	395,881.87			0.000	1	
████████	10005	FIDELITY		09/01/2020	1,000,208.14	1,000,208.14	1,000,208.14			0.000	1	
████████	10006	FIDELITY		09/01/2020	11,792,837.35	11,792,837.35	11,792,837.35			0.000	1	
████████	10007	FIDELITY		09/01/2020	6,559,272.56	6,559,272.56	6,559,272.56			0.000	1	
████████	10008	FIDELITY		09/01/2020	0.00	0.00	0.00			0.000	1	
		<b>Subtotal and Average</b>	<b>28,115,329.71</b>		<b>28,588,322.77</b>	<b>28,588,322.77</b>	<b>28,588,322.77</b>			<b>0.000</b>	<b>1</b>	
<b>GIC/GAC</b>												
████████	10010	CITIGROUP GLOBAL MARKETS INC		09/01/2020	0.00	0.00	0.00			0.000	1	
		<b>Subtotal and Average</b>	<b>0.00</b>		<b>0.00</b>	<b>0.00</b>	<b>0.00</b>			<b>0.000</b>	<b>0</b>	
		<b>Total and Average</b>	<b>28,115,329.71</b>		<b>28,588,322.77</b>	<b>28,588,322.77</b>	<b>28,588,322.77</b>			<b>0.000</b>	<b>1</b>	



# MCTRA Book Value History

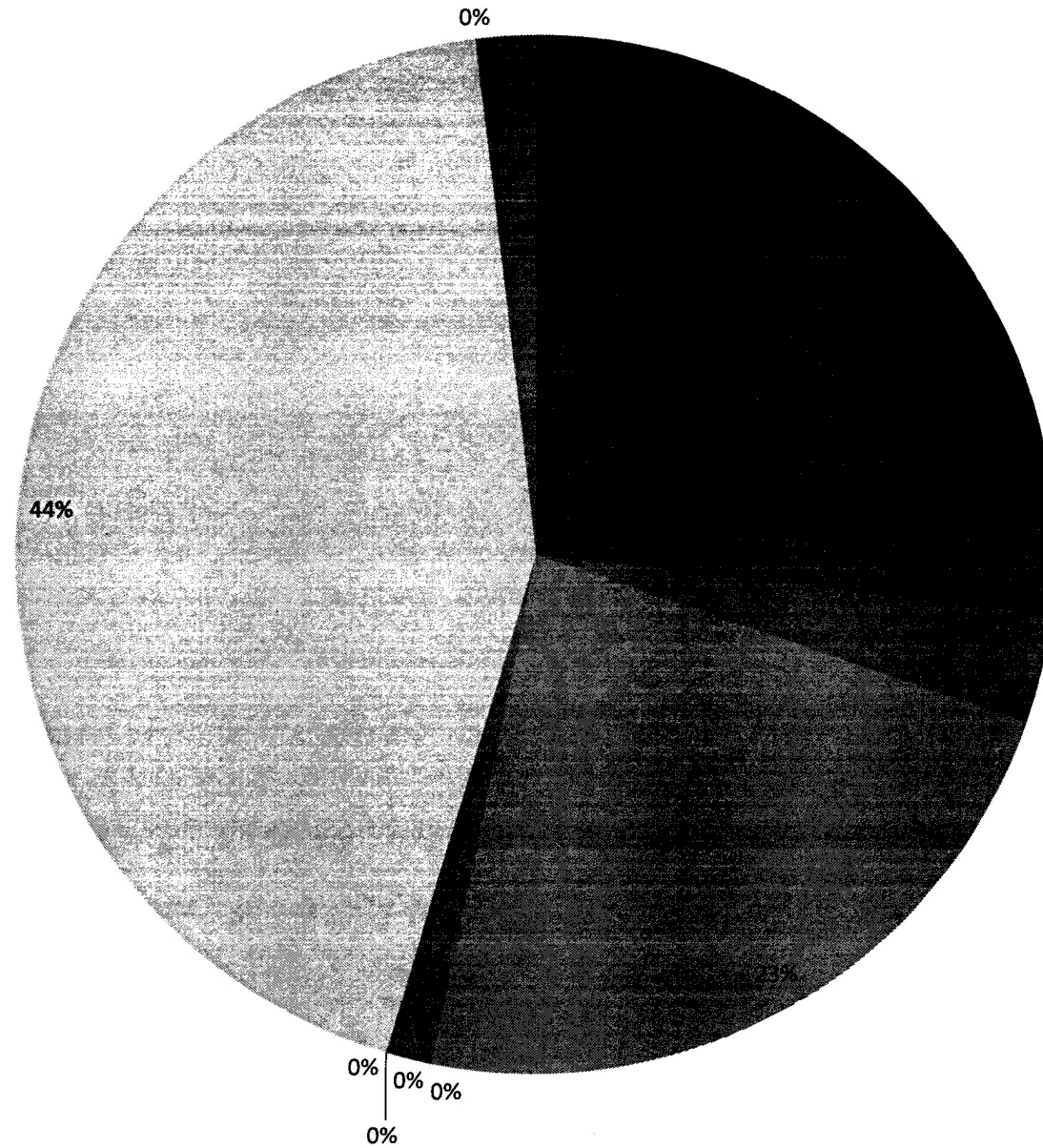
Montgomery County, TX  
Melanie K. Bush  
501 North Thompson Suite 201  
Conroe, TX 77301  
(936)539-7844





# MCTRA Investment Portfolio Summary by Fund

Montgomery County, TX  
Melanie K. Bush  
501 North Thompson Suite 201  
Conroe, TX 77301  
(936)539-7844



- 105400
- 105401
- 105402
- 105403
- 105404
- 105405
- 105406
- 105407
- 105408
- 105409
- 105410
- 105411

Portfolio MTRA  
CC  
PPM Bkpmrte



**Investment Portfolio Detail  
Fiscal Year 2021 - 2022  
Quarter ending June 30, 2022**

Montgomery County, TX  
Melanie K. Bush  
501 N. Thompson St. Ste. 201  
Conroe, TX 77301  
936-539-7844

USIP / Investment #	Issuer	Purchase Date	Par Value	Market Value	Book Value	Stated Rate	Days to Maturity	YTM/C	Maturity Date
<b><u>2018 PROJECT</u></b> [REDACTED]									
Money Market Accounts									
[REDACTED]	FIDELITY	9/1/2020	6,427,836.55	6,427,836.55	6,427,836.55	0.000	1	0.000	
			<u>\$6,427,836.55</u>	<u>\$6,427,836.55</u>	<u>\$6,427,836.55</u>				
<b><u>RENEW/REPL</u></b> [REDACTED]									
Money Market Accounts									
[REDACTED]	FIDELITY	9/1/2020	1,000,703.32	1,000,703.32	1,000,703.32	0.000	1	0.000	
			<u>\$1,000,703.32</u>	<u>\$1,000,703.32</u>	<u>\$1,000,703.32</u>				
<b><u>2018 DEBT SERVICE</u></b> [REDACTED]									
Money Market Accounts									
[REDACTED]	FIDELITY	9/1/2020	1,461,794.74	1,461,794.74	1,461,794.74	0.000	1	0.000	
			<u>\$1,461,794.74</u>	<u>\$1,461,794.74</u>	<u>\$1,461,794.74</u>				
<b><u>2018 DSR BOND</u></b> [REDACTED]									
Money Market Accounts									
[REDACTED]	FIDELITY	9/1/2020	6,427,919.87	6,427,919.87	6,427,919.87	0.000	1	0.000	
			<u>\$6,427,919.87</u>	<u>\$6,427,919.87</u>	<u>\$6,427,919.87</u>				
<b><u>2018 CAP INT</u></b> [REDACTED]									



**GIC/GAC**

██████████	CITIGROUP GLOBAL MARKET	9/1/2020	0.00	0.00	0.00	0.000	1	0.000
<b>Money Market Accounts</b>								
██████████	FIDELITY	9/1/2020	0.00	0.00	0.00	0.000	1	0.000
			<u>\$0.00</u>	<u>\$0.00</u>	<u>\$0.00</u>			

**RENEW/REPLACE** ██████████

**Money Market Accounts**

██████████	FIDELITY	9/1/2020	437,747.72	437,747.72	437,747.72	0.000	1	0.000
			<u>\$437,747.72</u>	<u>\$437,747.72</u>	<u>\$437,747.72</u>			

**PROJECT ENHACE** ██████████

**Money Market Accounts**

██████████	FIDELITY	9/1/2020	13,156,690.78	13,156,690.78	13,156,690.78	0.000	1	0.000
			<u>\$13,156,690.78</u>	<u>\$13,156,690.78</u>	<u>\$13,156,690.78</u>			

**REVENUE FUND** ██████████

**Money Market Accounts**

██████████	FIDELITY	9/1/2020	1,163,272.40	1,163,272.40	1,163,272.40	0.000	1	0.000
			<u>\$1,163,272.40</u>	<u>\$1,163,272.40</u>	<u>\$1,163,272.40</u>			

**OPS & MAINT RESERVE** ██████████

**Money Market Accounts**

██████████	FIDELITY	9/1/2020	517,155.59	517,155.59	517,155.59	0.000	1	0.000
			<u>\$517,155.59</u>	<u>\$517,155.59</u>	<u>\$517,155.59</u>			

---

<b>Total</b>	<b>30,593,120.97</b>	<b>30,593,120.97</b>	<b>30,593,120.97</b>					
--------------	----------------------	----------------------	----------------------	--	--	--	--	--