

#4 10D1  
JAN 25 2022



**MELANIE K. BUSH**  
**MONTGOMERY COUNTY TREASURER**

501 North Thompson, Suite 201, Conroe, Texas 77301  
P.O. Box 1307, Conroe, Texas 77305  
Phone: (936) 539-7844  
Fax: (936) 760-6960

**FY 2021-2022 QUARTERLY INVESTMENT REPORT**  
**ENDING DECEMBER 31, 2021**

Pursuant to Local Government Code 2256.023 I, Melanie K. Bush, Montgomery County Treasurer and Investment Officer do hereby submit The Quarterly Investment Report to the Montgomery County Commissioner's Court for approval and for recording in the minutes of the Court and with the Montgomery County Clerk. The Investment Statements are reconciled monthly.


All investments are in compliance with both the Public Funds Investment Act and the Montgomery County Investment Policy. As determined by the Investment Committee, the investment strategy is passive, which maintains a liquid cash flow and safety of the investment as priorities.

The following documents contain a summary statement of each pooled fund group that states the beginning book value and the ending book value along with the fully accrued interest. For the purposes of Local Investment Pools and Certificates of Deposit, the market value and the book value approximate to the same value. The Montgomery County Investment Officer has no control or authority in the decisions of said Investment Pools as to how the investments are diversified. All banks follow the directive that all certificates of deposit shall be at a federally insured depository institution and the full amount of the principal and accrued interest is insured by the United States.

Furthermore, The Investment Pools are in compliance with Government Code 2256.016 and specifically to the reporting requirements of sections(c) (1) and (2). The Certificates of Deposit are in compliance with Government Code 2256.010


I, Melanie K. Bush, County Treasurer of Montgomery County, Texas, who being fully sworn upon oath says that the within and foregoing report is true and correct to the best of her knowledge.


Filed and accompanying vouchers this, the 19<sup>th</sup> day of January, 2022.


  
\_\_\_\_\_  
Melanie K. Bush, Montgomery County Treasurer


**THE STATE OF TEXAS**  
**COUNTY OF MONTGOMERY**  
**AFFIDAVIT**


The Commissioners' Court of Montgomery County, TX hereby certifies that they have reviewed the Quarterly Investment Report as presented, hereby approve the report and request that it be filed with the official minutes of this meeting. In addition, the below signatures affirm that the Investment Report complies with statutes as referenced. Local Government Code 2256.023 and the affidavit states the ending quarterly balance of investments that are in the custody of the County Treasurer equals \$158,261,425.33.

  
\_\_\_\_\_  
County Judge, Mark Keough


  
\_\_\_\_\_  
Commissioner Pct. 1 – Robert Walker


  
\_\_\_\_\_  
Commissioner Pct. 2 – Charlie Riley

  
\_\_\_\_\_  
Commissioner Pct. 3 – James Noack

  
\_\_\_\_\_  
Commissioner Pct. 4 – James Metts

Subscribed and sworn to before me, the County Judge and the County Commissioners of Montgomery County, Texas, each respectively on this 23 day of January, 2022.



  
\_\_\_\_\_  
NOTARY PUBLIC STATE OF TEXAS  
My commission expires: 3/20/22

MONTGOMERY COUNTY QUARTERLY INVESTMENT REPORT  
QUARTER ENDING DECEMBER 31, 2021



Montgomery County, TX  
Melanie K. Bush  
501 North Thompson Suite 201  
Conroe, TX 77301  
(936) 539-7844

QUARTERLY INVESTMENT REPORT FOR PERIOD ENDED DECEMBER 31, 2021.

SUBMITTED TO: COMMISSIONERS COURT, MONTGOMERY COUNTY  
PREPARED BY: JAN AVERY, INVESTMENT MANAGER  
PREPARED FOR: MELANIE K. BUSH, COUNTY TREASURER

This report is made in accordance with provisions of Govt. code 2256, The Public Funds Investment Act, amended effective September 1, 2011, which require quarterly reporting of investment transactions for county funds to the Commissioners Court. The investments held in Montgomery County's portfolio comply with the Public Funds Investment Act and with the County's Investment Policy and Strategies.

CASH AVAILABILITY:

Cash in our depository bank is kept at a minimum with excess funds being invested and matured to meet payroll and accounts payable requirements. A cash report is prepared Weekly and at the end of the month on the Woodforest Bank accounts. Average Daily Collected Balance in Woodforest National Bank, our depository bank, for the quarter October through December for the past two years.

	Avg. Daily Coll. Balance 2021	Avg. Daily Coll. Balance 2020
OCTOBER	\$283,427,757.33	\$306,414,106.01
NOVEMBER	\$219,953,386.65	\$322,804,108.78
DECEMBER	\$145,814,027.67	\$313,218,602.97

We have depository contracts with Woodforest National Bank. The contracts are for 05/13/21 through 05/12/2023. Amegy Bank is the Depository for the Tax Assessor.

**MONTGOMERY COUNTY QUARTERLY INVESTMENT REPORT  
QUARTER ENDING DECEMBER 31, 2021**

**INVESTMENTS:**

	<b>Amt of Dollars Invested 2021</b>	<b>Amt of Dollars Invested 2020</b>
OCTOBER	\$131,386,663.54	\$261,486,362.14
NOVEMBER	\$141,361,545.52	\$241,581,394.83
DECEMBER	\$158,261,425.33	\$241,820,673.31

The amount currently invested at 12/31/2021 is \$ 158,261,425.33 which includes interest posted for the month of December 2021 for MCTX and MCTRA accounts.

**DIRECT INVESTMENTS MUNI BONDS:**

	<b>Book value</b>	<b>Maturity</b>
Federal Home Loan Bank	\$10,000,000.00	2/22/2024
Harris County Tax Bond	\$1,265,372.20	5/15/2022
Federal Farm Credit Bank	\$10,000,000.00	3/15/2024
County of Miami Dade FL Muni	\$4,997,203.11	4/1/2023
Fort Bend County Muni	\$255,562.87	3/1/2022
Federal Home Loan Bank	\$15,000,000.00	10/28/2024
<b>Total Direct Investments- December 31, 2021</b>		<b>\$41,518,138.18</b>

**MCTRA - TRUST ACCOUNTS WITH REGIONS BANK:**

2018 DSR BOND PROCEEDS- [REDACTED]	\$6,424,367.91	
2018 PROJ SUB ACCOUNT- [REDACTED]	\$6,648,088.49	
2018 DSR BOND PROCEEDS- [REDACTED]	\$0.00	
2018 OPS/MAIN- [REDACTED]	\$516,869.81	
2018 RESERVE FUND- [REDACTED]	\$1,000,150.35	
2018 Debt Service- [REDACTED]	\$1,461,387.98	
MCTRA -RESERVE - [REDACTED]	\$0.00	
MCTRA PROJ. ENH - [REDACTED]	\$10,453,728.29	
2018 RENEW/REPLACE - [REDACTED]	\$312,528.27	<b>\$26,817,121.10</b>

**MONTGOMERY COUNTY QUARTERLY INVESTMENT REPORT  
QUARTER ENDING DECEMBER 31, 2021**

**CERTIFICATES OF DEPOSIT:**

		<b>Maturity</b>
Spirit of Texas Bank - CD - 0.45%	\$10,037,379.48	8/27/2022
Veritex Bank - CD - 1.70	\$10,301,439.51	3/22/2022
Guaranty Comm. Bank - CD - 1.76%	\$4,845,898.29	2/4/2022
Spirit of Texas Bank C - CD - 0.45%	\$10,011,223.37	9/14/2022
Spirit of Texas Bank- CD 0.46%	\$10,015,385.85	8/14/2022
Spirit of Texas Bank - CD - 0.40%	\$15,049,882.70	2/9/2022
Total CD's		<b>\$60,261,209.20</b>

**VARIOUS MUTUAL FUND AND POOL A**    \$22,735,922.33    **\$22,735,922.33**

**MONEY MARKET BANK ACCOUNTS:**

Guaranty Comm Bank - MM - 0.20	\$2,318,130.56	
Guaranty Comm Bank - MM - 0.20	\$4,610,903.96	<b>\$6,929,034.52</b>

**Direct Inves. Mutual Funds, MCTRA, Bank MM and CD's**    **\$158,261,425.33**

SAS 99 requires the auditor to identify and assess risk that may result in a misstatement due to fraud. The Treasurer, as the Chief Investment Officer, acknowledges that risks may occur. Risks may be associated with the selection of broker/dealers, diversification of investments and investment limitation. Through adherence to the Investment Policy and the Internal Controls listed in the policy, these risks are reduced. The Treasurer is actively reducing investment risk in several ways.

Applications for broker/dealers are reviewed and selected by the Treasurer and the Investment Committee.

To reduce risk of diversification of investments and investment limitations, reports of investments purchased, prepared for Commissioners Court and audited by the Auditor's office. Lastly, to protect against potential fraud and embezzlement, the investments are secured through third party custody and safekeeping procedures.

These programs and controls should mitigate the risk that may result in a misstatement due to fraud.



**MONTGOMERY COUNTY INVESTMENTS**  
**Portfolio Management**  
**Portfolio Summary**  
**December 31, 2021**

Montgomery County, TX  
 Melanie K. Bush  
 501 North Thompson Suite 201  
 Conroe, TX 77301  
 (936)539-7844

<b>Investments</b>	<b>Par Value</b>	<b>Market Value</b>	<b>Book Value</b>	<b>% of Portfolio</b>	<b>Term</b>	<b>Days to Maturity</b>	<b>YTM/C 360 Equiv.</b>	<b>YTM/C 365 Equiv.</b>
Federal Agency Coupon Securities	35,000,000.00	35,000,000.00	35,000,000.00	26.63	1,018	47	2.436	2.470
Municipal Bonds	6,520,000.00	6,553,686.11	6,518,138.18	4.96	874	377	0.802	0.813
Compounding Cert of Deposits	60,261,209.20	60,261,209.20	60,261,209.20	45.85	442	146	0.750	0.760
Managed Pool Accounts	15,000,139.64	15,000,139.64	15,000,139.64	11.41	1	1	0.108	0.110
Mutual Funds	7,735,782.69	7,735,782.69	7,735,782.69	5.89	1	1	0.216	0.219
Money Market Accounts	6,929,034.52	6,929,034.52	6,929,034.52	5.27	1	1	0.345	0.350
<b>Investments</b>	<b>131,446,166.05</b>	<b>131,479,852.16</b>	<b>131,444,304.23</b>	<b>100.00%</b>	<b>517</b>	<b>98</b>	<b>1.075</b>	<b>1.090</b>

<b>Total Earnings</b>	<b>December 31 Month Ending</b>	<b>Fiscal Year To Date</b>
Current Year	64,062.94	1,403,313.29
<b>Average Daily Balance</b>	<b>117,951,962.35</b>	
<b>Effective Rate of Return</b>	<b>0.64%</b>	

*Melanie K. Bush* 1/19/2022  
 MELANIE K. BUSH, COUNTY TREASURER

Reporting period 12/01/2021-12/31/2021

Run Date: 01/07/2022 - 11:44

Portfolio MCTX  
 AC  
 PM (PRF\_PM1) 7.3.11  
 Report Ver. 7.3.11

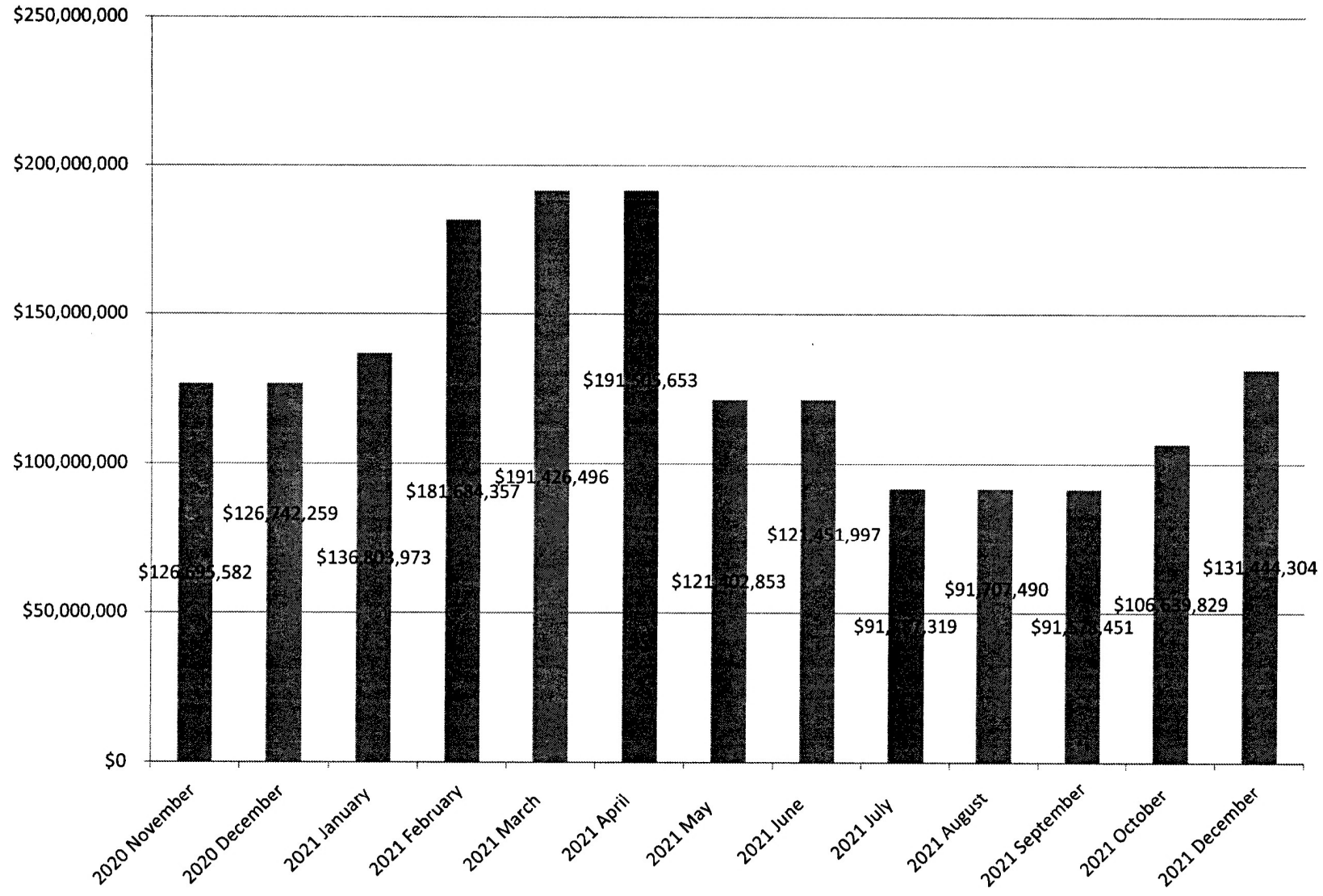
**MONTGOMERY COUNTY INVESTMENTS**  
**Portfolio Management**  
**Portfolio Details - Investments**  
**December 31, 2021**

CUSIP	Investment #	Issuer	Average Balance	Purchase Date	Par Value	Market Value	Book Value	Stated Rate	YTM/C 360	YTM/C 365	Days to Maturity	Maturity Date
<b>Federal Agency Coupon Securities</b>												
██████	10062	Federal Farm Credit Bank		03/15/2021	10,000,000.00	10,000,000.00	10,000,000.00	0.370	0.365	0.370	73	03/15/2024
██████	10066	Federal Home Loan Bank		10/28/2021	15,000,000.00	15,000,000.00	15,000,000.00	0.850	5.030	5.100	27	10/28/2024
██████	10070	Federal Home Loan Bank		11/22/2021	10,000,000.00	10,000,000.00	10,000,000.00	0.625	0.616	0.625	52	02/22/2024
<b>Subtotal and Average</b>			<b>35,000,000.00</b>		<b>35,000,000.00</b>	<b>35,000,000.00</b>	<b>35,000,000.00</b>		<b>2.436</b>	<b>2.470</b>	<b>47</b>	
<b>Municipal Bonds</b>												
██████	10009	FT BEND CNTY MUNI		06/05/2020	255,000.00	262,792.80	255,562.87	3.000	1.629	1.652	59	03/01/2022
██████	10010	HARRIS COUNTY TAX BOND		04/09/2020	1,265,000.00	1,293,690.20	1,265,372.20	2.102	1.993	2.021	134	05/15/2022
██████	10056	COUNTY OF MIAMI DADE FL		09/30/2020	5,000,000.00	4,997,203.11	4,997,203.11	0.420	0.458	0.465	455	04/01/2023
<b>Subtotal and Average</b>			<b>6,518,221.39</b>		<b>6,520,000.00</b>	<b>6,553,686.11</b>	<b>6,518,138.18</b>		<b>0.802</b>	<b>0.813</b>	<b>377</b>	
<b>Compounding Cert of Deposits</b>												
██████	10044	GUARANTY BANK		09/01/2020	4,574,761.82	4,574,761.82	4,574,761.82	1.760	1.736	1.760	34	02/04/2022
██████	10045	GUARANTY BANK		09/01/2020	271,136.47	271,136.47	271,136.47	1.760	1.736	1.760	34	02/04/2022
██████	10057	SPIRIT OF TEXAS BANK		02/09/2021	15,049,882.70	15,049,882.70	15,049,882.70	0.400	0.395	0.400	39	02/09/2022
██████	10061	SPIRIT OF TEXAS BANK		02/27/2021	10,037,379.48	10,037,379.48	10,037,379.48	0.450	0.444	0.450	238	08/27/2022
██████	10063	SPIRIT OF TEXAS BANK		08/14/2021	10,015,385.85	10,015,385.85	10,015,385.85	0.460	0.454	0.460	225	08/14/2022
██████	10065	SPIRIT OF TEXAS BANK		09/14/2021	10,011,223.37	10,011,223.37	10,011,223.37	0.450	0.444	0.450	256	09/14/2022
██████	10046	VERITEX COMMUNITY BANK		09/01/2020	10,301,439.51	10,301,439.51	10,301,439.51	1.710	1.687	1.710	80	03/22/2022
<b>Subtotal and Average</b>			<b>60,253,680.67</b>		<b>60,261,209.20</b>	<b>60,261,209.20</b>	<b>60,261,209.20</b>		<b>0.750</b>	<b>0.760</b>	<b>146</b>	
<b>Managed Pool Accounts</b>												
██████	10073	TEXAS FIXED INCOME TRUST		12/29/2021	15,000,139.64	15,000,139.64	15,000,139.64	0.110	0.108	0.110	1	
<b>Subtotal and Average</b>			<b>1,451,617.41</b>		<b>15,000,139.64</b>	<b>15,000,139.64</b>	<b>15,000,139.64</b>		<b>0.108</b>	<b>0.110</b>	<b>1</b>	
<b>Mutual Funds</b>												
██████	10015	AIM FUNDS		09/01/2020	0.00	0.00	0.00	0.090	0.089	0.090	1	
██████	10016	AIM FUNDS		09/01/2020	0.00	0.00	0.00	0.090	0.089	0.090	1	
██████	10018	AIM FUNDS		09/01/2020	0.00	0.00	0.00	0.090	0.089	0.090	1	
██████	10047	AIM FUNDS		09/01/2020	0.00	0.00	0.00	0.090	0.089	0.090	1	
██████	10000	FUNDS MANAGEMENT		09/01/2020	0.00	0.00	0.00	0.040	0.039	0.040	1	
██████	10001	FUNDS MANAGEMENT		09/01/2020	0.00	0.00	0.00	0.040	0.039	0.040	1	
██████	10002	FUNDS MANAGEMENT		09/01/2020	0.00	0.00	0.00	0.040	0.039	0.040	1	
██████	10019	LOGIC INVESTMENTS		09/01/2020	0.00	0.00	0.00	0.257	0.253	0.257	1	
██████	10020	LOGIC INVESTMENTS		09/01/2020	0.00	0.00	0.00	0.257	0.253	0.257	1	
██████	10021	LOGIC INVESTMENTS		09/01/2020	0.00	0.00	0.00	0.257	0.253	0.257	1	
██████	10022	LOGIC INVESTMENTS		09/01/2020	0.00	0.00	0.00	0.257	0.253	0.257	1	
██████	10023	PROVIDENT		09/01/2020	0.00	0.00	0.00	0.050	0.049	0.050	1	

**MONTGOMERY COUNTY INVESTMENTS**  
**Portfolio Management**  
**Portfolio Details - Investments**  
**December 31, 2021**


CUSIP	Investment #	Issuer	Average Balance	Purchase Date	Par Value	Market Value	Book Value	Stated Rate	YTM/C 360	YTM/C 365	Days to Maturity	Maturity Date
<b>Mutual Funds</b>												
██████	10024	PROVIDENT		09/01/2020	0.00	0.00	0.00	0.050	0.049	0.050	1	
██████	10025	PROVIDENT		09/01/2020	0.00	0.00	0.00	0.050	0.049	0.050	1	
██████	10026	PROVIDENT		09/01/2020	0.00	0.00	0.00	0.050	0.049	0.050	1	
██████	10011	TEXPOOL INVESTMENTS		09/01/2020	11,142.27	11,142.27	11,142.27	0.150	0.148	0.150	1	
██████	10012	TEXPOOL INVESTMENTS		09/01/2020	582,610.24	582,610.24	582,610.24	0.150	0.148	0.150	1	
██████	10013	TEXPOOL INVESTMENTS		09/01/2020	74,314.42	74,314.42	74,314.42	0.150	0.148	0.150	1	
██████	10014	TEXPOOL INVESTMENTS		09/01/2020	0.00	0.00	0.00	0.160	0.158	0.160	1	
██████	10028	TEXAS CLASS		09/01/2020	40,875.84	40,875.84	40,875.84	0.220	0.216	0.220	1	
██████	10029	TEXAS CLASS		09/01/2020	2,728,997.80	2,728,997.80	2,728,997.80	0.272	0.268	0.272	1	
██████	10030	TEXAS CLASS		09/01/2020	83,338.92	83,338.92	83,338.92	0.272	0.268	0.272	1	
██████	10031	TEXAS CLASS		09/01/2020	2,890,528.02	2,890,528.02	2,890,528.02	0.220	0.216	0.220	1	
██████	10032	TEXAS CLASS		09/01/2020	137,097.13	137,097.13	137,097.13	0.220	0.216	0.220	1	
██████	10033	TEXAS CLASS		09/01/2020	170,807.95	170,807.95	170,807.95	0.220	0.216	0.220	1	
██████	10049	TEXAS CLASS		09/01/2020	2,105.77	2,105.77	2,105.77	0.220	0.216	0.220	1	
██████	10034	TEXSTAR INVESTMENTS		09/01/2020	692,279.86	692,279.86	692,279.86	0.116	0.114	0.116	1	
██████	10035	TEXSTAR INVESTMENTS		09/01/2020	0.00	0.00	0.00	0.116	0.114	0.116	1	
██████	10036	TEXSTAR INVESTMENTS		09/01/2020	321,684.47	321,684.47	321,684.47	0.116	0.114	0.116	1	
		<b>Subtotal and Average</b>	<b>7,735,405.95</b>		<b>7,735,782.69</b>	<b>7,735,782.69</b>	<b>7,735,782.69</b>	<b>0.216</b>	<b>0.219</b>		<b>1</b>	
<b>Money Market Accounts</b>												
██████	10037	GUARANTY BANK		09/01/2020	2,318,130.56	2,318,130.56	2,318,130.56	0.350	0.345	0.350	1	
██████	10050	GUARANTY BANK		09/18/2020	38,617.48	38,617.48	38,617.48	0.350	0.345	0.350	1	
██████	10051	GUARANTY BANK		09/18/2020	653,096.41	653,096.41	653,096.41	0.350	0.345	0.350	1	
██████	10052	GUARANTY BANK		09/18/2020	301,893.03	301,893.03	301,893.03	0.350	0.345	0.350	1	
██████	10053	GUARANTY BANK		09/18/2020	3,135,170.33	3,135,170.33	3,135,170.33	0.350	0.345	0.350	1	
██████	10054	GUARANTY BANK		09/18/2020	482,126.71	482,126.71	482,126.71	0.350	0.345	0.350	1	
		<b>Subtotal and Average</b>	<b>6,993,036.94</b>		<b>6,929,034.52</b>	<b>6,929,034.52</b>	<b>6,929,034.52</b>	<b>0.345</b>	<b>0.350</b>		<b>1</b>	
		<b>Total and Average</b>	<b>117,951,962.35</b>		<b>131,446,166.05</b>	<b>131,479,852.16</b>	<b>131,444,304.23</b>	<b>1.075</b>	<b>1.090</b>		<b>98</b>	

**MCTX Book Value History Chart 12/31/2021**





**MCTX Book Value by Investment Type - December 31, 2021**



- Federal Agency Coupon Securities
- Municipal Bonds
- Compounding Cert of Deposits
- Managed Pool Accounts
- Mutual Funds
- Money Market Accounts



**MONTGOMERY COUNTY DETAILED INVESTMENT PORTFOLIO**  
**FISCAL YEAR 2021-2022**  
**QUARTERLY REPORT AS OF DECEMBER 31, 2021**

Issuer	Purchase Date	Par Value	Market Value	Book Value	Stated Rate	Days Maturity	Maturity Date	
<b>General Fund</b>								
<b>Compounding Cert of Deposits</b>								
██████████	GUARANTY BANK	9/1/2020	4,574,761.82	4,574,761.82	4,574,761.82	1.760	34	2/4/2022
██████████	SPIRIT OF TEXAS BANK	2/9/2021	15,049,882.70	15,049,882.70	15,049,882.70	0.400	39	2/9/2022
██████████	SPIRIT OF TEXAS BANK	2/27/2021	10,037,379.48	10,037,379.48	10,037,379.48	0.450	238	8/27/2022
██████████	SPIRIT OF TEXAS BANK	8/14/2021	10,015,385.85	10,015,385.85	10,015,385.85	0.460	225	8/14/2022
██████████	SPIRIT OF TEXAS BANK	9/14/2021	10,011,223.37	10,011,223.37	10,011,223.37	0.450	256	9/14/2022
██████████	VERITEX COMMUNITY BANK	9/1/2020	10,301,439.51	10,301,439.51	10,301,439.51	1.710	80	3/22/2022
<b>Federal Agency Coupon Securities</b>								
██████████	FEDERAL FARM CREDIT BANK	3/15/2021	10,000,000.00	10,000,000.00	10,000,000.00	0.370	73	3/15/2024
██████████	FEDERAL HOME LOAN BANK	10/28/2021	15,000,000.00	15,000,000.00	15,000,000.00	0.850	27	10/28/2024
██████████	FEDERAL HOME LOAN BANK	11/22/2021	10,000,000.00	10,000,000.00	10,000,000.00	0.625	52	2/22/2024
<b>Managed Pool Accounts</b>								
██████████	TEXAS FIXED INCOME TRUST	12/29/2021	15,000,139.64	15,000,139.64	15,000,139.64	0.110	1	
<b>Money Market Accounts</b>								
██████████	GUARANTY BANK	9/1/2020	2,318,130.56	2,318,130.56	2,318,130.56	0.350	1	
██████████	GUARANTY BANK	9/18/2020	38,617.48	38,617.48	38,617.48	0.350	1	
<b>Municipal Bonds</b>								
██████████	COUNTY OF MIAMI DADE FL	9/30/2020	5,000,000.00	4,997,203.11	4,997,203.11	0.420	455	4/1/2023
██████████	FT BEND CNTY MUNI	6/5/2020	255,000.00	262,792.80	255,562.87	3.000	59	3/1/2022
██████████	HARRIS COUNTY TAX BOND	4/9/2020	1,265,000.00	1,293,690.20	1,265,372.20	2.102	134	5/15/2022
<b>Mutual Funds</b>								
██████████	AIM FUNDS	9/1/2020	0.00	0.00	0.00	0.090	1	
██████████	FUNDS MANAGEMENT	9/1/2020	0.00	0.00	0.00	0.040	1	
██████████	LOGIC INVESTMENTS	9/1/2020	0.00	0.00	0.00	0.257	1	
██████████	PROVIDENT	9/1/2020	0.00	0.00	0.00	0.050	1	
██████████	TEXAS CLASS	9/1/2020	2,105.77	2,105.77	2,105.77	0.220	1	

██████	TEXPOOL INVESTMENTS	9/1/2020	11,142.27	11,142.27	11,142.27	0.150	1
██████	TEXPOOL INVESTMENTS	9/1/2020	0.00	0.00	0.00	0.160	1
██████	TEXSTAR INVESTMENTS	9/1/2020	0.00	0.00	0.00	0.116	1
			<u>\$118,880,208.45</u>	<u>\$118,913,894.56</u>	<u>\$118,878,346.63</u>		

**Road & Bridge**

**Money Market Accounts**

██████	GUARANTY BANK	9/18/2020	3,135,170.33	3,135,170.33	3,135,170.33	0.350	1
--------	---------------	-----------	--------------	--------------	--------------	-------	---

**Mutual Funds**

██████	AIM FUNDS	9/1/2020	0.00	0.00	0.00	0.090	1
██████	FUNDS MANAGEMENT	9/1/2020	0.00	0.00	0.00	0.040	1
██████	LOGIC INVESTMENTS	9/1/2020	0.00	0.00	0.00	0.257	1
██████	TEXSTAR INVESTMENTS	9/1/2020	321,684.47	321,684.47	321,684.47	0.116	1
			<u>\$3,456,854.80</u>	<u>\$3,456,854.80</u>	<u>\$3,456,854.80</u>		

**Law Library**

**Money Market Accounts**

██████	GUARANTY BANK	9/18/2020	301,893.03	301,893.03	301,893.03	0.350	1
--------	---------------	-----------	------------	------------	------------	-------	---

**Mutual Funds**

██████	AIM FUNDS	9/1/2020	0.00	0.00	0.00	0.090	1
██████	PROVIDENT	9/1/2020	0.00	0.00	0.00	0.050	1
			<u>\$301,893.03</u>	<u>\$301,893.03</u>	<u>\$301,893.03</u>		

**CO. CLK. REC. MGMT & PRESERV.**

**Mutual Funds**

██████	TEXAS CLASS	9/1/2020	2,890,528.02	2,890,528.02	2,890,528.02	0.220	1
			<u>\$2,890,528.02</u>	<u>\$2,890,528.02</u>	<u>\$2,890,528.02</u>		

**DIST. CLK REC. MGMT & PRESERV**

**Mutual Funds**

██████	TEXAS CLASS	9/1/2020	137,097.13	137,097.13	137,097.13	0.220	1
			<u>\$137,097.13</u>	<u>\$137,097.13</u>	<u>\$137,097.13</u>		

**DC RECORDS PRESERV.**

**Mutual Funds**

██████	TEXAS CLASS	9/1/2020	83,338.92	83,338.92	83,338.92	0.272	1
			<u>\$83,338.92</u>	<u>\$83,338.92</u>	<u>\$83,338.92</u>		

**CNTY & DIST COURT DIG. PRESERV**

**Mutual Funds**

██████████	TEXAS CLASS	9/1/2020	170,807.95	170,807.95	170,807.95	0.220	1
			<u>\$170,807.95</u>	<u>\$170,807.95</u>	<u>\$170,807.95</u>		

**Contracts Election Service**

**Mutual Funds**

██████████	TEXPOOL INVESTMENTS	9/1/2020	74,314.42	74,314.42	74,314.42	0.150	1
			<u>\$74,314.42</u>	<u>\$74,314.42</u>	<u>\$74,314.42</u>		

**Grant**

**Mutual Funds**

██████████	TEXSTAR INVESTMENTS	9/1/2020	692,279.86	692,279.86	692,279.86	0.116	1
			<u>\$692,279.86</u>	<u>\$692,279.86</u>	<u>\$692,279.86</u>		

**Debt Service**

**Money Market Accounts**

██████████	GUARANTY BANK	9/18/2020	653,096.41	653,096.41	653,096.41	0.350	1
------------	---------------	-----------	------------	------------	------------	-------	---

**Mutual Funds**

██████████	AIM FUNDS	9/1/2020	0.00	0.00	0.00	0.090	1
██████████	FUNDS MANAGEMENT	9/1/2020	0.00	0.00	0.00	0.040	1
██████████	PROVIDENT	9/1/2020	0.00	0.00	0.00	0.050	1
██████████	TEXAS CLASS	9/1/2020	40,875.84	40,875.84	40,875.84	0.220	1
██████████	TEXPOOL INVESTMENTS	9/1/2020	582,610.24	582,610.24	582,610.24	0.150	1
			<u>\$1,276,582.49</u>	<u>\$1,276,582.49</u>	<u>\$1,276,582.49</u>		

**CP REV. TOLL BONDS 2010**

**Compounding Cert of Deposits**

██████████	GUARANTY BANK	9/1/2020	271,136.47	271,136.47	271,136.47	1.760	34	2/4/2022
------------	---------------	----------	------------	------------	------------	-------	----	----------

**Mutual Funds**

██████████	TEXAS CLASS	9/1/2020	2,728,997.80	2,728,997.80	2,728,997.80	0.272	1
			<u>\$3,000,134.27</u>	<u>\$3,000,134.27</u>	<u>\$3,000,134.27</u>		

**CP RB 2012**

**Money Market Accounts**

██████████	GUARANTY BANK	9/18/2020	482,126.71	482,126.71	482,126.71	0.350	1
------------	---------------	-----------	------------	------------	------------	-------	---

**Mutual Funds**

██████████	PROVIDENT	9/1/2020	0.00	0.00	0.00	0.050	1
			<u>\$482,126.71</u>	<u>\$482,126.71</u>	<u>\$482,126.71</u>		

**CP RB 2016**

**Mutual Funds**



LOGIC INVESTMENTS	9/1/2020	<u>0.00</u>	<u>0.00</u>	<u>0.00</u>	0.257	1
		<b>\$0.00</b>	<b>\$0.00</b>	<b>\$0.00</b>		

**CP RB 2016A**

**Mutual Funds**




LOGIC INVESTMENTS	9/1/2020	<u>0.00</u>	<u>0.00</u>	<u>0.00</u>	0.257	1
		<b>\$0.00</b>	<b>\$0.00</b>	<b>\$0.00</b>		

---

<b>Total</b>	<b>131,446,166.05</b>	<b>131,479,852.16</b>	<b>131,444,304.23</b>
--------------	-----------------------	-----------------------	-----------------------

Montgomery County, TX  
 Melanie K. Bush  
 501 North Thompson Suite 201  
**MONTGOMERY COUNTY CHART OF INVESTMENTS BY FUND 12/31/2021**



- 100
- 200
- 204
- 206
- 208
- 209
- 210
- 219
- 220
- 300
- 401
- 402
- 404
- 405



**MONTGOMERY CO TOLL ROAD  
Portfolio Management  
Portfolio Summary  
December 31, 2021**

Montgomery County, TX  
Melanie K. Bush  
501 North Thompson Suite 201  
Conroe, TX 77301  
(936)539-7844

<b>Investments</b>	<b>Par Value</b>	<b>Market Value</b>	<b>Book Value</b>	<b>% of Portfolio</b>	<b>Term</b>	<b>Days to Maturity</b>	<b>YTM 360 Equiv.</b>	<b>YTM 365 Equiv.</b>
Money Market Accounts	26,817,121.10	26,817,121.10	26,817,121.10	100.00	1	1	0.000	0.000
<b>Investments</b>	<b>26,817,121.10</b>	<b>26,817,121.10</b>	<b>26,817,121.10</b>	<b>100.00%</b>	<b>1</b>	<b>1</b>	<b>0.000</b>	<b>0.000</b>

<b>Total Earnings</b>	<b>December 31 Month Ending</b>
Current Year	202.90
<b>Average Daily Balance</b>	<b>26,344,602.90</b>
<b>Effective Rate of Return</b>	<b>0.01%</b>

  
 \_\_\_\_\_ 1/19/2022  
 MELANIE K. BUSH, COUNTY TREASURER

Reporting period 12/01/2021-12/31/2021

Run Date: 01/05/2022 - 09:20

No fiscal year history available

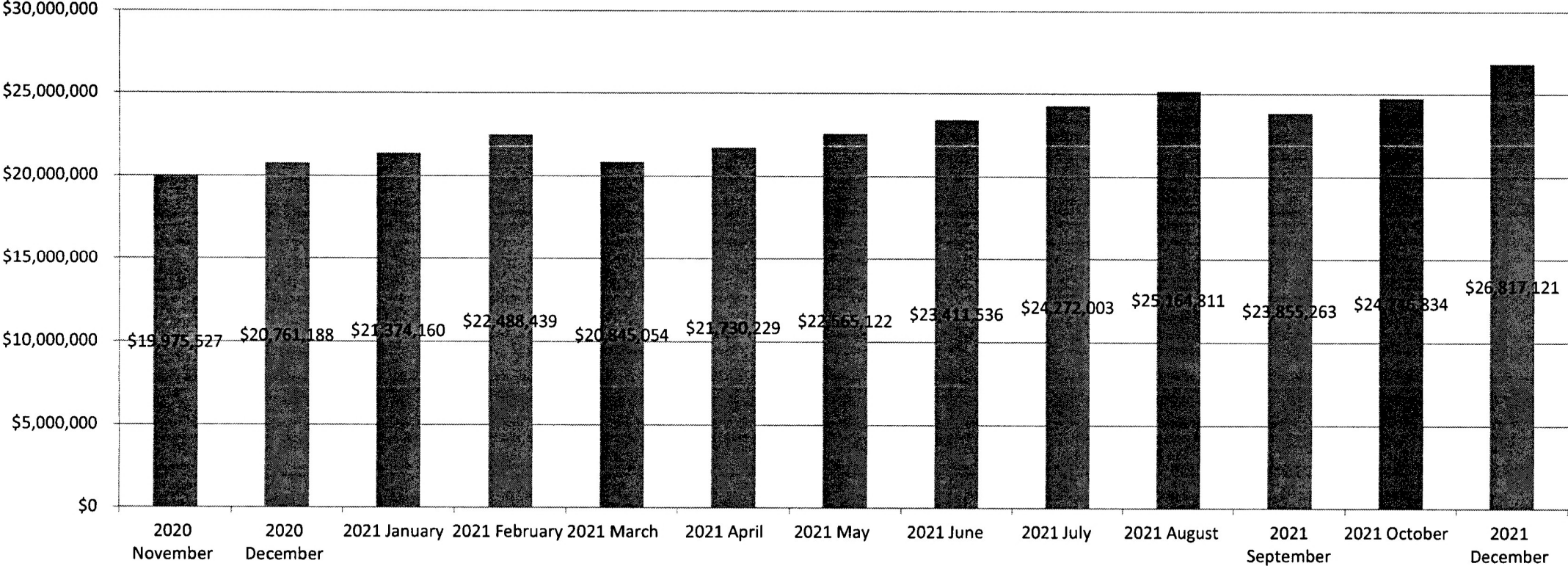
Portfolio MTRA  
CC  
PM (PRF\_PM1) 7.3.11  
Report Ver. 7.3.11

**MONTGOMERY CO TOLL ROAD**  
**Portfolio Management**  
**Portfolio Details - Investments**  
**December 31, 2021**

CUSIP	Investment #	Issuer	Average Balance	Purchase Date	Par Value	Market Value	Book Value	Stated Rate	Fitch	YTM 365	Days to Maturity	Maturity Date
<b>Money Market Accounts</b>												
████████	10000	FIDELITY		09/01/2020	0.00	0.00	0.00			0.000	1	
████████	10001	FIDELITY		09/01/2020	1,461,387.98	1,461,387.98	1,461,387.98			0.000	1	
████████	10002	FIDELITY		09/01/2020	6,424,367.91	6,424,367.91	6,424,367.91			0.000	1	
████████	10003	FIDELITY		09/01/2020	516,869.81	516,869.81	516,869.81			0.000	1	
████████	10004	FIDELITY		09/01/2020	312,528.27	312,528.27	312,528.27			0.000	1	
████████	10005	FIDELITY		09/01/2020	1,000,150.35	1,000,150.35	1,000,150.35			0.000	1	
████████	10006	FIDELITY		09/01/2020	10,453,728.29	10,453,728.29	10,453,728.29			0.000	1	
████████	10007	FIDELITY		09/01/2020	6,648,088.49	6,648,088.49	6,648,088.49			0.000	1	
████████	10008	FIDELITY		09/01/2020	0.00	0.00	0.00			0.000	1	
	<b>Subtotal and Average</b>		<b>26,344,602.90</b>		<b>26,817,121.10</b>	<b>26,817,121.10</b>	<b>26,817,121.10</b>			<b>0.000</b>	<b>1</b>	
<b>GIC/GAC</b>												
████████	10010	CITIGROUP GLOBAL MARKETS INC		09/01/2020	0.00	0.00	0.00			0.000	1	
	<b>Subtotal and Average</b>		<b>0.00</b>		<b>0.00</b>	<b>0.00</b>	<b>0.00</b>			<b>0.000</b>	<b>0</b>	
	<b>Total and Average</b>		<b>26,344,602.90</b>		<b>26,817,121.10</b>	<b>26,817,121.10</b>	<b>26,817,121.10</b>			<b>0.000</b>	<b>1</b>	



**MCTRA BOOK VALUE HISTORY - NOVEMBER 2020 - DECEMBER 2021**





**MONTGOMERY COUNTY MCTRA DETAILED INVESTMENT PORTFOLIO**  
**FISCAL YEAR 2021-2022**  
**QUARTERLY REPORT AS OF DECEMBER 31, 2021**

	Issuer	Purchase Date	Par Value	Market Value	Book Value
<b>2018 PROJECT [REDACTED]</b>					
<b>Money Market Accounts</b>					
[REDACTED]	FIDELITY	9/1/2020	6,648,088.49	6,648,088.49	6,648,088.49
			<u>\$6,648,088.49</u>	<u>\$6,648,088.49</u>	<u>\$6,648,088.49</u>
<b>RENEW/REPL [REDACTED]</b>					
<b>Money Market Accounts</b>					
[REDACTED]	FIDELITY	9/1/2020	1,000,150.35	1,000,150.35	1,000,150.35
			<u>\$1,000,150.35</u>	<u>\$1,000,150.35</u>	<u>\$1,000,150.35</u>
<b>2018 DEBT SERVICE [REDACTED]</b>					
<b>Money Market Accounts</b>					
[REDACTED]	FIDELITY	9/1/2020	1,461,387.98	1,461,387.98	1,461,387.98
			<u>\$1,461,387.98</u>	<u>\$1,461,387.98</u>	<u>\$1,461,387.98</u>
<b>2018 DSR BOND [REDACTED]</b>					
<b>Money Market Accounts</b>					
[REDACTED]	FIDELITY	9/1/2020	6,424,367.91	6,424,367.91	6,424,367.91
			<u>\$6,424,367.91</u>	<u>\$6,424,367.91</u>	<u>\$6,424,367.91</u>
<b>2018 CAP INT [REDACTED]</b>					
<b>GIC/GAC</b>					
[REDACTED]	CITIGROUP GLOBAL MARKETS INC	9/1/2020	0.00	0.00	0.00
<b>Money Market Accounts</b>					
[REDACTED]	FIDELITY	9/1/2020	0.00	0.00	0.00
			<u>\$0.00</u>	<u>\$0.00</u>	<u>\$0.00</u>
<b>RENEW/REPLACE [REDACTED]</b>					
<b>Money Market Accounts</b>					
[REDACTED]	FIDELITY	9/1/2020	312,528.27	312,528.27	312,528.27
			<u>\$312,528.27</u>	<u>\$312,528.27</u>	<u>\$312,528.27</u>
<b>PROJECT ENHACE [REDACTED]</b>					
<b>Money Market Accounts</b>					
[REDACTED]	FIDELITY	9/1/2020	10,453,728.29	10,453,728.29	10,453,728.29
			<u>\$10,453,728.29</u>	<u>\$10,453,728.29</u>	<u>\$10,453,728.29</u>

**REVENUE FUND** [REDACTED]

**Money Market Accounts**

[REDACTED]

FIDELITY

9/1/2020

0.00

0.00

0.00

\$0.00

\$0.00

\$0.00

**OPS & MAINT RESERVE** [REDACTED]

**Money Market Accounts**

[REDACTED]

FIDELITY

9/1/2020

516,869.81

516,869.81

516,869.81

\$516,869.81

\$516,869.81

\$516,869.81

---

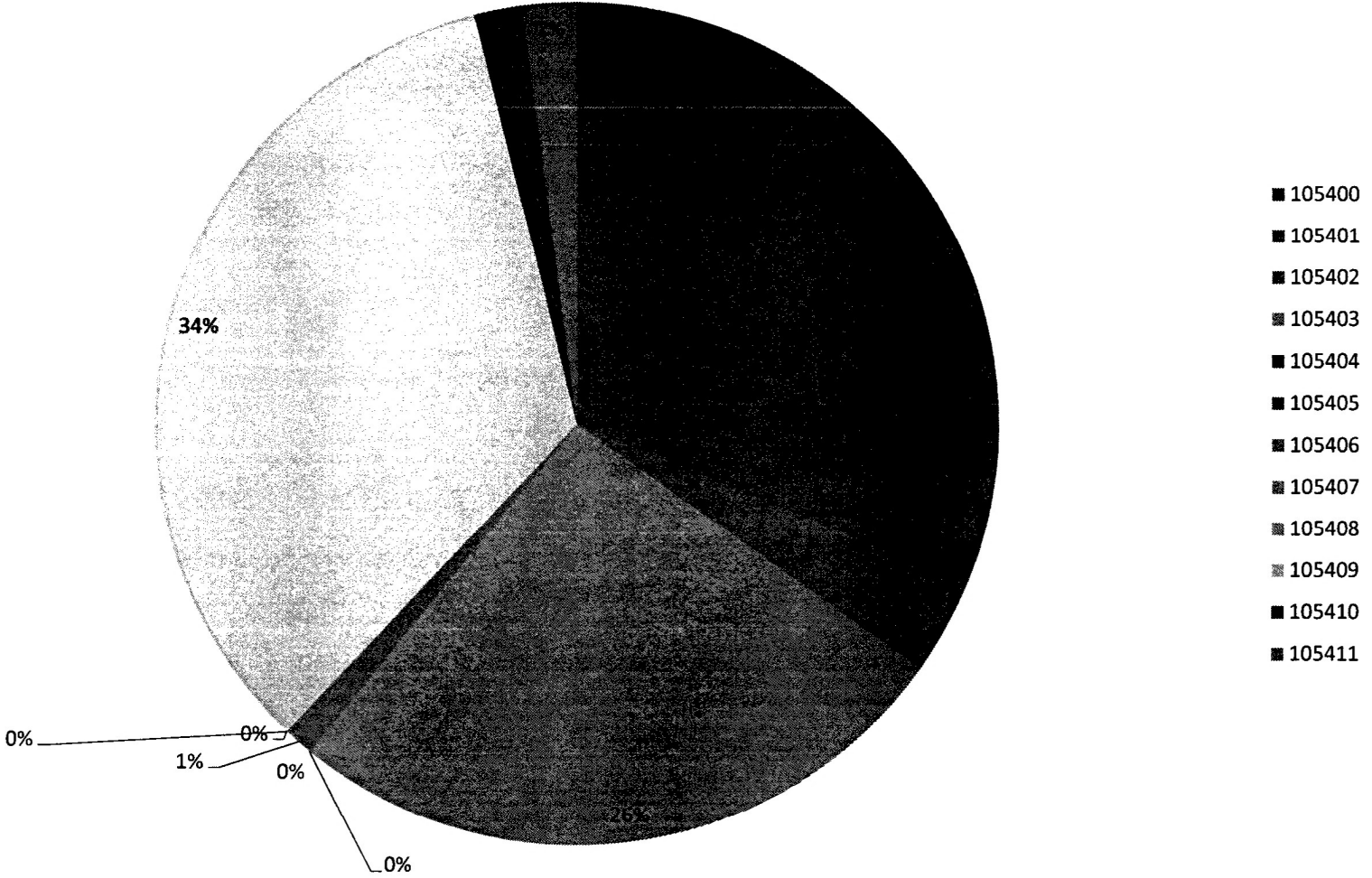
**Total**

**26,817,121.10**

**26,817,121.10**

**26,817,121.10**

MCTRA Investment Portfolio Summary- DECEMBER 31, 2021



#4 10D1  
JAN 25 2022

Consent-Treasurer

**Commissioners Court-Regular Meeting**

**TO:** Montgomery County Commissioners Court

**FROM:** Melanie Bush, Treasurer

**DATE:** 01/25/2022

**SUBJECT:** Consider and approve the Quarterly Investment Report for Quarter ending December 31, 2021.

---

---

**Attachments**

Quarterly Investment Report

---