

#3 903  
NOV 13 2018

Consent-Treasurer

**Commissioners' Court-Regular Meeting**

**TO:** Montgomery County Commissioners' Court

**FROM:** Stephanie Davenport, Treasurer

**DATE:** 11/13/2018

**SUBJECT:** CONSIDER AND APPROVE THE ANNUAL INVESTMENTS REPORT FOR OCTOBER 2017  
- SEPTEMBER 2018.

---

---

**Attachments**

ANNUAL INVESTMENT REPORT OCTOBER 2017 - SEPTEMBER 2018

---

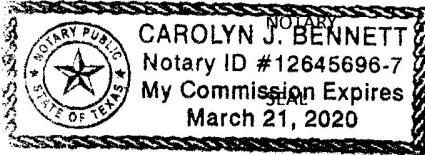
---

BEFORE ME, THE UNDERSIGNED AUTHORITY, ON THIS DAY PERSONALLY APPEARED  
STEPHANNE DAVENPORT, COUNTY TREASURER OF MONTGOMERY COUNTY, TEXAS  
CERTIFYING THAT THE INFORMATION REPORTED IS TRUE AND CORRECT AS SHOWN  
IN THE RECORDS OF THE TREASURY OF MONTGOMERY COUNTY, TEXAS.

Stephanne Davenport  
COUNTY TREASURER

SUBSCRIBED AND SWORN TO BEFORE ME, THIS 13<sup>th</sup> DAY OF November 2018.

Carolyn J. Bennett  
SIGNATURE OF NOTARY PUBLIC



Carolyn J. Bennett  
PRINTED NAME NOTARY PUBLIC


3/21/20  
DATE COMMISSION EXPIRES  
STATE OF TEXAS  
COUNTY OF MONTGOMERY

FILED FOR RECORD IN THE COUNTY CLERK'S OFFICE THIS 13 DAY OF November 2018

MARK TURNBULL  
COUNTY CLERK  
MONTGOMERY COUNTY, TEXAS

ATTEST

BY: Mark Turnbull

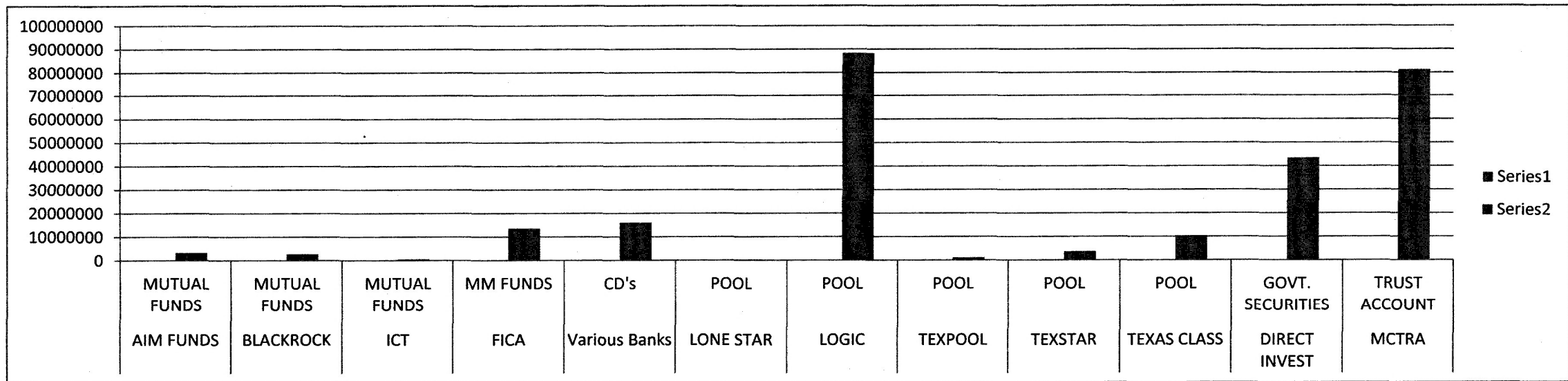


**INVESTMENTS BY QUARTER 10/17-09/18**  
**Annual Report as of SEPTEMBER 30, 2018**

		Int. Rate	TOTAL	
AIM FUNDS	MUTUAL FUNDS	1.804	\$3,246,839.77	1.23%
BLACKROCK	MUTUAL FUNDS	1.804	\$2,802,323.82	1.06%
ICT	MUTUAL FUNDS	1.83	\$609,888.41	0.23%
FICA	MM FUNDS	1.9	\$13,594,402.30	5.13%
Various Banks	CD's	2.03	\$15,980,345.12	6.03%
LONE STAR	POOL	2.1076	\$408,928.26	0.15%
LOGIC	POOL	2.22999	\$88,324,070.62	33.34%
TEXPOOL	POOL	2.12	\$1,142,517.95	0.43%
TEXSTAR	POOL	2.1445	\$3,701,370.97	1.40%
TEXAS CLASS	POOL	2.3151	\$10,383,236.53	3.92%
DIRECT INVEST	GOVT. SECURITIES		\$43,397,420.48	16.38%
MCTRA	TRUST ACCOUNT		\$81,321,624.77	30.70%
			<b>\$264,912,969.00</b>	<b>100.00%</b>

**TOTAL INTEREST TOTAL INVESTMENTS**  
**10/2017-09/2018**

2,693,629.00	264,912,969.00	
	11,480,345.12	Chase CD Coded to Cash
	\$4,500,000.00	Other CD's Coded to Cash
	\$81,321,853.77	Trust - MCTRA
	<b>\$167,610,770.11</b>	



**CD's**

Barclays Bank Delaware CD	\$250,000.00	1.40%	\$250,000.00
First NB &TC Vinita OK	\$250,000.00	1.45%	\$250,000.00
BNY Mellon Ntl. Bk	\$250,000.00	2.00%	\$250,000.00
Busey Bk - Ill. - CD	\$250,000.00	2.00%	\$250,000.00
Huntington Ntl - CD	\$250,000.00	2.05%	\$250,000.00
First Ntl. Bk - DA= CD	\$250,000.00	2.00%	\$250,000.00
Pinnacle Bk- Nashville-CD	\$250,000.00	2.00%	\$250,000.00
Discover Bk Greenwood DE	\$250,000.00	1.40%	\$250,000.00
Goldman Sachs Bk NY	\$250,000.00	1.40%	\$250,000.00

Total CD's \$2,250,000.00

Pacific Western Bk LA CA	\$250,000.00	1.40%	\$250,000.00
Safra Ntl. Bk of NY NY	\$250,000.00	1.50%	\$250,000.00
Metro City Bk, Doraville GA	\$250,000.00	1.40%	\$250,000.00
Western Alliance Bk--CD	\$250,000.00	2.00%	\$250,000.00
Wex Bank - CD	\$250,000.00	2.00%	\$250,000.00
BNB Bk- Bridgetown- CD	\$250,000.00	2.00%	\$250,000.00
Parkway Bk & TR- CD	\$250,000.00	2.00%	\$250,000.00
Florida Cmnty Bk- CD	\$250,000.00	2.05%	\$250,000.00
Farmers & Merchants Banc	\$250,000.00	1.40%	\$250,000.00

Total CD's \$2,250,000.00

MCTRA 2018 DSR	6,003,364.78
MCTRA - 2018 PROJ. SUB ACCT	64,468,025.22
MCTRA - 2018 DSR BOND PROCEEDS	10,260,732.46
MCTRA - 2018 DSR BOND PROCEEDS	87,033.43
MCTRA - 2018 RESERVE FUND	502,468.88

TOTAL MCTRA \$81,321,624.77



**INVESTMENTS BY QUARTER 10/17-09/18**  
Annual Report as of SEPTEMBER 30, 2018

FICA-DEBT SERV-113871	Principal	Interest	Balance
9/30/2017 Bal fwd	665886.91	64727.09	730,614.00
10/31/2017 Oct/17 int		0	558.47
11/30/2017 Nov/17 int		0	540.87
12/31/2017 Dec/17 Int		0	608.43
<b>First Quarter 12/31/17</b>	0.00	1,707.77	
	<b>665,886.91</b>	<b>66,434.86</b>	<b>732,321.77</b>
1/31/2018 Jan/18 int		0	715.27
2/28/2018 Feb/18 Int		0.00	646.68
3/31/2018 Mar/18 Int		0	759.82
<b>Second quarter 03/31/18</b>	0.00	2,121.77	736,565.31
<b>Total Qtr 1 and Qtr 2</b>	<b>665,886.91</b>	<b>68,556.63</b>	<b>734,443.54</b>
4/30/2018 Apr/18 Int		0	905.51
5/31/2018 May 18 Int		0	949.31
6/30/2018 June 18 Int		0	994.51
<b>Third Quarter 06/30/18</b>	0.00	2,849.33	
<b>Total Qtr 1, 2 3</b>	<b>665,886.91</b>	<b>71,405.96</b>	<b>737,292.87</b>
7/31/2018 Jul 18 Int		0	1189.77
8/31/2018 Aug 18 Int		0	1191.69
9/30/2018 Sep 18 Int		0	1155.11
<b>Fourth Quarter 09/30/18</b>	0.00	3,536.57	744,366.01
<b>TOTAL FOR YEAR 10/17-09/18</b>	<b>665,886.91</b>	<b>74,942.53</b>	<b>740,829.44</b>
<b>TOTAL INTEREST THIS YEAR</b>	<b>2017/2018</b>	<b>10,215.44</b>	

FICA-GEN. FUND-113871	Principal	Interest	Balance
9/30/2017 Bal fwd	12,500,000.00	176,332.94	12,676,332.94
10/31/2017 Oct/17 int		0	9689.59
11/30/2017 Nov/17 int		0	9384.18
12/31/2017 Dec/17 Int		0	10556.32
<b>First Quarter 12/31/17</b>	0.00	29,630.09	
	<b>12,500,000.00</b>	<b>205,963.03</b>	<b>12,705,963.03</b>
1/31/2018 Jan/18 int		0	12410.08
2/28/2018 Feb/18 Int		0	11220.05
3/31/2018 Mar/18 Int		0	13182.98
<b>Second quarter 03/31/18</b>	0.00	36,813.11	12,779,589.25
<b>Total Qtr 1 and Qtr 2</b>	<b>12,500,000.00</b>	<b>242,776.14</b>	<b>12,742,776.14</b>
4/30/2018 Apr/18 Int		0	15710.82
5/31/2018 May 18 Int		0	16470.68
6/30/2018 June 18 Int		0	17254.94
<b>Third Quarter 06/30/18</b>	0.00	49,436.44	
<b>Total Qtr 1, 2 3</b>	<b>12,500,000.00</b>	<b>292,212.58</b>	<b>12,792,212.58</b>
7/31/2018 Jul 18 Int		0	20642.78
8/31/2018 Aug 18 Int		0	20676.09
9/30/2018 Sep 18 Int		0	20041.41
<b>Fourth Quarter 09/30/18</b>	0.00	61,360.28	12,914,933.14
<b>TOTAL FOR YEAR 10/17-09/18</b>	<b>12,500,000.00</b>	<b>353,572.86</b>	<b>12,853,572.86</b>
<b>TOTAL INTEREST THIS YEAR</b>	<b>2017/2018</b>	<b>177,239.92</b>	

DIRECT INVESTMENTS	Principal	Interest	Balance	Maturity
VINING SPARKS	\$10,000,000.00	1.45%	\$10,000,000.00	8/2/2019
Vining SPARKS	\$6,932,145.48	2.39%	\$6,932,145.48	7/5/2019
Raymond James- FHLB	\$1,550,000.00	1.80%	\$1,550,000.00	3/27/2020
Vining Sparks - FHLB	\$14,918,600.53	1.80%	\$14,918,600.53	1/16/2019
Vining Sparks- FAMC	\$9,996,674.47	2.02%	\$9,996,674.47	1/17/2020

**INVESTMENTS BY QUARTER 10/17-09/18**  
**Annual Report as of SEPTEMBER 30, 2018**

LOGIC- ADULT. SERV- 558004	Principal	Interest	Balance
9/30/2017 Bal fwd	1,377,123.47	22,620.86	1,399,744.33
10/31/2017 Oct/17 int	0.00	1,526.94	1,401,271.27
11/30/2017 Nov/17 int	0.00	1,487.23	1,402,758.50
12/31/2017 Dec/17 Int	0.00	1,642.17	1,404,400.67
<b>First Quarter 12/31/17</b>	0.00	4,656.34	
	<b>1,377,123.47</b>	<b>27,277.20</b>	<b>1,404,400.67</b>
1/31/2018 Jan/18 int	0.00	1,815.89	1,406,216.56
2/28/2018 Feb/18 Int	0.00	1,714.94	1,407,931.50
3/31/2018 Mar/18 Int	0.00	2,060.08	1,409,991.58
<b>Second quarter 03/31/18</b>	0.00	5,590.91	
<b>Total Qtr 1 and Qtr 2</b>	<b>1,377,123.47</b>	<b>32,868.11</b>	<b>1,409,991.58</b>
4/30/2018 Apr/18 Int	0.00	2,235.75	1,412,227.33
5/31/2018 May 18 Int	0.00	2,431.66	1,414,658.99
6/30/2018 June 18 Int	0.00	2,450.66	1,417,109.65
<b>Third Quarter 06/30/18</b>	0.00	7,118.07	
<b>Total Qtr 1, 2 3</b>	<b>1,377,123.47</b>	<b>39,986.18</b>	<b>1,417,109.65</b>
7/31/2018 Jul 18 Int	0.00	2,617.72	1,419,727.37
8/31/2018 Aug 18 Int	-335,000.00	2,172.28	1,086,899.65
9/30/2018 Sep 18 Int	0.00	1,975.01	1,088,874.66
<b>Fourth Quarter 09/30/18</b>	<b>-335,000.00</b>	<b>6,765.01</b>	
<b>TOTAL FOR YEAR 10/17-09/18</b>	<b>1,042,123.47</b>	<b>46,751.19</b>	<b>1,088,874.66</b>
<b>TOTAL INTEREST THIS YEAR</b>	<b>2017/2018</b>	<b>24,130.33</b>	

LOGIC- 2016A-558006	Principal	Interest	Balance
9/30/2017 Bal fwd	68,577,473.58	611,177.92	69,188,651.50
10/31/2017 Oct/17 int	0.00	75,476.96	69,264,128.46
11/30/2017 Nov/17 int	0.00	73,513.56	69,337,642.02
12/31/2017 Dec/17 Int	-3,353,000.00	79,463.03	66,064,105.05
<b>First Quarter 12/31/17</b>	<b>-3,353,000.00</b>	<b>228,453.55</b>	
	<b>65,224,473.58</b>	<b>839,631.47</b>	<b>66,064,105.05</b>
1/31/2018 Jan/18 int	0.00	85,419.72	66,149,524.77
2/28/2018 Feb/18 Int	0.00	80,672.79	66,230,197.56
3/31/2018 Mar/18 Int	0.00	96,908.09	66,327,105.65
<b>Second quarter 03/31/18</b>	0.00	263,000.60	
<b>Total Qtr 1 and Qtr 2</b>	<b>65,224,473.58</b>	<b>1,102,632.07</b>	<b>66,327,105.65</b>
4/30/2018 Apr/18 Int	0.00	105,171.51	66,432,277.16
5/31/2018 May 18 Int	0.00	114,386.57	66,546,663.73
6/30/2018 June 18 Int	-16,393,000.00	109,455.26	50,263,118.99
<b>Third Quarter 06/30/18</b>	<b>-16,393,000.00</b>	<b>329,013.34</b>	
<b>Total Qtr 1, 2 3</b>	<b>48,831,473.58</b>	<b>1,431,645.41</b>	<b>50,263,118.99</b>
7/31/2018 Jul 18 Int	0.00	92,844.60	50,355,963.59
8/31/2018 Aug 18 Int	-2,058,000.00	90,461.24	48,388,424.83
9/30/2018 Sep 18 Int	0.00	87,927.63	48,476,352.46
<b>Fourth Quarter 09/30/18</b>	<b>-2,058,000.00</b>	<b>271,233.47</b>	
<b>TOTAL FOR YEAR 10/17-09/18</b>	<b>46,773,473.58</b>	<b>1,702,878.88</b>	<b>48,476,352.46</b>
<b>TOTAL INTEREST THIS YEAR</b>	<b>2017/2018</b>	<b>1,091,700.96</b>	

**INVESTMENTS BY QUARTER 10/17-09/18**  
**Annual Report as of SEPTEMBER 30, 2018**

LOGIC- ROAD & BRIDGE-558003	Principal	Interest	Balance
9/30/2017 Bal fwd	12,885,000.00	352,571.39	13,237,571.39
10/31/2017 Oct/17 int	0.00	14,440.69	13,252,012.08
11/30/2017 Nov/17 int	0.00	14,065.05	13,266,077.13
12/31/2017 Dec/17 Int	0.00	15,530.10	13,281,607.23
<b>First Quarter 12/31/17</b>	<b>0.00</b>	<b>44,035.84</b>	
	<b>12,885,000.00</b>	<b>396,607.23</b>	<b>13,281,607.23</b>
1/31/2018 Jan/18 int	0.00	17,172.90	13,298,780.13
2/28/2018 Feb/18 Int	0.00	16,218.55	13,314,998.68
3/31/2018 Mar/18 Int	0.00	19,482.51	13,334,481.19
<b>Second quarter 03/31/18</b>	<b>0.00</b>	<b>52,873.96</b>	
<b>Total Qtr 1 and Qtr 2</b>	<b>12,885,000.00</b>	<b>449,481.19</b>	<b>13,334,481.19</b>
4/30/2018 Apr/18 Int	0.00	21,143.78	13,355,624.97
5/31/2018 May 18 Int	0.00	22,996.41	13,378,621.38
6/30/2018 June 18 Int	0.00	23,176.14	13,401,797.52
<b>Third Quarter 06/30/18</b>	<b>0.00</b>	<b>67,316.33</b>	
<b>Total Qtr 1, 2 3</b>	<b>12,885,000.00</b>	<b>516,797.52</b>	<b>13,401,797.52</b>
7/31/2018 Jul 18 Int	0.00	24,755.79	13,426,553.31
8/31/2018 Aug 18 Int	0.00	24,908.96	13,451,462.27
9/30/2018 Sep 18 Int	0.00	24,443.00	13,475,905.27
<b>Fourth Quarter 09/30/18</b>	<b>0.00</b>	<b>74,107.75</b>	
<b>TOTAL FOR YEAR 10/17-09/18</b>	<b>12,885,000.00</b>	<b>590,905.27</b>	<b>13,475,905.27</b>
<b>TOTAL INTEREST THIS YEAR</b>	<b>2017/2018</b>	<b>238,333.88</b>	

LOGIC-2016- 558005	Principal	Interest	Balance
9/30/2017 Bal fwd	31,412,000.00	691,054.61	32,103,054.61
10/31/2017 Oct/17 int	0.00	35,020.78	32,138,075.39
11/30/2017 Nov/17 int	0.00	34,109.77	32,172,185.16
12/31/2017 Dec/17 Int	-8,441,000.00	33,363.33	23,764,548.49
<b>First Quarter 12/31/17</b>	<b>-8,441,000.00</b>	<b>102,493.88</b>	
	<b>22,971,000.00</b>	<b>793,548.49</b>	<b>23,764,548.49</b>
1/31/2018 Jan/18 int	0.00	30,726.95	23,795,275.44
2/28/2018 Feb/18 Int	0.00	29,019.57	23,824,295.01
3/31/2018 Mar/18 Int	0.00	34,859.73	23,859,154.74
<b>Second quarter 03/31/18</b>	<b>0.00</b>	<b>94,606.25</b>	
<b>Total Qtr 1 and Qtr 2</b>	<b>22,971,000.00</b>	<b>888,154.74</b>	<b>23,859,154.74</b>
4/30/2018 Apr/18 Int	0.00	37,832.24	23,896,986.98
5/31/2018 May 18 Int	0.00	41,147.08	23,938,134.06
6/30/2018 June 18 Int	-8,960,000.00	38,284.70	15,016,418.76
<b>Third Quarter 06/30/18</b>	<b>-8,960,000.00</b>	<b>117,264.02</b>	
<b>Total Qtr 1, 2 3</b>	<b>14,011,000.00</b>	<b>1,005,418.76</b>	<b>15,016,418.76</b>
7/31/2018 Jul 18 Int	0.00	27,737.56	15,044,156.32
8/31/2018 Aug 18 Int	-1,112,000.00	26,310.99	13,958,467.31
9/30/2018 Sep 18 Int	0.00	25,364.19	13,983,831.50
<b>Fourth Quarter 09/30/18</b>	<b>-1,112,000.00</b>	<b>79,412.74</b>	
<b>TOTAL FOR YEAR 10/17-09/18</b>	<b>12,899,000.00</b>	<b>1,084,831.50</b>	<b>13,983,831.50</b>
<b>TOTAL INTEREST THIS YEAR</b>	<b>2017/2018</b>	<b>393,776.89</b>	

**INVESTMENTS BY QUARTER 10/17-09/18**  
**Annual Report as of SEPTEMBER 30, 2018**

<b>LOGIC 2012a-558001</b>	<b>Principal</b>	<b>Interest</b>	<b>Balance</b>
9/30/2017 Bal fwd	502,000.00	48,167.84	550,167.84
10/31/2017 Oct/17 int	0.00	600.15	550,767.99
11/30/2017 Nov/17 int	0.00	584.54	551,352.53
12/31/2017 Dec/17 Int	0.00	645.45	551,997.98
<b>First Quarter 12/31/17</b>	0.00	1,830.14	
	<b>502,000.00</b>	<b>49,997.98</b>	<b>551,997.98</b>
1/31/2018 Jan/18 int	0.00	713.74	552,711.72
2/28/2018 Feb/18 Int	0.00	674.06	553,385.78
3/31/2018 Mar/18 Int	0.00	809.72	554,195.50
<b>Second quarter 03/31/18</b>	0.00	2,197.52	
<b>Total Qtr 1 and Qtr 2</b>	<b>502,000.00</b>	<b>52,195.50</b>	<b>554,195.50</b>
4/30/2018 Apr/18 Int	0.00	878.75	555,074.25
5/31/2018 May 18 Int	0.00	955.78	556,030.03
6/30/2018 June 18 Int	0.00	963.25	556,993.28
<b>Third Quarter 06/30/18</b>	0.00	2,797.78	
<b>Total Qtr 1, 2 3</b>	<b>502,000.00</b>	<b>54,993.28</b>	<b>556,993.28</b>
7/31/2018 Jul 18 Int	0.00	1,028.87	558,022.15
8/31/2018 Aug 18 Int	0.00	1,035.22	559,057.37
9/30/2018 Sep 18 Int	0.00	1,015.90	560,073.27
<b>Fourth Quarter 09/30/18</b>	0.00	3,079.99	
<b>TOTAL FOR YEAR 10/17-09/18</b>	<b>502,000.00</b>	<b>58,073.27</b>	<b>560,073.27</b>
<b>TOTAL INTEREST THIS YEAR</b>	<b>2017/2018</b>	<b>9,905.43</b>	

<b>LOGIC-GEN. FUND -558002</b>	<b>Principal</b>	<b>Interest</b>	<b>Balance</b>
9/30/2017 Bal fwd	19,772,461.02	769,431.59	20,541,892.61
10/31/2017 Oct/17 int	-5,000,000.00	17,481.83	15,559,374.44
11/30/2017 Nov/17 int	-5,000,000.00	12,445.71	10,571,820.15
12/31/2017 Dec/17 Int	0.00	12,376.02	10,584,196.17
<b>First Quarter 12/31/17</b>	-10,000,000.00	42,303.56	
	<b>9,772,461.02</b>	<b>811,735.15</b>	<b>10,584,196.17</b>
1/31/2018 Jan/18 int	0.00	13,685.18	10,597,881.35
2/28/2018 Feb/18 Int	0.00	12,924.65	10,610,806.00
3/31/2018 Mar/18 Int	0.00	15,525.73	10,626,331.73
<b>Second quarter 03/31/18</b>	0.00	42,135.56	
<b>Total Qtr 1 and Qtr 2</b>	<b>9,772,461.02</b>	<b>853,870.71</b>	<b>10,626,331.73</b>
4/30/2018 Apr/18 Int	0.00	16,849.61	10,643,181.34
5/31/2018 May 18 Int	0.00	18,325.99	10,661,507.33
6/30/2018 June 18 Int	0.00	18,469.23	10,679,976.56
<b>Third Quarter 06/30/18</b>	0.00	53,644.83	
<b>Total Qtr 1, 2 3</b>	<b>9,772,461.02</b>	<b>907,515.54</b>	<b>10,679,976.56</b>
7/31/2018 Jul 18 Int	0.00	19,728.04	10,699,704.60
8/31/2018 Aug 18 Int	0.00	19,850.10	10,719,554.70
9/30/2018 Sep 18 Int	0.00	19,478.76	10,739,033.46
<b>Fourth Quarter 09/30/18</b>	0.00	59,056.90	
<b>TOTAL FOR YEAR 10/17-09/18</b>	<b>9,772,461.02</b>	<b>966,572.44</b>	<b>10,739,033.46</b>
<b>TOTAL INTEREST THIS YEAR</b>	<b>2017/2018</b>	<b>197,140.85</b>	

**INVESTMENTS BY QUARTER 10/17-09/18**  
**Annual Report as of SEPTEMBER 30, 2018**

<b>TEX POOL DEBT SERVICE- 600004</b>	<b>Principal</b>	<b>Interest</b>	<b>Balance</b>
9/30/2017 Bal fwd	525,000.00	30,236.04	555,236.04
10/31/2017 Oct/17 int	0.00	486.58	555,722.62
11/30/2017 Nov/17 int	0.00	479.89	556,202.51
12/31/2017 Dec/17 Int	0.00	555.74	556,758.25
<b>First Quarter 12/31/17</b>	0.00	1,522.21	
	<b>525,000.00</b>	<b>31,758.25</b>	<b>556,758.25</b>
1/31/2018 Jan/18 int	0.00	614.17	557,372.42
2/28/2018 Feb/18 Int	0.00	574.56	557,946.98
3/31/2018 Mar/18 Int	0.00	718.18	558,665.16
<b>Second quarter 03/31/18</b>	0.00	1,906.91	
<b>Total Qtr 1 and Qtr 2</b>	<b>525,000.00</b>	<b>33,665.16</b>	<b>558,665.16</b>
4/30/2018 Apr/18 Int	0.00	767.05	559,432.21
5/31/2018 May 18 Int	0.00	815.26	560,247.47
6/30/2018 June 18 Int	0.00	833.93	561,081.40
<b>Third Quarter 06/30/18</b>	0.00	2,416.24	
<b>Total Qtr 1, 2 3</b>	<b>525,000.00</b>	<b>36,081.40</b>	<b>561,081.40</b>
7/31/2018 Jul 18 Int	0.00	900.51	561,981.91
8/31/2018 Aug 18 Int	0.00	916.63	562,898.54
9/30/2018 Sep 18 Int	0.00	923.13	563,821.67
<b>Fourth Quarter 09/30/18</b>	0.00	2,740.27	
<b>TOTAL FOR YEAR 10/17-09/18</b>	<b>525,000.00</b>	<b>38,821.67</b>	<b>563,821.67</b>
<b>TOTAL INTEREST THIS YEAR</b>	<b>2017/2018</b>	<b>8,585.63</b>	

<b>TEXAS CLASS-01-0312-2001</b>	<b>Principal</b>	<b>Interest</b>	<b>Balance</b>
9/30/2017 Bal fwd	26,134,122.22	1,047,477.11	27,181,599.33
10/31/2017 Oct/17 int	-7,000,000.00	23,298.77	20,204,898.10
11/30/2017 Nov/17 int	-10,000,000.00	13,372.20	10,218,270.30
12/31/2017 Dec/17 Int	0.00	12,178.98	10,230,449.28
<b>First Quarter 12/31/17</b>	-17,000,000.00	48,849.95	
	<b>9,134,122.22</b>	<b>1,096,327.06</b>	<b>10,230,449.28</b>
1/31/2018 Jan/18 int	0.00	13,492.93	10,243,942.21
2/28/2018 Feb/18 Int	0.00	12,719.05	10,256,661.26
3/31/2018 Mar/18 Int	0.00	15,240.35	10,271,901.61
<b>Second quarter 03/31/18</b>	0.00	41,452.33	
<b>Total Qtr 1 and Qtr 2</b>	<b>9,134,122.22</b>	<b>1,137,779.39</b>	<b>10,271,901.61</b>
4/30/2018 Apr/18 Int	0.00	16,431.53	10,288,333.14
5/31/2018 May 18 Int	0.00	18,006.51	10,306,339.65
6/30/2018 June 18 Int	0.00	18,293.72	10,324,633.37
<b>Third Quarter 06/30/18</b>	0.00	52,731.76	
<b>Total Qtr 1, 2 3</b>	<b>9,134,122.22</b>	<b>1,190,511.15</b>	<b>10,324,633.37</b>
7/31/2018 Jul 18 Int	0.00	19,570.51	10,344,203.88
8/31/2018 Aug 18 Int	0.00	19,724.92	10,363,928.80
9/30/2018 Sep 18 Int	0.00	19,307.73	10,383,236.53
<b>Fourth Quarter 09/30/18</b>	0.00	58,603.16	
<b>TOTAL FOR YEAR 10/17-09/18</b>	<b>9,134,122.22</b>	<b>1,249,114.31</b>	<b>10,383,236.53</b>
<b>TOTAL INTEREST THIS YEAR</b>	<b>2017/2018</b>	<b>201,637.20</b>	

**INVESTMENTS BY QUARTER 10/17-09/18**  
**Annual Report as of SEPTEMBER 30, 2018**

<b>TEX POOL ELECTIONS- 600003</b>	<b>Principal</b>	<b>Interest</b>	<b>Balance</b>
9/30/2017 Bal fwd	450,000.00	13,733.39	463,733.39
10/31/2017 Oct/17 int	0.00	406.40	464,139.79
11/30/2017 Nov/17 int	0.00	400.80	464,540.59
12/31/2017 Dec/17 Int	0.00	464.18	465,004.77
<b>First Quarter 12/31/17</b>	0.00	1,271.38	
	<b>450,000.00</b>	<b>15,004.77</b>	<b>465,004.77</b>
1/31/2018 Jan/18 int	0.00	512.98	465,517.75
2/28/2018 Feb/18 Int	0.00	479.88	465,997.63
3/31/2018 Mar/18 Int	0.00	599.81	466,597.44
<b>Second quarter 03/31/18</b>	0.00	1,592.67	
<b>Total Qtr 1 and Qtr 2</b>	<b>450,000.00</b>	<b>16,597.44</b>	<b>466,597.44</b>
4/30/2018 Apr/18 Int	0.00	640.63	467,238.07
5/31/2018 May 18 Int	0.00	680.92	467,918.99
6/30/2018 June 18 Int	0.00	696.49	468,615.48
<b>Third Quarter 06/30/18</b>	0.00	2,018.04	
<b>Total Qtr 1, 2 3</b>	<b>450,000.00</b>	<b>18,615.48</b>	<b>468,615.48</b>
7/31/2018 Jul 18 Int	0.00	752.02	469,367.50
8/31/2018 Aug 18 Int	0.00	765.60	470,133.10
9/30/2018 Sep 18 Int	0.00	770.98	470,904.08
<b>Fourth Quarter 09/30/18</b>	0.00	2,288.60	
<b>TOTAL FOR YEAR 10/17-09/18</b>	<b>450,000.00</b>	<b>20,904.08</b>	<b>470,904.08</b>
<b>TOTAL INTEREST THIS YEAR</b>	<b>2017/2018</b>	<b>7,170.69</b>	

<b>TEX POOL GENERAL - 600004</b>	<b>Principal</b>	<b>Interest</b>	<b>Balance</b>
9/30/2017 Bal fwd	93,289.59	648.23	93,937.82
10/31/2017 Oct/17 int	0.00	82.36	94,020.18
11/30/2017 Nov/17 int	0.00	81.18	94,101.36
12/31/2017 Dec/17 Int	0.00	94.03	94,195.39
<b>First Quarter 12/31/17</b>	0.00	257.57	
	<b>93,289.59</b>	<b>905.80</b>	<b>94,195.39</b>
1/31/2018 Jan/18 int	0.00	103.88	94,299.27
2/28/2018 Feb/18 Int	0.00	97.24	94,396.51
3/31/2018 Mar/18 Int	0.00	121.49	94,518.00
<b>Second quarter 03/31/18</b>	0.00	322.61	
<b>Total Qtr 1 and Qtr 2</b>	<b>93,289.59</b>	<b>1,228.41</b>	<b>94,518.00</b>
4/30/2018 Apr/18 Int	0.00	129.74	94,647.74
5/31/2018 May 18 Int	0.00	137.97	94,785.71
6/30/2018 June 18 Int	0.00	141.09	94,926.80
<b>Third Quarter 06/30/18</b>	0.00	408.80	
<b>Total Qtr 1, 2 3</b>	<b>93,289.59</b>	<b>1,637.21</b>	<b>94,926.80</b>
7/31/2018 Jul 18 Int	0.00	152.32	95,079.12
8/31/2018 Aug 18 Int	0.00	155.09	95,234.21
9/30/2018 Sep 18 Int	0.00	156.18	95,390.39
<b>Fourth Quarter 09/30/18</b>	0.00	463.59	
<b>TOTAL FOR YEAR 10/17-09/18</b>	<b>93,289.59</b>	<b>2,100.80</b>	<b>95,390.39</b>
<b>TOTAL INTEREST THIS YEAR</b>	<b>2017/2018</b>	<b>1,452.57</b>	

**INVESTMENTS BY QUARTER 10/17-09/18**  
**Annual Report as of SEPTEMBER 30, 2018**

<b>TEX STAR INVEST - 17022-1331-001</b>	<b>Principal</b>	<b>Interest</b>	<b>Balance</b>
9/30/2017 Bal fwd	3,544,306.78	100,642.72	3,644,949.50
10/31/2017 Oct/17 int	0.00	3,244.92	3,648,194.42
11/30/2017 Nov/17 int	0.00	3,206.95	3,651,401.37
12/31/2017 Dec/17 Int	0.00	3,647.73	3,655,049.10
<b>First Quarter 12/31/17</b>	<b>0.00</b>	<b>10,099.60</b>	
	<b>3,544,306.78</b>	<b>110,742.32</b>	<b>3,655,049.10</b>
1/31/2018 Jan/18 int	0.00	4,004.46	3,659,053.56
2/28/2018 Feb/18 Int	0.00	3,794.52	3,662,848.08
3/31/2018 Mar/18 Int	0.00	4,664.81	3,667,512.89
<b>Second quarter 03/31/18</b>	<b>0.00</b>	<b>12,463.79</b>	
<b>Total Qtr 1 and Qtr 2</b>	<b>3,544,306.78</b>	<b>123,206.11</b>	<b>3,667,512.89</b>
4/30/2018 Apr/18 Int	0.00	4,914.60	3,672,427.49
5/31/2018 May 18 Int	0.00	5,382.98	3,677,810.47
6/30/2018 June 18 Int	0.00	5,532.31	3,683,342.78
<b>Third Quarter 06/30/18</b>	<b>0.00</b>	<b>15,829.89</b>	
<b>Total Qtr 1, 2 3</b>	<b>3,544,306.78</b>	<b>139,036.00</b>	<b>3,683,342.78</b>
7/31/2018 Jul 18 Int	0.00	5,932.49	3,689,275.27
8/31/2018 Aug 18 Int	0.00	6,023.88	3,695,299.15
9/30/2018 Sep 18 Int	0.00	6,071.82	3,701,370.97
<b>Fourth Quarter 09/30/18</b>	<b>0.00</b>	<b>18,028.19</b>	
<b>TOTAL FOR YEAR 10/17-09/18</b>	<b>3,544,306.78</b>	<b>157,064.19</b>	<b>3,701,370.97</b>
<b>TOTAL INTEREST THIS YEAR</b>	<b>2017/2018</b>	<b>56,421.47</b>	

<b>TEX POOL BAIL BOND- 600002</b>	<b>Principal</b>	<b>Interest</b>	<b>Balance</b>
9/30/2017 Bal fwd	12,128.44	84.44	12,212.88
10/31/2017 Oct/17 int	0.00	10.71	12,223.59
11/30/2017 Nov/17 int	0.00	10.57	12,234.16
12/31/2017 Dec/17 Int	0.00	12.23	12,246.39
<b>First Quarter 12/31/17</b>	<b>0.00</b>	<b>33.51</b>	
	<b>12,128.44</b>	<b>117.95</b>	<b>12,246.39</b>
1/31/2018 Jan/18 int	0.00	13.49	12,259.88
2/28/2018 Feb/18 Int	0.00	12.62	12,272.50
3/31/2018 Mar/18 Int	0.00	15.79	12,288.29
<b>Second quarter 03/31/18</b>	<b>0.00</b>	<b>41.90</b>	
<b>Total Qtr 1 and Qtr 2</b>	<b>12,128.44</b>	<b>159.85</b>	<b>12,288.29</b>
4/30/2018 Apr/18 Int	0.00	16.86	12,305.15
5/31/2018 May 18 Int	0.00	17.94	12,323.09
6/30/2018 June 18 Int	0.00	18.37	12,341.46
<b>Third Quarter 06/30/18</b>	<b>0.00</b>	<b>53.17</b>	
<b>Total Qtr 1, 2 3</b>	<b>12,128.44</b>	<b>213.02</b>	<b>12,341.46</b>
7/31/2018 Jul 18 Int	0.00	19.85	12,361.31
8/31/2018 Aug 18 Int	0.00	20.19	12,381.50
9/30/2018 Sep 18 Int	0.00	20.31	12,401.81
<b>Fourth Quarter 09/30/18</b>	<b>0.00</b>	<b>60.35</b>	
<b>TOTAL FOR YEAR 10/17-09/18</b>	<b>12,128.44</b>	<b>273.37</b>	<b>12,401.81</b>
<b>TOTAL INTEREST THIS YEAR</b>	<b>2017/2018</b>	<b>188.93</b>	

**INVESTMENTS BY QUARTER 10/17-09/18**  
**Annual Report as of SEPTEMBER 30, 2018**

<b>LONE STAR INVEST - 170275</b>	<b>Principal</b>	<b>Interest</b>	<b>Balance</b>
9/30/2017 Bal fwd	270,441.06	132,294.11	402,735.17
10/31/2017 Oct/17 int	0.00	350.42	403,085.59
11/30/2017 Nov/17 int	0.00	346.15	403,431.74
12/31/2017 Dec/17 Int	0.00	400.23	403,831.97
<b>First Quarter 12/31/17</b>	<b>0.00</b>	<b>1,096.80</b>	
	<b>270,441.06</b>	<b>133,390.91</b>	<b>403,831.97</b>
1/31/2018 Jan/18 int	0.00	441.73	404,273.70
2/28/2018 Feb/18 Int	0.00	413.17	404,686.87
3/31/2018 Mar/18 Int	0.00	513.84	405,200.71
<b>Second quarter 03/31/18</b>	<b>0.00</b>	<b>1,368.74</b>	
<b>Total Qtr 1 and Qtr 2</b>	<b>270,441.06</b>	<b>134,759.65</b>	<b>405,200.71</b>
4/30/2018 Apr/18 Int	0.00	550.18	405,750.89
5/31/2018 May 18 Int	0.00	587.19	406,338.08
6/30/2018 June 18 Int	0.00	607.51	406,945.59
<b>Third Quarter 06/30/18</b>	<b>0.00</b>	<b>1,744.88</b>	
<b>Total Qtr 1, 2 3</b>	<b>270,441.06</b>	<b>136,504.53</b>	<b>406,945.59</b>
7/31/2018 Jul 18 Int	0.00	659.37	407,604.96
8/31/2018 Aug 18 Int	0.00	663.49	408,268.45
9/30/2018 Sep 18 Int	0.00	659.81	408,928.26
<b>Fourth Quarter 09/30/18</b>	<b>0.00</b>	<b>1,982.67</b>	
<b>TOTAL FOR YEAR 10/17-09/18</b>	<b>270,441.06</b>	<b>138,487.20</b>	<b>408,928.26</b>
<b>TOTAL INTEREST THIS YEAR</b>	<b>2017/2018</b>	<b>6,193.09</b>	

<b>Chase - Acct 1300</b>	<b>Principal</b>	<b>Interest</b>	<b>Balance</b>
9/30/2017 Bal fwd	11,102,265.25	210,020.30	11,312,285.55
10/31/2017 Oct/17 int	0.00	8,389.95	11,320,675.50
11/30/2017 Nov/17 int	0.00	8,396.17	11,329,071.67
12/31/2017 Dec/17 Int	0.00	8,402.39	11,337,474.06
<b>First Quarter 12/31/17</b>	<b>0.00</b>	<b>25,188.51</b>	
	<b>11,102,265.25</b>	<b>235,208.81</b>	<b>11,337,474.06</b>
1/31/2018 Jan/18 int	0.00	8,408.63	11,345,882.69
2/28/2018 Feb/18 Int	0.00	8,414.86	11,354,297.55
3/31/2018 Mar/18 Int	0.00	14,351.02	11,368,648.57
<b>Second quarter 03/31/18</b>	<b>0.00</b>	<b>31,174.51</b>	
<b>Total Qtr 1 and Qtr 2</b>	<b>11,102,265.25</b>	<b>266,383.32</b>	<b>11,368,648.57</b>
4/30/2018 Apr/18 Int	0.00	19,327.20	11,387,975.77
5/31/2018 May 18 Int	0.00	11,532.27	11,399,508.04
6/30/2018 June 18 Int	0.00	20,319.62	11,419,827.66
<b>Third Quarter 06/30/18</b>	<b>0.00</b>	<b>51,179.09</b>	
<b>Total Qtr 1, 2 3</b>	<b>11,102,265.25</b>	<b>317,562.41</b>	<b>11,419,827.66</b>
7/31/2018 Jul 18 Int	0.00	19,699.20	11,439,526.86
8/31/2018 Aug 18 Int	0.00	20,390.96	11,459,917.82
9/30/2018 Sep 18 Int	0.00	20,427.30	11,480,345.12
<b>Fourth Quarter 09/30/18</b>	<b>0.00</b>	<b>60,517.46</b>	
<b>TOTAL FOR YEAR 10/17-09/18</b>	<b>11,102,265.25</b>	<b>378,079.87</b>	<b>11,480,345.12</b>
<b>TOTAL INTEREST THIS YEAR</b>	<b>2017/2018</b>	<b>168,059.57</b>	

**CD PURCHASED 3/03/17**  
**# 16213**



**INVESTMENTS BY QUARTER 10/17-09/18**  
**Annual Report as of SEPTEMBER 30, 2018**

<b>BLACKROCK-16903-COMBO</b>	<b>Principal</b>	<b>Interest</b>	<b>Balance</b>
9/30/2017 Bal fwd	2,430,942.75	1,048,899.25	3,479,842.00
10/31/2017 Oct/17 int	0.00	2,774.10	3,482,616.10
11/30/2017 Nov/17 int	0.00	2,755.18	3,485,371.28
12/31/2017 Dec/17 Int	-54,000.00	3,154.49	3,434,525.77
<b>First Quarter 12/31/17</b>	<b>2,376,942.75</b>	<b>8,683.77</b>	
	<b>2,376,942.75</b>	<b>1,057,583.02</b>	<b>3,434,525.77</b>
1/31/2018 Jan/18 int	0.00	3,516.26	3,438,042.03
2/28/2018 Feb/18 Int	0.00	3,318.50	3,441,360.53
3/31/2018 Mar/18 Int	0.00	4,134.96	3,445,495.49
<b>Second quarter 03/31/18</b>	<b>0.00</b>	<b>10,969.72</b>	
<b>Total Qtr 1 and Qtr 2</b>	<b>2,376,942.75</b>	<b>1,068,552.74</b>	<b>3,445,495.49</b>
4/30/2018 Apr/18 Int	0.00	4,456.56	3,449,952.05
5/31/2018 May 18 Int	0.00	4,748.09	3,454,700.14
6/30/2018 June 18 Int	-670,000.00	4,701.52	2,789,401.66
<b>Third Quarter 06/30/18</b>	<b>-670,000.00</b>	<b>13,906.17</b>	
<b>Total Qtr 1, 2 3</b>	<b>1,706,942.75</b>	<b>1,082,458.91</b>	<b>2,789,401.66</b>
7/31/2018 Jul 18 Int	0.00	4,273.62	2,793,675.28
8/31/2018 Aug 18 Int	0.00	4,317.70	2,797,992.98
9/30/2018 Sep 18 Int	0.00	4,330.84	2,802,323.82
<b>Fourth Quarter 09/30/18</b>	<b>0.00</b>	<b>12,922.16</b>	
<b>TOTAL FOR YEAR 10/17-09/18</b>	<b>1,706,942.75</b>	<b>1,095,381.07</b>	<b>2,802,323.82</b>
<b>TOTAL INTEREST THIS YEAR</b>	<b>2017/2018</b>	<b>46,481.82</b>	

<b>FUNDS MGMT -1158-COMBO</b>	<b>Principal</b>	<b>Interest</b>	<b>Balance</b>
9/30/2017 Bal fwd	597,347.25	3,698.70	601,045.95
10/31/2017 Oct/17 int	0.00	482.70	601,528.65
11/30/2017 Nov/17 int	0.00	482.58	602,011.23
12/31/2017 Dec/17 Int	0.00	574.85	602,586.08
<b>First Quarter 12/31/17</b>	<b>0.00</b>	<b>1,540.13</b>	
	<b>597,347.25</b>	<b>5,238.83</b>	<b>602,586.08</b>
1/31/2018 Jan/18 int	0.00	630.46	603,216.54
2/28/2018 Feb/18 Int	0.00	590.96	603,807.50
3/31/2018 Mar/18 Int	0.00	737.80	604,545.30
<b>Second quarter 03/31/18</b>	<b>0.00</b>	<b>1,959.22</b>	
<b>Total Qtr 1 and Qtr 2</b>	<b>597,347.25</b>	<b>7,198.05</b>	<b>604,545.30</b>
4/30/2018 Apr/18 Int	0.00	800.80	605,346.10
5/31/2018 May 18 Int	0.00	850.71	606,196.81
6/30/2018 June 18 Int	0.00	869.16	607,065.97
<b>Third Quarter 06/30/18</b>	<b>0.00</b>	<b>2,520.67</b>	
<b>Total Qtr 1, 2 3</b>	<b>597,347.25</b>	<b>9,718.72</b>	<b>607,065.97</b>
7/31/2018 Jul 18 Int	0.00	933.33	607,999.30
8/31/2018 Aug 18 Int	0.00	946.79	608,946.09
9/30/2018 Sep 18 Int	0.00	942.32	609,888.41
<b>Fourth Quarter 09/30/18</b>	<b>0.00</b>	<b>2,822.44</b>	
<b>TOTAL FOR YEAR 10/17-09/18</b>	<b>597,347.25</b>	<b>12,541.16</b>	<b>609,888.41</b>
<b>TOTAL INTEREST THIS YEAR</b>	<b>2017/2018</b>	<b>8,842.46</b>	

**INVESTMENTS BY QUARTER 10/17-09/18**  
**Annual Report as of SEPTEMBER 30, 2018**

<b>AIM 62038-COMBO</b>	<b>Principal</b>	<b>Interest</b>	<b>Balance</b>
9/30/2017 Bal fwd	2,060,876.69	1,139,811.21	3,200,687.90
10/31/2017 Oct/17 int		2,535.03	3,203,222.93
11/30/2017 Nov/17 int		2,509.18	3,205,732.11
12/31/2017 Dec/17 Int		2,908.74	3,208,640.85
<b>First Quarter 12/31/17</b>	<b>0.00</b>	<b>7,952.95</b>	
	<b>2,060,876.69</b>	<b>1,147,764.16</b>	<b>3,208,640.85</b>
1/31/2018 Jan/18 int		3,276.43	3,211,917.28
2/28/2018 Feb/18 Int		3,070.20	3,214,987.48
3/31/2018 Mar/18 Int		3,794.45	3,218,781.93
<b>Second quarter 03/31/18</b>	<b>0.00</b>	<b>10,141.08</b>	
<b>Total Qtr 1 and Qtr 2</b>	<b>2,060,876.69</b>	<b>1,157,905.24</b>	<b>3,218,781.93</b>
4/30/2018 Apr/18 Int	0.00	4,167.20	3,222,949.13
5/31/2018 May 18 Int	0.00	4,447.65	3,227,396.78
6/30/2018 June 18 Int	0.00	4,554.29	3,231,951.07
<b>Third Quarter 06/30/18</b>	<b>0.00</b>	<b>13,169.14</b>	
<b>Total Qtr 1, 2 3</b>	<b>2,060,876.69</b>	<b>1,171,074.38</b>	<b>3,231,951.07</b>
7/31/2018 Jul 18 Int	0.00	4,920.47	3,236,871.54
8/31/2018 Aug 18 Int	0.00	4,973.23	3,241,844.77
9/30/2018 Sep 18 Int	0.00	4,995.00	3,246,839.77
<b>Fourth Quarter 09/30/18</b>	<b>0.00</b>	<b>14,888.70</b>	
<b>TOTAL FOR YEAR 10/17-09/18</b>	<b>2,060,876.69</b>	<b>1,185,963.08</b>	<b>3,246,839.77</b>
<b>TOTAL INTEREST THIS YEAR</b>	<b>2017/2018</b>	<b>46,151.87</b>	