

#3 10C3
OCT 26 2021

Consent-Treasurer

Commissioners Court-Regular Meeting

TO: Montgomery County Commissioners Court

FROM: Melanie Bush, Treasurer

DATE: 10/26/2021

SUBJECT: Consider and approve the Quarterly Investment Report for the Quarter ending September 30, 2021.

Attachments

Quarterly Investment Report for Q ending September 30, 2021



#13 10C3
OCT 26 2021

MELANIE K. BUSH

MONTGOMERY COUNTY TREASURER

501 North Thompson, Suite 201, Conroe, Texas 77301

P.O. Box 1307, Conroe, Texas 77305

Phone: (936) 539-7844

Fax: (936) 760-6960

**FY 2020-2021 QUARTERLY INVESTMENT REPORT
ENDING SEPTEMBER 2021**

Pursuant to Local Government Code 2256.023 I, Melanie K. Bush, Montgomery County Treasurer and Investment Officer do hereby submit The Quarterly Investment Report to the Montgomery County Commissioner's Court for approval and for recording in the minutes of the Court and with the Montgomery County Clerk. The Investment Statements are reconciled monthly.

All investments are in compliance with both the Public Funds Investment Act and the Montgomery County Investment Policy. As determined by the Investment Committee, the investment strategy is passive, which maintains a liquid cash flow and safety of the investment as priorities.

The following documents contain a summary statement of each pooled fund group that states the beginning book value and the ending book value along with the fully accrued interest. For the purposes of Local Investment Pools and Certificates of Deposit, the market value and the book value approximate to the same value. The Montgomery County Investment Officer has no control or authority in the decisions of said Investment Pools as to how the investments are diversified. All banks follow the directive that all certificates of deposit shall be at a federally insured depository institution and the full amount of the principal and accrued interest is insured by the United States.

Furthermore, The Investment Pools are in compliance with Government Code 2256.016 and specifically to the reporting requirements of sections(c) (1) and (2). The Certificates of Deposit are in compliance with Government Code 2256.010

I, Melanie K. Bush, County Treasurer of Montgomery County, Texas, who being fully sworn upon oath says that the within and foregoing report is true and correct to the best of her knowledge.

Filed and accompanying vouchers this, the 20th day of October 2021.

Melanie K. Bush, Montgomery County Treasurer

**THE STATE OF TEXAS
COUNTY OF MONTGOMERY
AFFIDAVIT**

The Commissioners' Court of Montgomery County, TX hereby certifies that they have reviewed the Quarterly Investment Report as presented, hereby approve the report and request that it be filed with the official minutes of this meeting. In addition, the below signatures affirm that the Investment Report complies with statutes as referenced. Local Government Code 2256.023 and the affidavit states the ending quarterly balance of investments that are in the custody of the County Treasurer equals \$115,433,713.74.

County Judge, Mark Keough


Commissioner Pct. 1 - Robert Walker

Commissioner Pct. 2 - Charlie Riley

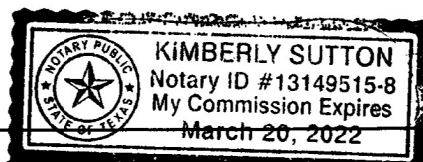
Commissioner Pct. 3 - James Noack

Commissioner Pct. 4 - James Metts

Subscribed and sworn to before me, the County Judge and the County Commissioners of Montgomery County, Texas, each respectively on this 20 day of October 20 21



(Affix Notary Seal)



NOTARY PUBLIC STATE OF Texas

My commission expires: 3/20/22

MONTGOMERY COUNTY QUARTERLY INVESTMENT REPORT
QUARTER ENDING SEPTEMBER 30, 2021



Montgomery County, TX
Melanie K. Bush
501 North Thompson Suite 201
Conroe, TX 77301
(936) 539-7844

QUARTERLY INVESTMENT REPORT FOR PERIOD ENDED SEPTEMBER 30, 2021.

SUBMITTED TO: COMMISSIONERS COURT, MONTGOMERY COUNTY
PREPARED BY: JAN AVERY, INVESTMENT MANAGER
PREPARED FOR: MELANIE K. BUSH, COUNTY TREASURER

This report is made in accordance with provisions of Govt. code 2256, The Public Funds Investment Act, amended effective September 1, 2011, which require quarterly reporting of investment transactions for county funds to the Commissioners Court. The investments held in Montgomery County's portfolio comply with the Public Funds Investment Act and with the County's Investment Policy and Strategies.

CASH AVAILABILITY:

Cash in our depository bank is kept at a minimum with excess funds being invested and matured to meet payroll and accounts payable requirements. A cash report is prepared Weekly and at the end of the month on the Woodforest Bank accounts. Average Daily Collected Balance in Woodforest National Bank, our depository bank, for the quarter July through September for the past two years.

	Avg. Daily Coll. Balance 2021	Avg. Daily Coll. Balance 2020
JULY	\$405,499,429.23	\$332,868,813.67
AUGUST	\$398,278,043.63	\$313,036,699.61
SEPTEMBER	\$367,504,861.09	\$304,454,948.42

We have depository contracts with Woodforest National Bank. The contracts are for 05/13/21 through 05/12/2023. Amegy Bank is the Depository for the Tax Assessor.

**MONTGOMERY COUNTY QUARTERLY INVESTMENT REPORT
 QUARTER ENDING SEPTEMBER 30, 2021**

INVESTMENTS:

	Amt of Dollars Invested 2021	Amt of Dollars Invested 2020
JULY	\$116,059,322.02	\$237,238,074.62
AUGUST	\$116,872,301.27	\$237,650,303.89
SEPTEMBER	\$115,433,713.74	\$195,491,607.36

The amount currently invested at 09/30/2021 is \$ 115,433,713.74 which includes interest posted for the month of September 2021 for MCTX and MCTRA accounts.

DIRECT INVESTMENTS MUNI BONDS:

	Book value	Maturity
Harris County Tax Bond	\$1,265,622.19	5/15/2022
Federal Farm Credit Bank	\$10,000,000.00	3/15/2024
County of Miami Dade FL Muni	\$4,996,643.73	4/1/2023
Fort Bend County Muni	\$256,407.18	3/1/2022
Total Direct Investments- September 30, 2021		\$16,518,673.10

MCTRA - TRUST ACCOUNTS WITH REGIONS BANK:

2018 DSR BOND PROCEEDS-	\$6,424,143.48	
2018 PROJ SUB ACCOUNT-	\$6,705,993.18	
2018 DSR BOND PROCEEDS-	\$0.00	
2018 OPS/MAIN-	\$516,851.75	
2018 RESERVE FUND-	\$1,000,115.41	
2018 Debt Service-	\$365,386.99	
MCTRA -RESERVE -	\$954,655.65	
MCTRA PROJ. ENH -	\$7,638,097.75	
2018 RENEW/REPLACE -	\$250,018.77	\$23,855,262.98

**MONTGOMERY COUNTY QUARTERLY INVESTMENT REPORT
 QUARTER ENDING SEPTEMBER 30, 2021**

CERTIFICATES OF DEPOSIT:

		Maturity
Spirit of Texas Bank - CD - 0.45%	\$10,026,126.79	8/27/2022
Veritex Bank - CD - 1.70	\$10,257,486.88	3/22/2022
Guaranty Comm. Bank - CD - 1.76%	\$4,824,617.10	2/4/2022
Spirit of Texas Bank C - CD - 0.45%	\$10,000,000.00	9/14/2021
Spirit of Texas Bank- CD 0.46%	\$10,003,908.49	8/14/2022
Spirit of Texas Bank - CD - 0.40%	\$15,034,884.02	2/9/2022
Total CD's		\$60,147,023.28

VARIOUS MUTUAL FUND AND POOL A \$0.00 **\$7,734,843.29**

MONEY MARKET BANK ACCOUNTS:

Guaranty Comm Bank - MM - 0.20	\$2,316,962.35	
Guaranty Comm Bank - MM - 0.20	\$4,860,948.74	\$7,177,911.09

Direct Inves. Mutual Funds, MCTRA, Bank MM and CD's **\$115,433,713.74**

SAS 99 requires the auditor to identify and assess risk that may result in a misstatement due to fraud. The Treasurer, as the Chief Investment Officer, acknowledges that risks may occur. Risks may be associated with the selection of broker/dealers, diversification of investments and investment limitation. Through adherence to the Investment Policy and the Internal Controls listed in the policy, these risks are reduced. The Treasurer is actively reducing investment risk in several ways. Applications for broker/dealers are reviewed and selected by the Treasurer and the Investment Committee.

To reduce risk of diversification of investments and investment limitations, reports of investments purchased, prepared for Commissioners Court and audited by the Auditor's office. Lastly, to protect against potential fraud and embezzlement, the investments are secured through third party custody and safekeeping procedures. These programs and controls should mitigate the risk that may result in a misstatement due to fraud.



MONTGOMERY COUNTY DETAILED INVESTMENT PORTFOLIO
FISCAL YEAR 2020-2021
QUARTERLY REPORT AS OF SEPTEMBER 30, 2021

Issuer	Purchase Date	Par Value	Market Value	Book Value	Stated Rate	Days Maturity	YTM/C	Maturity Date	
General Fund									
Compounding Cert of Deposits									
[REDACTED]	GUARANTY BANK	9/1/2020	4,554,671.35	4,554,671.35	4,554,671.35	1.760	126	1.760	2/4/2022
[REDACTED]	SPIRIT OF TEXAS BANI	2/9/2021	15,034,884.02	15,034,884.02	15,034,884.02	0.400	131	0.400	2/9/2022
[REDACTED]	SPIRIT OF TEXAS BANI	2/27/2021	10,026,126.79	10,026,126.79	10,026,126.79	0.450	330	0.450	8/27/2022
[REDACTED]	SPIRIT OF TEXAS BANI	8/14/2021	10,003,908.49	10,003,908.49	10,003,908.49	0.460	317	0.460	8/14/2022
[REDACTED]	SPIRIT OF TEXAS BANI	9/14/2021	10,000,000.00	10,000,000.00	10,000,000.00	0.450	348	0.450	9/14/2022
[REDACTED]	VERITEX COMMUNITY	9/1/2020	0.00	0.00	0.00	1.150		1.150	9/13/2021
[REDACTED]	VERITEX COMMUNITY	9/1/2020	10,257,486.88	10,257,486.88	10,257,486.88	1.710	172	1.710	3/22/2022
Federal Agency Coupon Securities									
[REDACTED]	Federal Farm Credit Ban	3/15/2021	10,000,000.00	10,000,000.00	10,000,000.00	0.370	165	0.370	3/15/2024
Money Market Accounts									
[REDACTED]	GUARANTY BANK	9/1/2020	2,316,962.35	2,316,962.35	2,316,962.35	0.350	1	0.350	
[REDACTED]	GUARANTY BANK	9/18/2020	38,597.92	38,597.92	38,597.92	0.350	1	0.350	
Municipal Bonds									
[REDACTED]	COUNTY OF MIAMI DA	9/30/2020	5,000,000.00	4,996,643.73	4,996,643.73	0.420		0.738	4/1/2023
[REDACTED]	FT BEND CNTY MUNI	6/5/2020	255,000.00	262,792.80	256,407.18	3.000	151	1.652	3/1/2022
[REDACTED]	HARRIS COUNTY TAX I	4/9/2020	1,265,000.00	1,293,690.20	1,265,622.19	2.102	226	2.021	5/15/2022
Mutual Funds									
[REDACTED]	AIM FUNDS	9/1/2020	0.00	0.00	0.00	0.090	1	0.090	
[REDACTED]	FUNDS MANAGEMENT	9/1/2020	0.00	0.00	0.00	0.040	1	0.040	
[REDACTED]	LOGIC INVESTMENTS	9/1/2020	0.00	0.00	0.00	0.257	1	0.257	
[REDACTED]	PROVIDENT	9/1/2020	0.00	0.00	0.00	0.050	1	0.050	

	TEXAS CLASS	9/1/2020	2,105.48	2,105.48	2,105.48	0.220	1	0.220
	TEXPOOL INVESTMEN	9/1/2020	11,141.35	11,141.35	11,141.35	0.150	1	0.150
	TEXPOOL INVESTMEN	9/1/2020	0.00	0.00	0.00	0.160	1	0.160
	TEXSTAR INVESTMEN	9/1/2020	0.00	0.00	0.00	0.116	1	0.116
			<u>\$78,765,884.63</u>	<u>\$78,799,011.36</u>	<u>\$78,764,557.73</u>			

Road & Bridge

Money Market Accounts

	GUARANTY BANK	9/18/2020	3,133,582.87	3,133,582.87	3,133,582.87	0.350	1	0.350
--	---------------	-----------	--------------	--------------	--------------	-------	---	-------

Mutual Funds

	AIM FUNDS	9/1/2020	0.00	0.00	0.00	0.090	1	0.090
	FUNDS MANAGEMENT	9/1/2020	0.00	0.00	0.00	0.040	1	0.040
	LOGIC INVESTMENTS	9/1/2020	0.00	0.00	0.00	0.257	1	0.257
	TEXSTAR INVESTMEN	9/1/2020	321,655.36	321,655.36	321,655.36	0.116	1	0.116
			<u>\$3,455,238.23</u>	<u>\$3,455,238.23</u>	<u>\$3,455,238.23</u>			

Law Library

Money Market Accounts

	GUARANTY BANK	9/18/2020	301,740.17	301,740.17	301,740.17	0.350	1	0.350
--	---------------	-----------	------------	------------	------------	-------	---	-------

Mutual Funds

	AIM FUNDS	9/1/2020	0.00	0.00	0.00	0.090	1	0.090
	PROVIDENT	9/1/2020	0.00	0.00	0.00	0.050	1	0.050
			<u>\$301,740.17</u>	<u>\$301,740.17</u>	<u>\$301,740.17</u>			

CO. CLK. REC. MGMT & PRESERV.

Mutual Funds

	TEXAS CLASS	9/1/2020	2,890,123.10	2,890,123.10	2,890,123.10	0.220	1	0.220
			<u>\$2,890,123.10</u>	<u>\$2,890,123.10</u>	<u>\$2,890,123.10</u>			

DIST. CLK REC. MGMT & PRESERV

Mutual Funds

██████████	TEXAS CLASS	9/1/2020	137,077.93	137,077.93	137,077.93	0.220	1	0.220
			<u>\$137,077.93</u>	<u>\$137,077.93</u>	<u>\$137,077.93</u>			

DC RECORDS PRESERV.

Mutual Funds

██████████	TEXAS CLASS	9/1/2020	83,327.25	83,327.25	83,327.25	0.272	1	0.272
			<u>\$83,327.25</u>	<u>\$83,327.25</u>	<u>\$83,327.25</u>			

CNTY & DIST COURT DIG. PRESERV

Mutual Funds

██████████	TEXAS CLASS	9/1/2020	170,784.02	170,784.02	170,784.02	0.220	1	0.220
			<u>\$170,784.02</u>	<u>\$170,784.02</u>	<u>\$170,784.02</u>			

Contracts Election Service

Mutual Funds

██████████	TEXPOOL INVESTMEN	9/1/2020	74,307.42	74,307.42	74,307.42	0.150	1	0.150
			<u>\$74,307.42</u>	<u>\$74,307.42</u>	<u>\$74,307.42</u>			

GRANT

Mutual Funds

██████████	TEXSTAR INVESTMEN	9/1/2020	692,279.86	692,279.86	692,279.86	0.116	1	0.116
			<u>\$692,279.86</u>	<u>\$692,279.86</u>	<u>\$692,279.86</u>			

Debt Service

Money Market Accounts

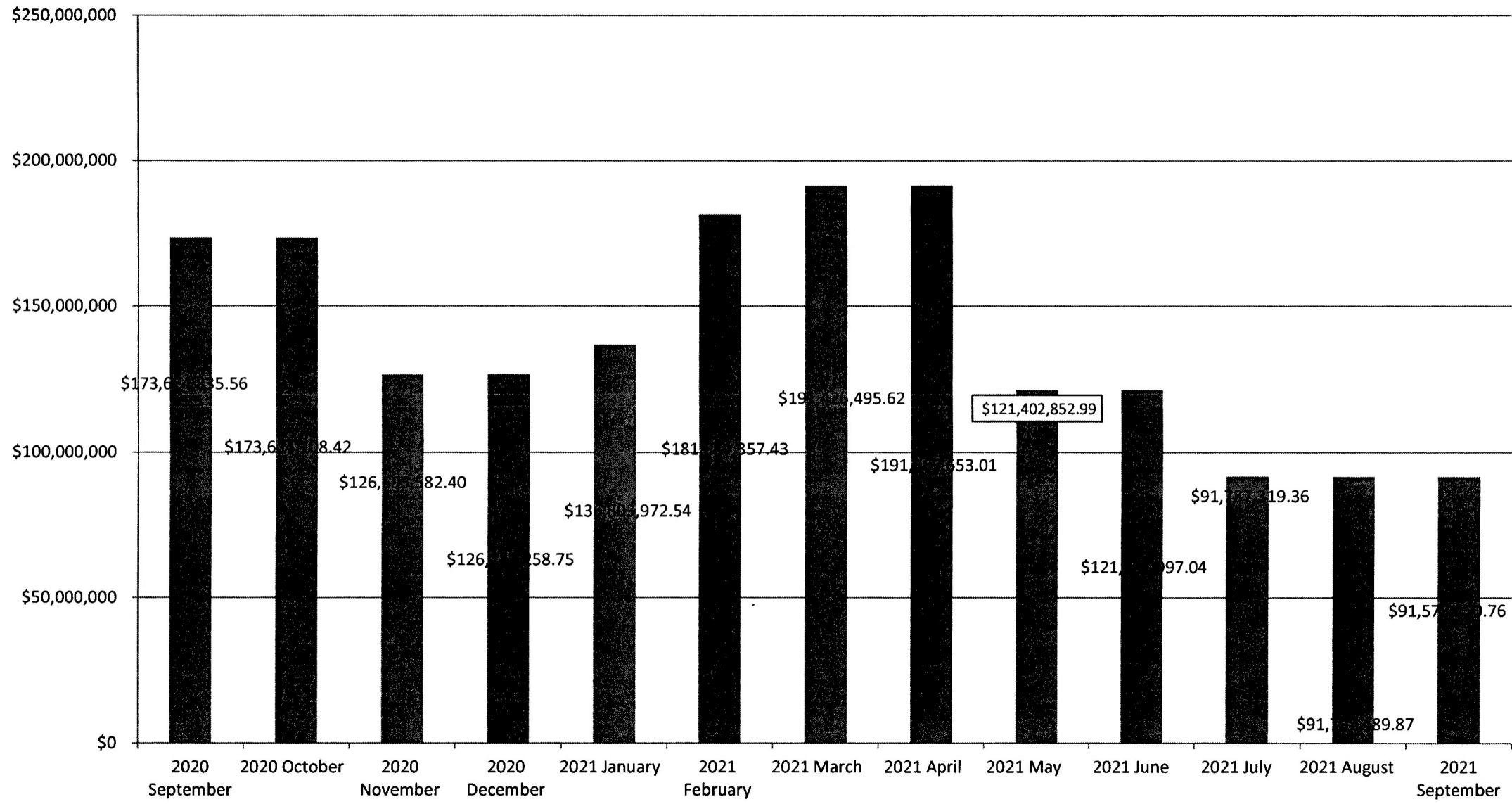
██████████	GUARANTY BANK	9/18/2020	652,765.72	652,765.72	652,765.72	0.350	1	0.350
------------	---------------	-----------	------------	------------	------------	-------	---	-------

Mutual Funds

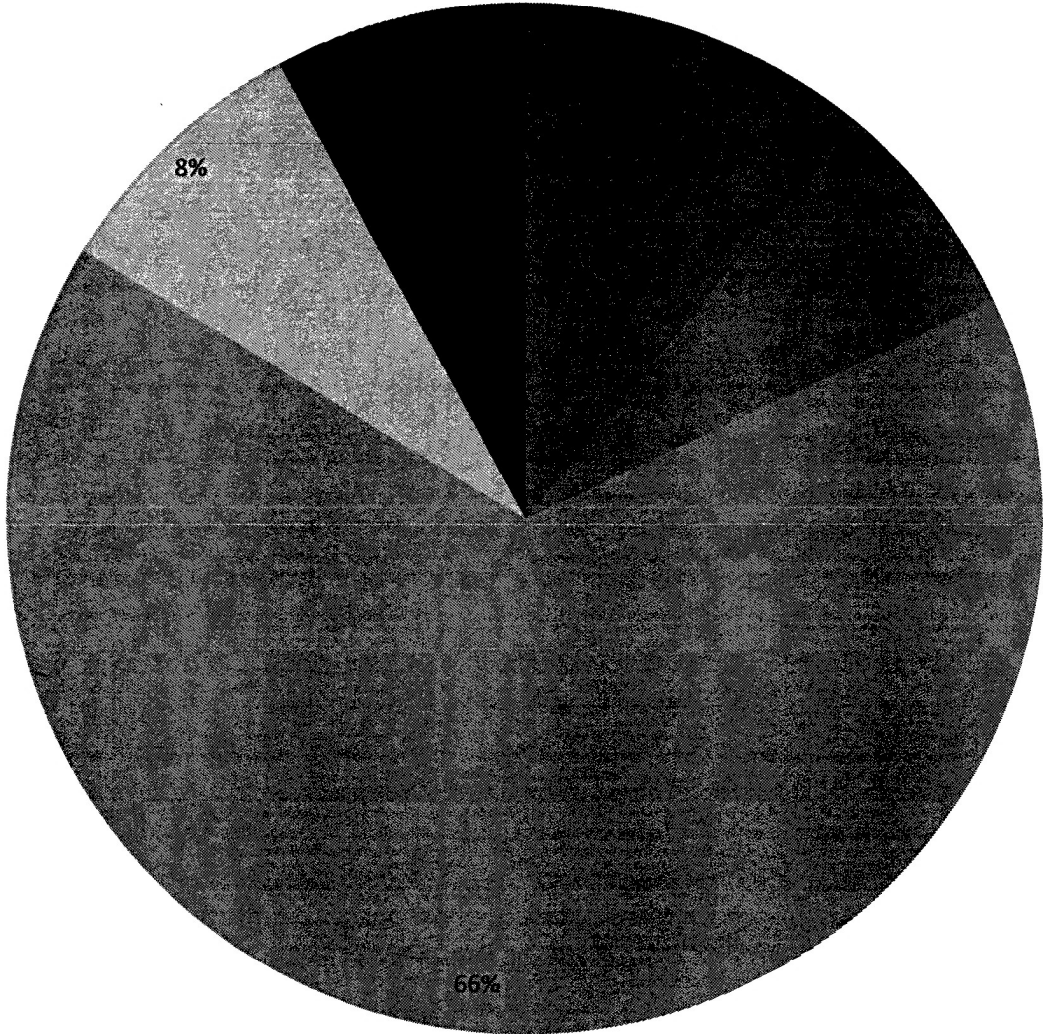
██████████	AIM FUNDS	9/1/2020	0.00	0.00	0.00	0.090	1	0.090
	FUNDS MANAGEMENT	9/1/2020	0.00	0.00	0.00	0.040	1	0.040
	PROVIDENT	9/1/2020	0.00	0.00	0.00	0.050	1	0.050
	TEXAS CLASS	9/1/2020	40,870.11	40,870.11	40,870.11	0.220	1	0.220

	TEXPOOL INVESTMEN	9/1/2020	582,555.89	582,555.89	582,555.89	0.150	1	0.150	
			<u>\$1,276,191.72</u>	<u>\$1,276,191.72</u>	<u>\$1,276,191.72</u>				
<u>CP REV. TOLL BONDS 2010</u>									
Compounding Cert of Deposits									
	GUARANTY BANK	9/1/2020	269,945.75	269,945.75	269,945.75	1.760	126	1.760	2/4/2022
Mutual Funds									
	TEXAS CLASS	9/1/2020	2,728,615.52	2,728,615.52	2,728,615.52	0.272	1	0.272	
			<u>\$2,998,561.27</u>	<u>\$2,998,561.27</u>	<u>\$2,998,561.27</u>				
<u>CP RB 2012</u>									
Money Market Accounts									
	GUARANTY BANK	9/18/2020	734,262.06	734,262.06	734,262.06	0.350	1	0.350	
Mutual Funds									
	PROVIDENT	9/1/2020	0.00	0.00	0.00	0.050	1	0.050	
			<u>\$734,262.06</u>	<u>\$734,262.06</u>	<u>\$734,262.06</u>				
<u>CP RB 2016</u>									
Mutual Funds									
	LOGIC INVESTMENTS	9/1/2020	0.00	0.00	0.00	0.257	1	0.257	
			<u>\$0.00</u>	<u>\$0.00</u>	<u>\$0.00</u>				
<u>CP RB 2016A</u>									
Mutual Funds									
	LOGIC INVESTMENTS	9/1/2020	0.00	0.00	0.00	0.257	1	0.257	
			<u>\$0.00</u>	<u>\$0.00</u>	<u>\$0.00</u>				
Total			91,579,777.66	91,612,904.39	91,578,450.76				

MONTGOMERY COUNTY INVESTMENTS BOOK VALUE HISTORY CHART FOR SEPTEMBER 20, 2020 THROUGH SEPTEMBER 30, 2021

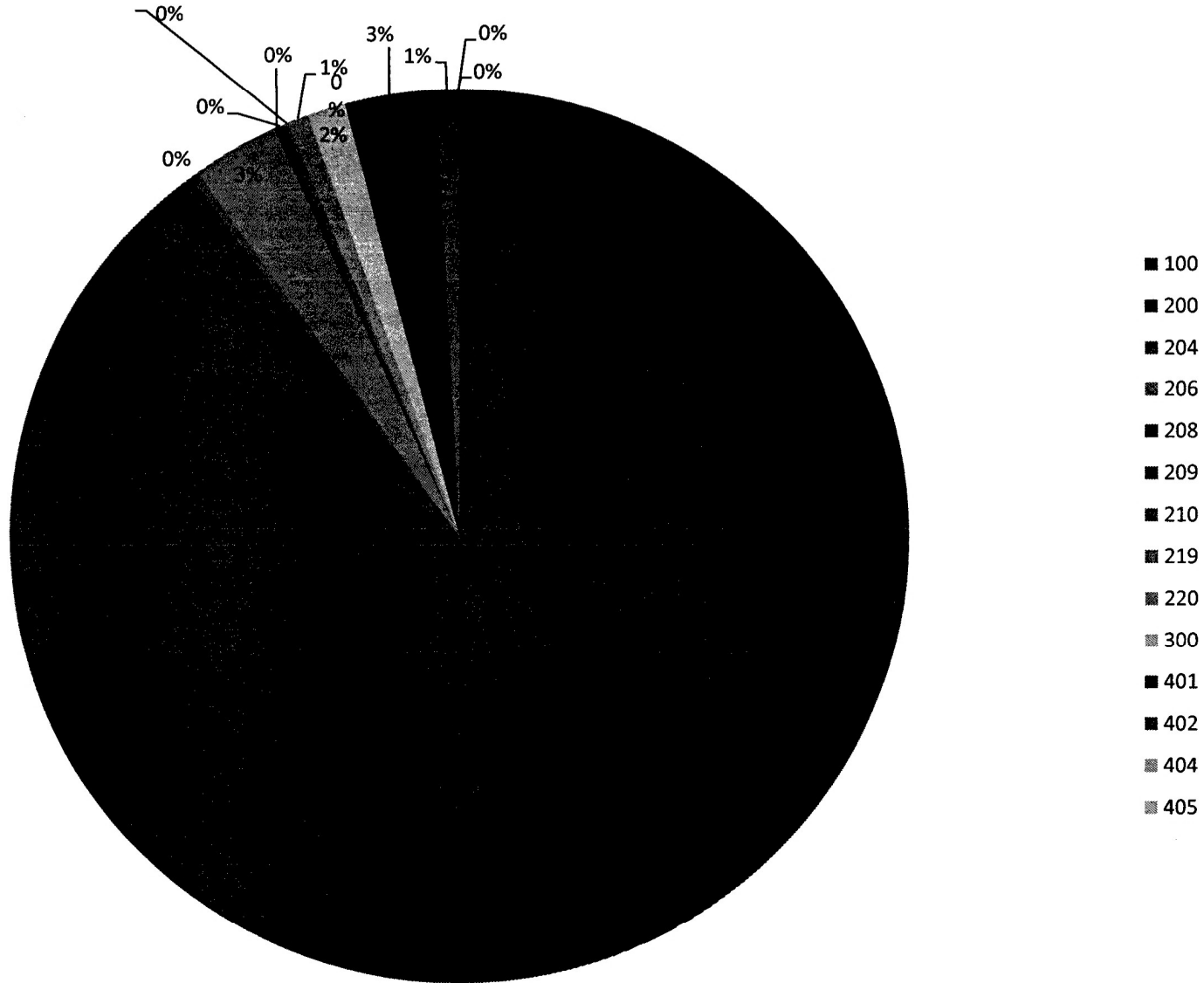


MONTGOMERY COUNTY INVESTMENTS BY TYPE AS OF SEPTEMBER 30, 2021



- Federal Agency Coupon Securities
- Municipal Bonds
- Compounding Cert of Deposits
- Mutual Funds
- Money Market Accounts

MONTGOMERY COUNTY CHART OF INVESTMENTS BY FUND 09/30/2021





**MONTGOMERY COUNTY TOLL ROAD AUTHORITY DETAILED INVESTMENT PORTFOLIO
FISCAL YEAR 2020-2021
QUARTERLY REPORT AS OF SEPTEMBER 30, 2021**

	Issuer	Purchase Date	Par Value	Market Value	Book Value	State d	Day s to	YTM/C	Maturity Date
2018 PROJECT									
Money Market Accounts									
	FIDELITY	9/1/2020	<u>6,705,993.18</u> \$6,705,993.18	<u>6,705,993.18</u> \$6,705,993.18	<u>6,705,993.18</u> \$6,705,993.18	0.000	1	0.000	
RENEW/REPL									
Money Market Accounts									
	FIDELITY	9/1/2020	<u>1,000,115.41</u> \$1,000,115.41	<u>1,000,115.41</u> \$1,000,115.41	<u>1,000,115.41</u> \$1,000,115.41	0.000	1	0.000	
2018 DEBT SERVICE									
Money Market Accounts									
	FIDELITY	9/1/2020	<u>365,386.99</u> \$365,386.99	<u>365,386.99</u> \$365,386.99	<u>365,386.99</u> \$365,386.99	0.000	1	0.000	
2018 DSR BOND									
Money Market Accounts									
	FIDELITY	9/1/2020	<u>6,424,143.48</u> \$6,424,143.48	<u>6,424,143.48</u> \$6,424,143.48	<u>6,424,143.48</u> \$6,424,143.48	0.000	1	0.000	
2018 CAP INT									
GIC/GAC									

██████████	CITIGROUP GLOBA	9/1/2020	0.00	0.00	0.00	0.000	1	0.000
Money Market Accounts								
██████████	FIDELITY	9/1/2020	0.00	0.00	0.00	0.000	1	0.000
			<u>\$0.00</u>	<u>\$0.00</u>	<u>\$0.00</u>			

RENEW/REPLACE ██████████

Money Market Accounts								
██████████	FIDELITY	9/1/2020	250,018.77	250,018.77	250,018.77	0.000	1	0.000
			<u>\$250,018.77</u>	<u>\$250,018.77</u>	<u>\$250,018.77</u>			

PROJECT ENHACE ██████████

Money Market Accounts								
██████████	FIDELITY	9/1/2020	7,638,097.75	7,638,097.75	7,638,097.75	0.000	1	0.000
			<u>\$7,638,097.75</u>	<u>\$7,638,097.75</u>	<u>\$7,638,097.75</u>			

REVENUE FUND ██████████

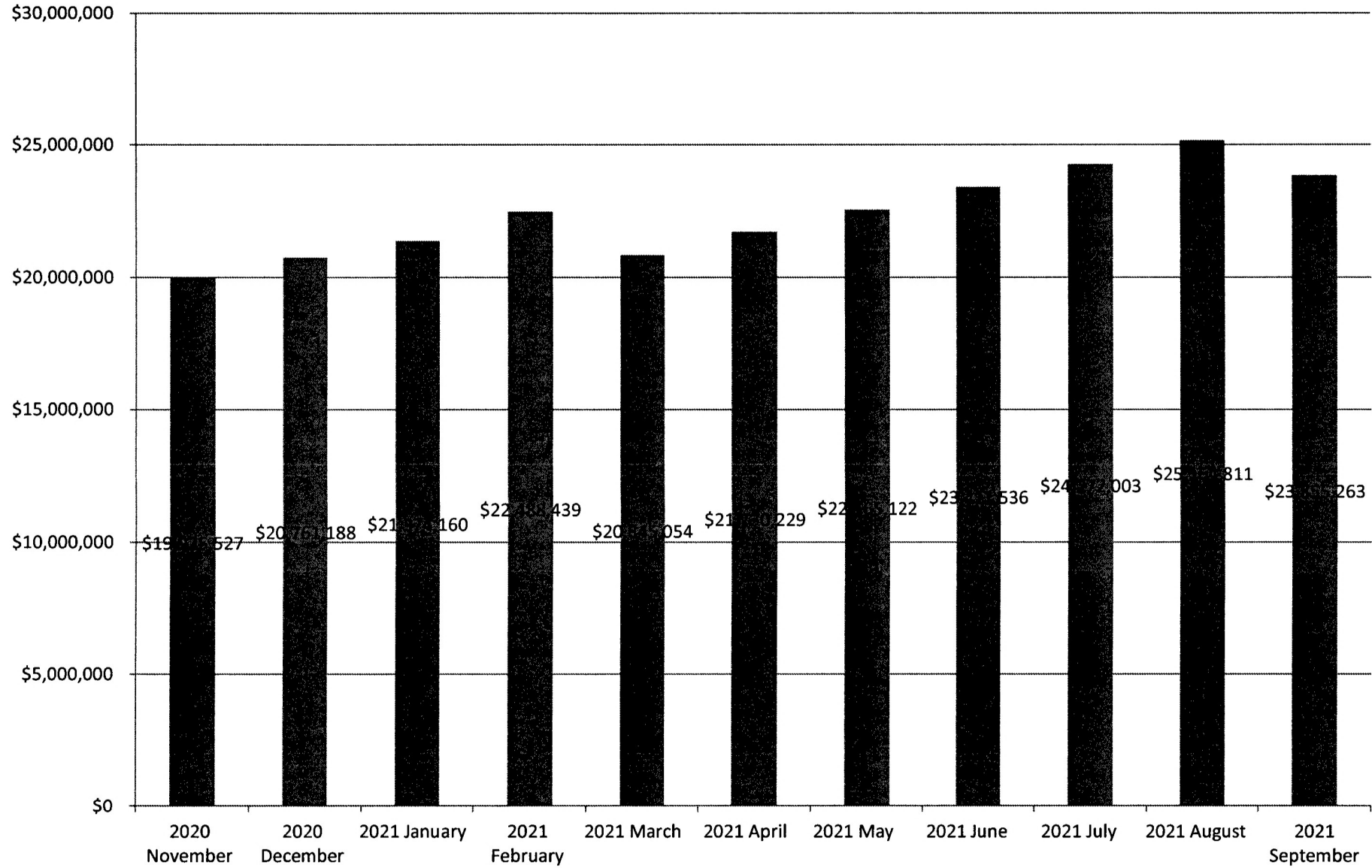
Money Market Accounts								
██████████	FIDELITY	9/1/2020	954,655.65	954,655.65	954,655.65	0.000	1	0.000
			<u>\$954,655.65</u>	<u>\$954,655.65</u>	<u>\$954,655.65</u>			

OPS & MAINT RESERVE ██████████

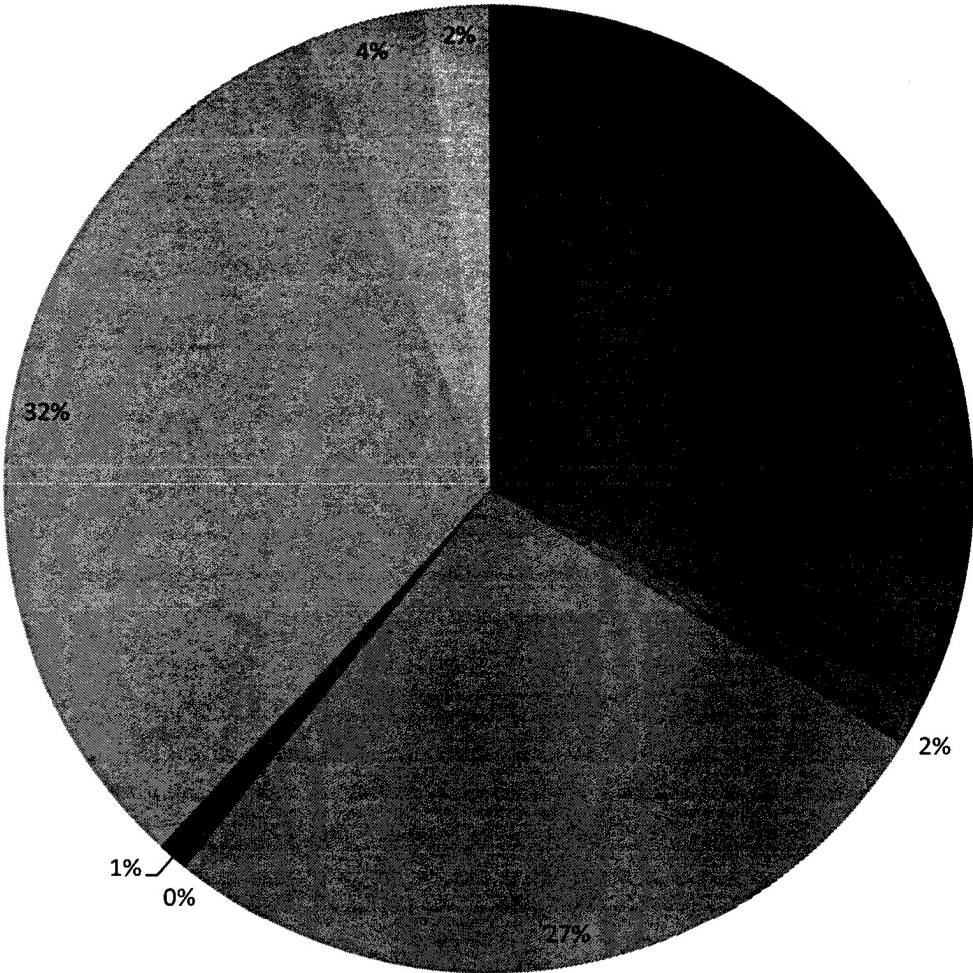
Money Market Accounts								
██████████	FIDELITY	9/1/2020	516,851.75	516,851.75	516,851.75	0.000	1	0.000
			<u>\$516,851.75</u>	<u>\$516,851.75</u>	<u>\$516,851.75</u>			

Total	23,855,262.98	23,855,262.98	23,855,262.98					
--------------	----------------------	----------------------	----------------------	--	--	--	--	--

MCTRA INVESTMENTS BOOK VALUE HISTORY – NOVEMBER 2020 THROUGH SEPTEMBER 2021



MCTRA PIE CHART INVESTMENTS BY FUND 09-30-2021



- 105400
- 105401
- 105402
- 105403
- 105404
- 105406
- 105409
- 105410
- 105411

INVESTMENTS SHOWN BY QUARTER 10/20-09/21

Annual Report as of SEPTEMBER 30, 2021

Opened 09/18/2020

Guaranty Bank - Prime MM Acct	Principal	Interest	Balance
9/30/2020 Bal Fwd	\$4,848,467.51		\$4,848,467.51
10/31/2020 Oct Int	0.00	1,401.40	4,849,868.91
11/30/2020 Nov Int	0.00	1,195.86	4,851,064.77
12/31/2020 Dec Int	0.00	1,089.83	4,852,154.60
First Quarter 12/31/20	0.00		
	4,848,467.51	3,687.09	4,852,154.60
1/31/2021 Jan Int	0.00	1030.25	4,853,184.85
2/28/2021 Feb Int	0.00	930.75	4,854,115.60
3/31/2021 Mar Int	0.00	1030.67	4,855,146.27
Second quarter 03/31/21	0.00	2,991.67	
Total Qtr 1 and Qtr 2	4,848,467.51	6,678.76	4,855,146.27
4/30/2021 Apr Int	0.00	997.63	4,856,143.90
5/31/2021 May Int	0.00	1031.1	4,857,175.00
6/30/2021 June Int	0.00	998.05	4,858,173.05
Third Quarter 06/30/21	0.00	3,026.78	
Total Qtr 1, 2 3	4,848,467.51	9,705.54	4,858,173.05
7/31/2021 Jul Int	0.00	1031.53	4,859,204.58
8/31/2021 Aug Int	0.00	945.22	4,860,149.80
9/30/2021 Sep Int	0.00	798.94	4,860,948.74
Fourth Quarter 9/30/2021	0.00	2,775.69	
TOTAL FOR YEAR 10/20-09/21	4,848,467.51	12,481.23	4,860,948.74
TOTAL INTEREST THIS YEAR			

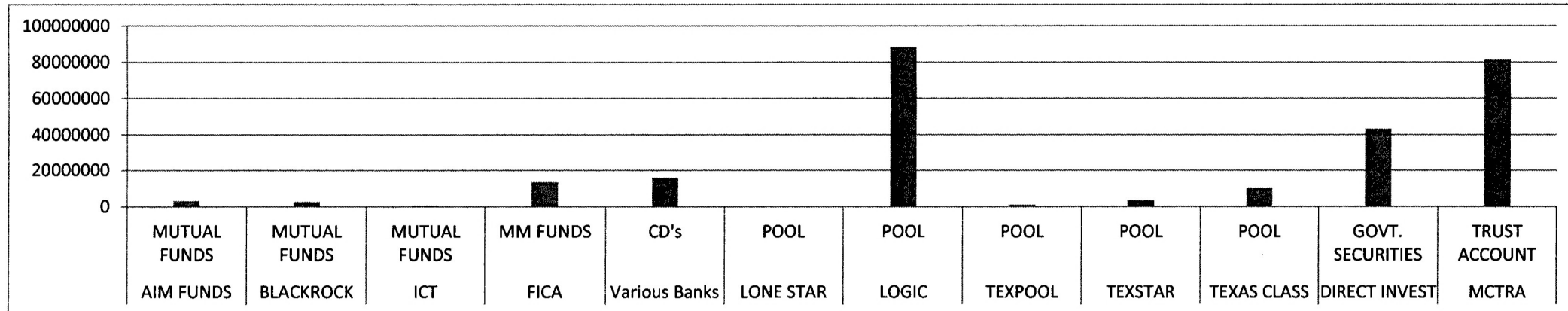
INVESTMENTS SHOWN BY QUARTER 10/20-09/21

Annual Report as of SEPTEMBER 30, 2021

DIRECT INVESTMENTS	Principal-Book Value	Interest	Balance	Maturity
HARRIS COUNTY MUNI	\$1,265,622.19	1.61	\$1,265,622.19	5/15/2022
Federal Farm Credit Bureau	\$10,000,000.00	0.37	\$10,000,000.00	3/15/2024
Fort Bend Cnty- Dist 17	\$256,407.18	1.65	\$256,407.18	3/1/2022
Cnty of Miami Dade FI-Muni	\$4,996,643.73	0.42	\$4,996,643.73	4/1/2023
			\$16,518,673.10	
Spirit of Texas Bank	\$10,003,908.49	0.46%	\$10,003,908.49	8/14/2022
VERITEX COMM. BANK- CD	\$10,257,486.88	1.70%	\$10,257,486.88	3/22/2022
GUARANTY BANK-CD	\$4,824,617.10	1.7500	\$4,824,617.10	2/4/2022
SPIRIT OF TEXAS BANK-CD 08/22	\$10,026,126.79	0.4500	\$10,026,126.79	8/27/2022
Spirit of Texas Bank--CD 09/14/22	10,000,000.00	0.4500	\$10,000,000.00	9/14/2022
SPIRIT OF TEXAS - 12 MO CD	15,034,884.02	0.4000	\$15,034,884.02	2/9/2022
		Total CD's	\$60,147,023.28	
MCTRA 2018 DSR- [REDACTED]	\$6,424,143.48			
MCTRA - 2018 SUB ACCT- [REDACTED]	\$6,705,993.18			
MCTRA - 2018 DSR- [REDACTED]	\$0.00			
MCTRA - 2018 RES- [REDACTED]	\$1,000,115.41			
MCTRA- -OPS/MAIN- [REDACTED]	\$516,851.75			
MCTRA-RENEW/REPL [REDACTED]	\$250,018.77			
MCTRA - 2018 DEBT Serv. [REDACTED]	\$365,386.99			
MCTRA-RESERVE - [REDACTED]	\$954,655.65			
MCTRA PROJ. ENHANC [REDACTED]	\$7,638,097.75			
		TOTAL MCTRA	\$23,855,262.98	

INVESTMENTS SHOWN BY QUARTER 10/20-09/21
Annual Report as of SEPTEMBER 30, 2021

		Int. Rate	TOTAL		TOTAL INTEREST	TOTAL INVESTMENTS
AIM FUNDS	MUTUAL FUNDS		0	\$0.00	0.00%	
BLACKROCK	MUTUAL FUNDS		0	\$0.00	0.00%	
ICT	MUTUAL FUNDS		0	\$0.00	0.00%	
FICA	MUTUAL FUNDS		0	\$0.00	0.00%	
Various Banks	MM FUNDS& CDS	1.6	\$60,147,023.28		52.11%	115,433,713.74
LOGIC	POOL	0.2565	\$0.00		0.00%	9/30/2021
TEXPOOL	POOL	0.15	\$668,004.66		0.58%	
TEXSTAR	POOL	0.1159	\$1,013,935.22		0.88%	
TEXAS CLASS	POOL	2,362	\$6,052,903.41		5.24%	
DIRECT INVEST	GOVT. SECURITIES		\$16,518,673.10		14.31%	
MCTRA	TRUST ACCOUNT		\$23,855,262.98		20.67%	
Guaranty Bank	Prime MM Account	0.35	\$2,316,962.35		2.01%	
GURANTY BANI	Prime MM Account	0.35	\$4,860,948.74		4.21%	
			\$115,433,713.74	100.00% Investments as of 09/30/2021		



INVESTMENTS BY FUND

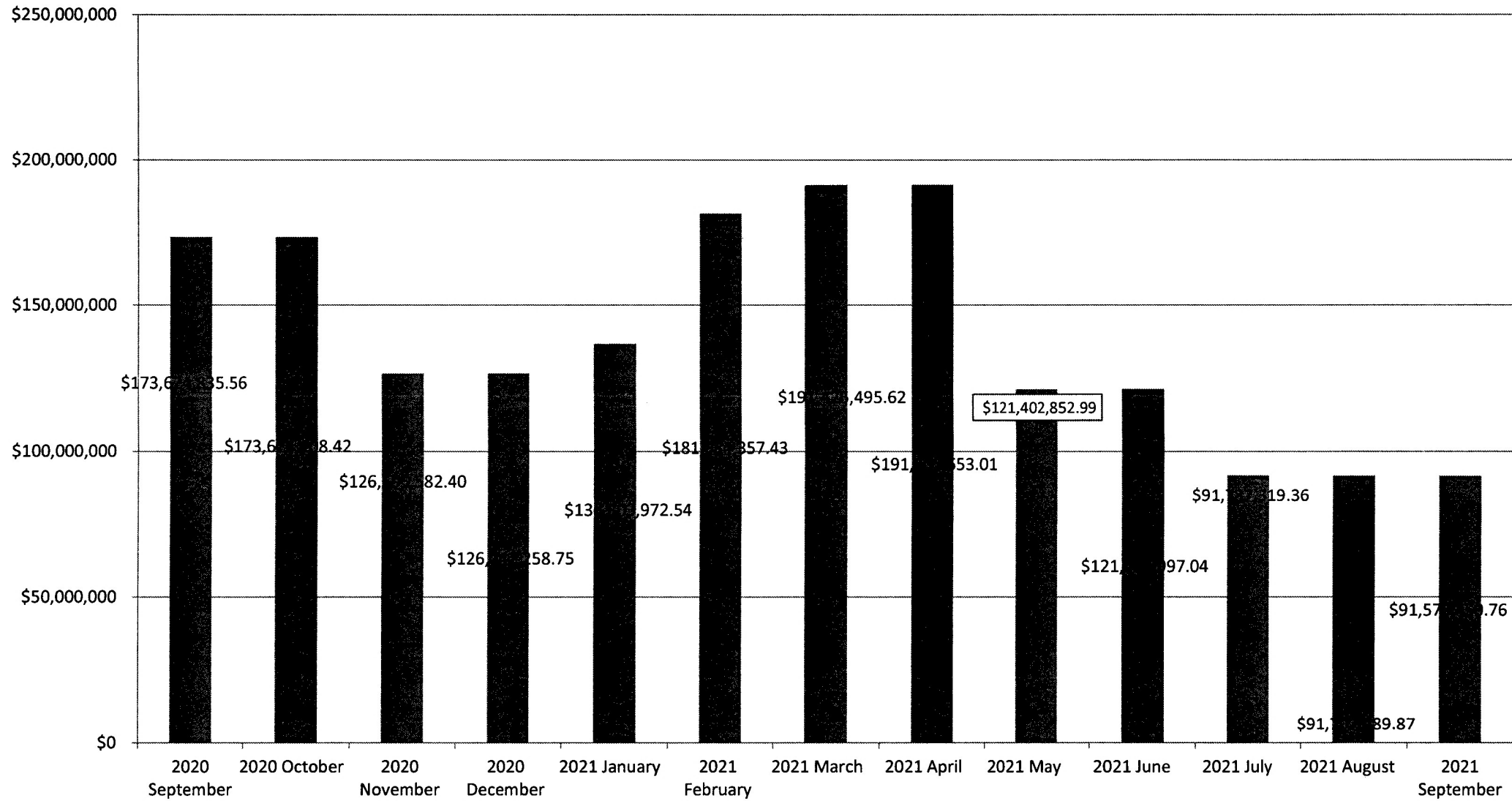
FUND	FUND NAME	DIRECT INVEST	CD'S	GUARANTY MM	CASH-ICT	LOGIC	REGIONS	TEXAS CLASS	TEXSTAR	TEXPOOL	TOTAL
	GENERAL FUND	\$16,518,673.10	\$59,877,077.53	\$38,597.92	\$0.00	\$0.00		\$2,105.48	\$0.00	\$11,141.35	\$76,447,595.38
	ROAD & BRIDGE			\$3,133,582.87	\$0.00	\$0.00			\$321,655.36		\$3,455,238.23
	LAWLIBRARY			\$301,740.17							\$301,740.17
	Rec. Mgmt/Pres							\$2,890,123.10			\$2,890,123.10
	AP Grant								\$692,279.86		\$692,279.86
	Rec Mgmt/DC							\$137,077.93			\$137,077.93
	Dig. Pres/CCDC							\$170,784.02			\$170,784.02
	DC/Rec/. Pres							\$83,327.25			\$83,327.25
	Elections									\$74,307.42	\$74,307.42
	DEBT SERVICE			\$652,765.72	\$0.00			\$40,870.11		\$582,555.89	\$1,276,191.72
	MC TOLL ROAD						\$17,065,732.51				\$17,065,732.51
	MC TOLL DEBT						\$6,789,530.47				\$6,789,530.47
	TREASURER										\$0.00
	GUARANTY MM										\$2,316,962.35
	CASH CD										\$0.00
	CP 2010		\$269,945.75					\$2,728,615.52			\$2,998,561.27
	CP CO 2012			\$734,262.06							\$734,262.06
	CP CO 2012A										\$0.00
	CP RB 2016					\$0.00					\$0.00
	CP RB 2016A					\$0.00					\$0.00
	CP RB 2018										\$0.00
	CP RM 2018A										\$0.00
		\$16,518,673.10	\$60,147,023.28	\$4,860,948.74	\$0.00	\$0.00	\$23,855,262.98	\$6,052,903.41	\$1,013,935.22	\$668,004.66	\$115,433,713.74

\$76,446,085.07 \$2,316,962.35 \$78,763,047.42

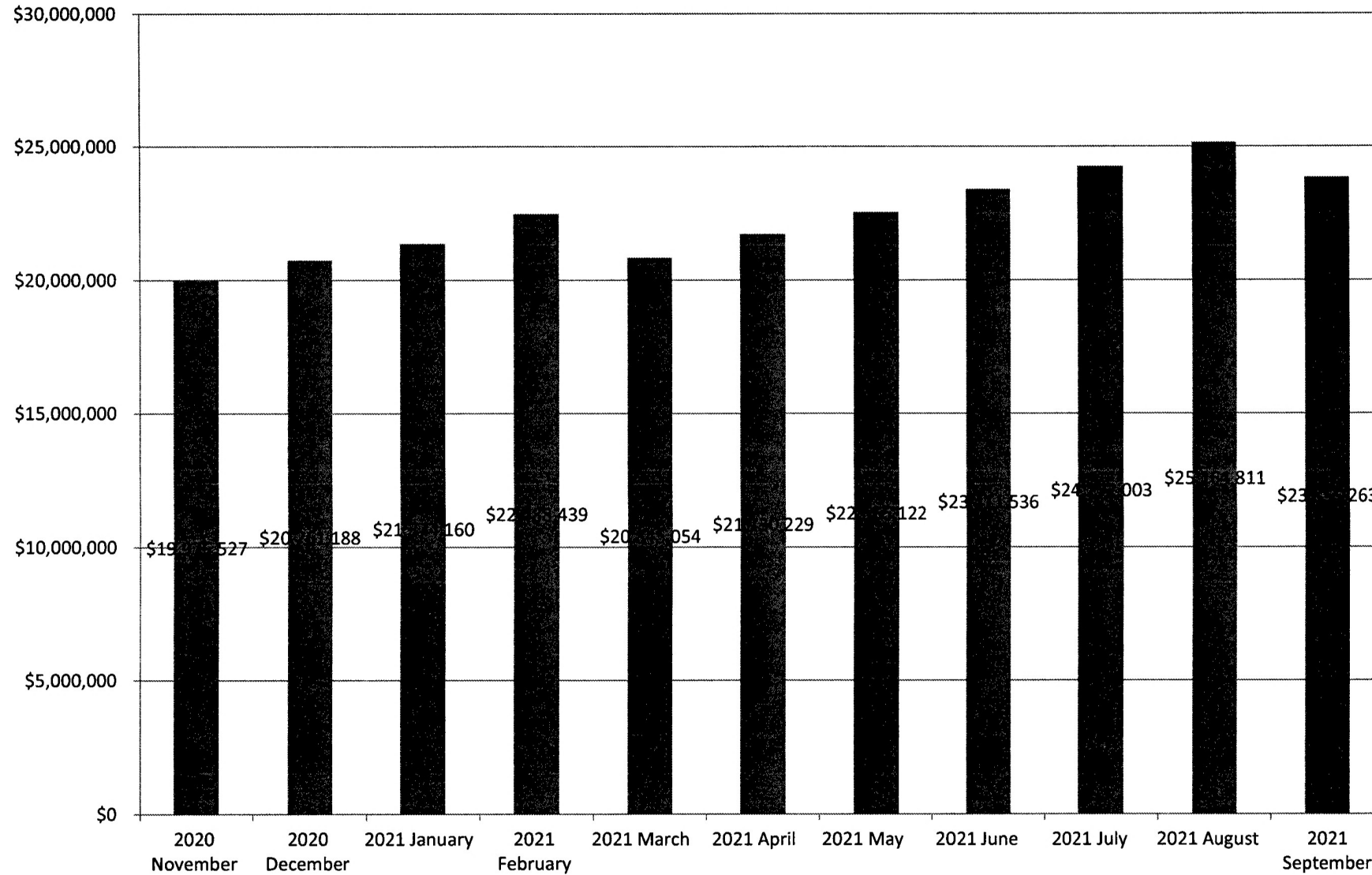
The 110 line total plus the Guranty MM Account Balance will agree with the General Fund portion of Investments on the Statement of Balance.

SIGNATURE: Melanie K Bush DATE: 10/20/2021
MELANIE K. BUSH
TITLE: COUNTY TREASURER

MONTGOMERY COUNTY INVESTMENTS BOOK VALUE HISTORY CHART FOR SEPTEMBER 20, 2020 THROUGH SEPTEMBER 30, 2021



MCTRA INVESTMENTS BOOK VALUE HISTORY – NOVEMBER 2020 THROUGH
 SEPTEMBER 2021





MONTGOMERY COUNTY INVESTMENTS
Portfolio Management
Portfolio Summary
September 30, 2021

Montgomery County, TX Melanie
 K. Bush
 501 North Thompson Suite 201
 Conroe, TX 77301
 (936)539-7844

Investments	Par Value	Market Value	Book Value	% of Portfolio	Term	Days to Maturity	YTWC 360 Equiv.	YTWC 365 Equiv.
Federal Agency Coupon Securities	10,000,000.00	10,000,000.00	10,000,000.00	10.92	1,096	165	0.365	0.370
Municipal Bonds	6,520,000.00	6,553,126.73	6,518,673.10	7.12	873	50	1.009	1.023
Compounding Cert of Deposits	60,147,023.28	60,147,023.28	60,147,023.28	65.68	442	238	0.749	0.759
Mutual Funds	7,734,843.29	7,734,843.29	7,734,843.29	8.45	1	1	0.216	0.219
Money Market Accounts	7,177,911.09	7,177,911.09	7,177,911.09	7.84	1	1	0.345	0.350
Investments	91,579,777.66	91,612,904.39	91,578,450.76	100.00%	472	178	0.649	0.658

Total Earnings	September 30	Month Ending	Fiscal Year To Date	Fiscal Year Ending
Current Year		45,659.81	1,226,393.19	1,226,393.19
Average Daily Balance		91,634,520.45		
Effective Rate of Return		0.61%		

Melanie K. Bush

 MELANIE K. BUSH, COUNTY TREASURER

10/20/2021

Reporting period 09/01/2021-09/30/2021

Run Date: 10/06/2021 - 11:44

Portfolio MCTX
 AC
 PM (PRF_PM1) 7.3.11
 Report Ver. 7.3.11

MONTGOMERY COUNTY INVESTMENTS
Portfolio Management
Portfolio Details - Investments
September 30, 2021

CUSIP	Investment #	Issuer	Average Balance	Purchase Date	Par Value	Market Value	Book Value	Stated Rate	YTM/C 360	YTM/C 365	Days to Maturity	Maturity Date
Federal Agency Coupon Securities												
	10062	Federal Farm Credit Bank		03/15/2021	10,000,000.00	10,000,000.00	10,000,000.00	0.370	0.365	0.370	165	03/15/2024
Subtotal and Average			10,000,000.00		10,000,000.00	10,000,000.00	10,000,000.00		0.365	0.370	165	
Municipal Bonds												
34679UMN9	10009	FT BEND CNTY MUNI		06/05/2020	255,000.00	262,792.80	256,407.18	3.000	1.629	1.652	151	03/01/2022
	10010	HARRIS COUNTY TAX BOND		04/09/2020	1,265,000.00	1,293,690.20	1,265,622.19	2.102	1.993	2.021	226	05/15/2022
	10056	COUNTY OF MIAMI DADE FL		09/30/2020	5,000,000.00	4,996,643.73	4,996,643.73	0.420	0.728	0.738	0	04/01/2023
Subtotal and Average			6,518,759.29		6,520,000.00	6,553,126.73	6,518,673.10		1.009	1.023	50	
Compounding Cert of Deposits												
	10044	GUARANTY BANK		09/01/2020	4,554,671.35	4,554,671.35	4,554,671.35	1.760	1.736	1.760	126	02/04/2022
	10045	GUARANTY BANK		09/01/2020	269,945.75	269,945.75	269,945.75	1.760	1.736	1.760	126	02/04/2022
	10057	SPIRIT OF TEXAS BANK		02/09/2021	15,034,884.02	15,034,884.02	15,034,884.02	0.400	0.395	0.400	131	02/09/2022
	10061	SPIRIT OF TEXAS BANK		02/27/2021	10,026,126.79	10,026,126.79	10,026,126.79	0.450	0.444	0.450	330	08/27/2022
	10063	SPIRIT OF TEXAS BANK		08/14/2021	10,003,908.49	10,003,908.49	10,003,908.49	0.460	0.454	0.460	317	08/14/2022
	10065	SPIRIT OF TEXAS BANK		09/14/2021	10,000,000.00	10,000,000.00	10,000,000.00	0.450	0.444	0.450	348	09/14/2022
	10041	VERITEX COMMUNITY BANK		09/01/2020	0.00	0.00	0.00	1.150	1.134	1.150	0	09/13/2021
	10046	VERITEX COMMUNITY BANK		09/01/2020	10,257,486.88	10,257,486.88	10,257,486.88	1.710	1.687	1.710	172	03/22/2022
Subtotal and Average			60,204,382.94		60,147,023.28	60,147,023.28	60,147,023.28		0.749	0.759	238	
Mutual Funds												
	10015	AIM FUNDS		09/01/2020	0.00	0.00	0.00	0.090	0.089	0.090	1	
	10016	AIM FUNDS		09/01/2020	0.00	0.00	0.00	0.090	0.089	0.090	1	
	10018	AIM FUNDS		09/01/2020	0.00	0.00	0.00	0.090	0.089	0.090	1	
	10047	AIM FUNDS		09/01/2020	0.00	0.00	0.00	0.090	0.089	0.090	1	
	10000	FUNDS MANAGEMENT		09/01/2020	0.00	0.00	0.00	0.040	0.039	0.040	1	
	10001	FUNDS MANAGEMENT		09/01/2020	0.00	0.00	0.00	0.040	0.039	0.040	1	
	10002	FUNDS MANAGEMENT		09/01/2020	0.00	0.00	0.00	0.040	0.039	0.040	1	
	10019	LOGIC INVESTMENTS		09/01/2020	0.00	0.00	0.00	0.257	0.253	0.257	1	
	10020	LOGIC INVESTMENTS		09/01/2020	0.00	0.00	0.00	0.257	0.253	0.257	1	
	10021	LOGIC INVESTMENTS		09/01/2020	0.00	0.00	0.00	0.257	0.253	0.257	1	
	10022	LOGIC INVESTMENTS		09/01/2020	0.00	0.00	0.00	0.257	0.253	0.257	1	
	10023	PROVIDENT		09/01/2020	0.00	0.00	0.00	0.050	0.049	0.050	1	
	10024	PROVIDENT		09/01/2020	0.00	0.00	0.00	0.050	0.049	0.050	1	
	10025	PROVIDENT		09/01/2020	0.00	0.00	0.00	0.050	0.049	0.050	1	
	10026	PROVIDENT		09/01/2020	0.00	0.00	0.00	0.050	0.049	0.050	1	
	10011	TEXPOOL INVESTMENTS		09/01/2020	11,141.35	11,141.35	11,141.35	0.150	0.148	0.150	1	
	10012	TEXPOOL INVESTMENTS		09/01/2020	582,555.89	582,555.89	582,555.89	0.150	0.148	0.150	1	

MONTGOMERY COUNTY INVESTMENTS
Portfolio Management
Portfolio Details - Investments
September 30, 2021

CUSIP	Investment #	Issuer	Average Balance	Purchase Date	Par Value	Market Value	Book Value	Stated Rate	YTM/C 360	YTM/C 365	Days to Maturity	Maturity Date
Mutual Funds												
████████	10013	TEXPOOL INVESTMENTS		09/01/2020	74,307.42	74,307.42	74,307.42	0.150	0.148	0.150	1	
████████	10014	TEXPOOL INVESTMENTS		09/01/2020	0.00	0.00	0.00	0.160	0.158	0.160	1	
████████	10028	TEXAS CLASS		09/01/2020	40,870.11	40,870.11	40,870.11	0.220	0.216	0.220	1	
████████	10029	TEXAS CLASS		09/01/2020	2,728,615.52	2,728,615.52	2,728,615.52	0.272	0.268	0.272	1	
████████	10030	TEXAS CLASS		09/01/2020	83,327.25	83,327.25	83,327.25	0.272	0.268	0.272	1	
████████	10031	TEXAS CLASS		09/01/2020	2,890,123.10	2,890,123.10	2,890,123.10	0.220	0.216	0.220	1	
████████	10032	TEXAS CLASS		09/01/2020	137,077.93	137,077.93	137,077.93	0.220	0.216	0.220	1	
████████	10033	TEXAS CLASS		09/01/2020	170,784.02	170,784.02	170,784.02	0.220	0.216	0.220	1	
████████	10049	TEXAS CLASS		09/01/2020	2,105.48	2,105.48	2,105.48	0.220	0.216	0.220	1	
████████	10034	TEXSTAR INVESTMENTS		09/01/2020	692,279.86	692,279.86	692,279.86	0.116	0.114	0.116	1	
████████	10035	TEXSTAR INVESTMENTS		09/01/2020	0.00	0.00	0.00	0.116	0.114	0.116	1	
████████	10036	TEXSTAR INVESTMENTS		09/01/2020	321,655.36	321,655.36	321,655.36	0.116	0.114	0.116	1	
		Subtotal and Average	7,734,607.56		7,734,843.29	7,734,843.29	7,734,843.29		0.216	0.219	1	
Money Market Accounts												
████████	10037	GUARANTY BANK		09/01/2020	2,316,962.35	2,316,962.35	2,316,962.35	0.350	0.345	0.350	1	
████████	10050	GUARANTY BANK		09/18/2020	38,597.92	38,597.92	38,597.92	0.350	0.345	0.350	1	
████████	10051	GUARANTY BANK		09/18/2020	652,765.72	652,765.72	652,765.72	0.350	0.345	0.350	1	
████████	10052	GUARANTY BANK		09/18/2020	301,740.17	301,740.17	301,740.17	0.350	0.345	0.350	1	
████████	10053	GUARANTY BANK		09/18/2020	3,133,582.87	3,133,582.87	3,133,582.87	0.350	0.345	0.350	1	
████████	10054	GUARANTY BANK		09/18/2020	734,262.06	734,262.06	734,262.06	0.350	0.345	0.350	1	
		Subtotal and Average	7,176,770.67		7,177,911.09	7,177,911.09	7,177,911.09		0.345	0.350	1	
		Total and Average	91,634,520.45		91,579,777.66	91,612,904.39	91,578,450.76		0.649	0.658	178	



**MONTGOMERY CO TOLL ROAD
Portfolio Management Portfolio
Summary
September 30, 2021**

Montgomery County, TX
Melanie K. Bush
501 North Thompson Suite 201
Conroe, TX 77301
(936)539-7844

Investments	Par Value	Market Value	Book Value	% of Portfolio	Term	Days to Maturity	YTM 360 Equiv.	YTM 365 Equiv.
Money Market Accounts	23,855,262.98	23,855,262.98	23,855,262.98	100.00	1	1	0.000	0.000
Investments	23,855,262.98	23,855,262.98	23,855,262.98	100.00%	1	1	0.000	0.000

Total Earnings	September 30	Month Ending	Fiscal Year To Date	Fiscal Year Ending
Current Year		207.30	36,325.11	36,325.11
Average Daily Balance		24,470,421.05		
Effective Rate of Return		0.01%		

Melanie K. Bush

 MELANIE K. BUSH, COUNTY TREASURER

10/20/2021

**MONTGOMERY CO TOLL ROAD
Portfolio Management
Portfolio Details - Investments
September 30, 2021**

CUSIP	Investment #	Issuer	Average Balance	Purchase Date	Par Value	Market Value	Book Value	Stated Rate	Fitch	YTM 365	Days to Maturity	Maturity Date
Money Market Accounts												
████████	10000	FIDELITY		09/01/2020	954,655.65	954,655.65	954,655.65			0.000	1	
████████	10001	FIDELITY		09/01/2020	365,386.99	365,386.99	365,386.99			0.000	1	
████████	10002	FIDELITY		09/01/2020	6,424,143.48	6,424,143.48	6,424,143.48			0.000	1	
████████	10003	FIDELITY		09/01/2020	516,851.75	516,851.75	516,851.75			0.000	1	
████████	10004	FIDELITY		09/01/2020	250,018.77	250,018.77	250,018.77			0.000	1	
████████	10005	FIDELITY		09/01/2020	1,000,115.41	1,000,115.41	1,000,115.41			0.000	1	
████████	10006	FIDELITY		09/01/2020	7,638,097.75	7,638,097.75	7,638,097.75			0.000	1	
████████	10007	FIDELITY		09/01/2020	6,705,993.18	6,705,993.18	6,705,993.18			0.000	1	
████████	10008			09/01/2020	0.00	0.00	0.00			0.000	1	
		Subtotal and Average	24,470,421.05		23,855,262.98	23,855,262.98	23,855,262.98			0.000	1	
GIC/GAC												
████████	10010	CITIGROUP GLOBAL MARKETS INC		09/01/2020	0.00	0.00	0.00			0.000	1	
		Subtotal and Average	0.00		0.00	0.00	0.00			0.000	0	
		Total and Average	24,470,421.05		23,855,262.98	23,855,262.98	23,855,262.98			0.000	1	