



**MELANIE K. BUSH**  
**MONTGOMERY COUNTY TREASURER**

501 North Thompson, Suite 201, Conroe, Texas 77301  
P.O. Box 1307, Conroe, Texas 77305  
Phone: (936) 539-7844  
Fax: (936) 760-6960

**FY 2020-2021 QUARTERLY INVESTMENT REPORT**  
**ENDING MARCH 2021**

Pursuant to Government Code 2256.023 I, Melanie K. Bush, Montgomery County Treasurer and Investment Officer do hereby submit The Quarterly Investment Report to the Montgomery County Commissioner's Court for approval and for recording in the minutes of the Court and with the Montgomery County Clerk. The Investment Statements are reconciled monthly.


All investments are in compliance with both the Public Funds Investment Act and the Montgomery County Investment Policy. As determined by the Investment Committee, the investment strategy is passive, which maintains a liquid cash flow and safety of the investment as priorities.

The following documents contain a summary statement of each pooled fund group that states the beginning book value and the ending book value along with the fully accrued interest. For the purposes of Local Investment Pools and Certificates of Deposit, the market value and the book value approximate to the same value. The Montgomery County Investment Officer has no control or authority in the decisions of said Investment Pools as to how the investments are diversified. All banks follow the directive that all certificates of deposit shall be at a federally insured depository institution and the full amount of the principal and accrued interest is insured by the United States.

Furthermore, The Investment Pools are in compliance with Government Code 2256.016 and specifically to the reporting requirements of sections(c) (1) and (2). The Certificates of Deposit are in compliance with Government Code 2256.010


I, Melanie K. Bush, County Treasurer of Montgomery County, Texas, who being fully sworn upon oath says that the within and foregoing report is true and correct to the best of her knowledge.


Filed and accompanying vouchers this, the 16 day of April, 2021.

  
\_\_\_\_\_  
Melanie K. Bush, Montgomery County Treasurer


**THE STATE OF TEXAS**  
**COUNTY OF MONTGOMERY**  
**AFFIDAVIT**


The Commissioners' Court of Montgomery County, TX hereby certifies that they have reviewed the Quarterly Investment Report as presented, hereby approve the report and request that it be filed with the official minutes of this meeting. In addition, the below signatures affirm that the Investment Report complies with statutes as referenced. Local Government Code 2256.023 and the affidavit states the ending quarterly balance of investments that are in the custody of the County Treasurer equals 147,503,446.63.

  
\_\_\_\_\_  
Commissioner Pct. 1 – Robert Walker


  
\_\_\_\_\_  
County Judge, Mark Keough

  
\_\_\_\_\_  
Commissioner Pct. 2 – Charlie Riley


  
\_\_\_\_\_  
Commissioner Pct. 3 – James Noack

  
\_\_\_\_\_  
Commissioner Pct. 4 – James Metts

Subscribed and sworn to before me, the County Judge and the County Commissioners of Montgomery County, Texas, each respectively on this 27 day of April 2021.



(Affix Notary Seal)

  
\_\_\_\_\_  
NOTARY PUBLIC STATE OF Texas  
My commission expires: 3/20/22



**MONTGOMERY COUNTY QUARTERLY INVESTMENT REPORT  
FOR PERIOD ENDED MARCH 31, 2021**

Montgomery County, TX  
Melanie K. Bush  
501 North Thompson Suite 201  
Conroe, TX 77301  
(936) 539-7844

Submitted to: Commissioners Court, Montgomery County  
Prepared By: Jan Avery, Investment Manager  
Prepared For: Melanie K. Bush, County Treasurer

This report is made in accordance with provisions of Govt. code 2256, The Public Funds Investment Act, amended effective September 1, 2011, which require quarterly reporting of investment transactions for county funds to the Commissioners Court. The investments held in Montgomery County's portfolio comply with the Public Funds Investment Act and with the County's Investment Policy and Strategies.

**CASH AVAILABILITY**

Cash in our depository bank is kept at a minimum with excess funds being invested and matured to meet payroll and accounts payable requirements. A cash report is prepared Weekly and at the end of the month on the Woodforest Bank accounts. Average Daily Collected Balance in Woodforest National Bank, our depository bank, for the quarter October through December for the past two years.

	<b>Avg. Daily Coll. Balance 2021</b>	<b>Avg. Daily Coll. Balance 2020</b>
JANUARY	\$388,579,999.97	\$313,923,987.58
FEBRUARY	\$407,249,578.62	\$372,490,008.54
MARCH	\$360,059,943.74	\$327,260,195.66

We have depository contracts with Woodforest National Bank and JP Morgan Chase Bank. The contracts are for 05/13/17 through 05/12/2021. Amegy Bank is the Depository for the Tax Assessor.

**INVESTMENTS**

	<b>Amt of Dollars Invested 2021</b>	<b>Amt of Dollars Invested 2020</b>
JANUARY	\$158,178,132.58	\$242,407,779.36
FEBRUARY	\$204,172,796.62	\$228,973,678.37
MARCH	\$212,271,058.74	\$234,153,029.44

The amount currently invested at 03/31/2021 is \$ 212,271,058.74 which includes interest posted for the month of March 2021 for MCTX and MCTRA accounts.

**DIRECT INVESTMENTS MUNI BONDS**

	<b>Book value</b>	<b>Maturity</b>
State University of NY	\$1,770,648.72	7/1/2021
Harris County Tax Bond	\$1,266,122.17	5/15/2022
Federal Farm Credit Bank	\$10,000,000.00	3/15/2024
County of Miami Dade FL Muni	\$4,995,524.97	4/1/2023
Fort Bend County Muni	\$256,407.18	3/1/2022
<b>Total Direct Investments- March 31, 2021</b>		<b>\$18,288,703.04</b>

**MCTRA - TRUST ACCOUNTS WITH REGIONS BANK**

2018 DSR BOND PROCEEDS-██████	\$6,423,819.61	
2018 PROJ SUB ACCOUNT-██████	\$6,825,320.08	
2018 DSR BOND PROCEEDS-██████	\$0.00	
2018 OPS/MAIN-██████	\$516,825.69	
2018 RESERVE FUND-██████	\$1,000,065.01	
2018 Debt Service-██████	\$372,225.37	
MCTRA -RESERVE - ██████	\$615,322.96	
MCTRA PROJ. ENH - ██████	\$4,883,135.38	
2018 RENEW/REPLACE ██████	\$208,340.29	<b>\$20,845,054.39</b>

**CERTIFICATES OF DEPOSIT**

		<b>Maturity</b>
Spirit of Texas Bank - CD - 0.45%	\$10,003,412.65	8/27/2022
Veritex Bank - CD - 1.70	\$10,171,558.54	3/22/2022
Guaranty Comm. Bank - CD - 1.76%	\$4,783,019.64	2/4/2022
Veritex Bank - CD - 1.15%	\$10,115,496.87	9/13/2021
Spirit of Texas Bank- CD 0.95%	\$15,119,108.36	5/14/2021
Spirit of Texas Bank- CD 0.95%	\$10,079,405.58	8/14/2021
Spirit of Texas Bank - CD - 0.40%	\$15,004,602.74	2/9/2022
Total CD's		<b>\$75,276,604.38</b>

**VARIOUS MUTUAL FUND ACCOUNT** \$90,691,845.32 **\$90,691,845.32**

**MONEY MARKET BANK ACCOUNTS**

Guaranty Comm Bank - MM - 0.30	\$2,314,196.61	
Guaranty Comm Bank - MM - 0.30	\$4,855,146.27	<b>\$7,169,342.88</b>

**Direct Inves. Mutual Funds, MCTRA, Bank MM and CD's** **\$212,271,550.01**

SAS 99 requires the auditor to identify and assess risk that may result in a misstatement due to fraud. The Treasurer, as the Chief Investment Officer, acknowledges that risks may occur. Risks may be associated with the selection of broker/dealers, diversification of investments and investment limitation. Through adherence to the Investment Policy and the Internal Controls listed in the policy, these risks are reduced. The Treasurer is actively reducing investment risk in several ways. Applications for broker/dealers are reviewed and selected by the Treasurer and the Investment Committee.

To reduce risk of diversification of investments and investment limitations, reports of investments purchased, prepared for Commissioners Court and audited by the Auditor's office. Lastly, to protect against potential fraud and embezzlement, the investments are secured through third party custody and safekeeping procedures. These programs and controls should mitigate the risk that may result in a misstatement due to fraud.





**MONTGOMERY COUNTY DETAILED INVESTMENT PORTFOLIO**  
 Fiscal Year 2020- 2021  
 QUARTERLY REPORT AS OF MARCH 31, 2021

Montgomery County, TX  
 Melanie K. Bush  
 501 N. Thompson Suite 201  
 Conroe, TX 77301  
 936-539-7844

CUSIP / Investment #	Issuer	Purchase Date	Par Value	Market Value	Book Value	Stated Rate	Days to Maturity	YTM/C	Maturity Date
<b>GENERAL FUND</b>									
<b>Compounding Cert of Deposits</b>									
	GUARANTY BANK	9/1/2020	4,515,401.34	4,515,401.34	4,515,401.34	1.760	309	1.760	2/4/2022
	SPIRIT OF TEXAS BANK	9/1/2020	10,079,405.58	10,079,405.58	10,079,405.58	0.950	135	0.950	8/14/2021
	SPIRIT OF TEXAS BANK	9/1/2020	15,119,108.36	15,119,108.36	15,119,108.36	0.950	43	0.950	5/14/2021
	SPIRIT OF TEXAS BANK	2/9/2021	15,004,602.74	15,004,602.74	15,004,602.74	0.400	314	0.400	2/9/2022
	SPIRIT OF TEXAS BANK	2/27/2021	10,003,412.65	10,003,412.65	10,003,412.65	0.450	513	0.450	8/27/2022
	VERITEX COMMUNITY BANK	9/1/2020	10,115,496.87	10,115,496.87	10,115,496.87	1.150	165	1.150	9/13/2021
	VERITEX COMMUNITY BANK	9/1/2020	10,171,558.54	10,171,558.54	10,171,558.54	1.710	355	1.710	3/22/2022
<b>Federal Agency Coupon Securities</b>									
	Federal Farm Credit Bank	3/15/2021	10,000,000.00	10,000,000.00	10,000,000.00	0.370	348	0.370	3/15/2024
<b>Money Market Accounts</b>									
	GUARANTY BANK	9/1/2020	2,314,196.61	2,314,196.61	2,314,196.61	0.350	1	0.350	
	GUARANTY BANK	9/18/2020	38,551.85	38,551.85	38,551.85	0.350	1	0.350	
<b>Municipal Bonds</b>									
	COUNTY OF MIAMI DADE FL	9/30/2020	5,000,000.00	4,995,524.97	4,995,524.97	0.420	183	0.738	4/1/2023
	FT BEND CNTY MUNI	6/5/2020	255,000.00	262,792.80	256,407.18	3.000	334	1.652	3/1/2022
	HARRIS COUNTY TAX BOND	4/9/2020	1,265,000.00	1,293,690.20	1,266,122.17	2.102	409	2.021	5/15/2022
	STATE UNIVERSITY OF NY	5/6/2020	1,770,000.00	1,790,107.20	1,770,648.72	1.850	91	1.700	7/1/2021
<b>Mutual Funds</b>									
	AIM FUNDS	9/1/2020	0.00	0.00	0.00	0.090	1	0.090	
	FUNDS MANAGEMENT	9/1/2020	0.00	0.00	0.00	0.040	1	0.040	
	LOGIC INVESTMENTS	9/1/2020	5,000,752.34	5,000,752.34	5,000,752.34	0.257	1	0.257	
	PROVIDENT	9/1/2020	0.00	0.00	0.00	0.050	1	0.050	
	TEXAS CLASS	9/1/2020	50,008,764.29	50,008,764.29	50,008,764.29	0.220	1	0.220	
	TEXPOOL INVESTMENTS	9/1/2020	11,140.28	11,140.28	11,140.28	0.150	1	0.150	
	TEXPOOL INVESTMENTS	9/1/2020	0.00	0.00	0.00	0.160	1	0.160	
	TEXSTAR INVESTMENTS	9/1/2020	0.00	0.00	0.00	0.116	1	0.116	
			<u>\$150,672,391.45</u>	<u>\$150,724,506.62</u>	<u>\$150,671,094.49</u>				
<b>ROAD &amp; BRIDGE</b>									
<b>Money Market Accounts</b>									
	GUARANTY BANK	9/18/2020	3,129,842.34	3,129,842.34	3,129,842.34	0.350	1	0.350	
<b>Mutual Funds</b>									
	AIM FUNDS	9/1/2020	0.00	0.00	0.00	0.090	1	0.090	

	FUNDS MANAGEMENT	9/1/2020	0.00	0.00	0.00	0.040	1	0.040
	LOGIC INVESTMENTS	9/1/2020	13,733,795.30	13,733,795.30	13,733,795.30	0.257	1	0.257
	TEXSTAR INVESTMENTS	9/1/2020	321,603.27	321,603.27	321,603.27	0.116	1	0.116
			<u>\$17,185,240.91</u>	<u>\$17,185,240.91</u>	<u>\$17,185,240.91</u>			

**LAW LIBRARY**

**Money Market Accounts**

	GUARANTY BANK	9/18/2020	301,380.00	301,380.00	301,380.00	0.350	1	0.350
--	---------------	-----------	------------	------------	------------	-------	---	-------

**Mutual Funds**

	AIM FUNDS	9/1/2020	0.00	0.00	0.00	0.090	1	0.090
	PROVIDENT	9/1/2020	0.00	0.00	0.00	0.050	1	0.050
			<u>\$301,380.00</u>	<u>\$301,380.00</u>	<u>\$301,380.00</u>			

**CO. CLK. REC. MGMT & PRESERV.**

**Mutual Funds**

	TEXAS CLASS	9/1/2020	2,889,314.53	2,889,314.53	2,889,314.53	0.220	1	0.220
			<u>\$2,889,314.53</u>	<u>\$2,889,314.53</u>	<u>\$2,889,314.53</u>			

**DIST. CLK REC. MGMT & PRESERV**

**Mutual Funds**

	TEXAS CLASS	9/1/2020	137,039.58	137,039.58	137,039.58	0.220	1	0.220
			<u>\$137,039.58</u>	<u>\$137,039.58</u>	<u>\$137,039.58</u>			

**DC RECORDS PRESERV.**

**Mutual Funds**

	TEXAS CLASS	9/1/2020	83,303.94	83,303.94	83,303.94	0.272	1	0.272
			<u>\$83,303.94</u>	<u>\$83,303.94</u>	<u>\$83,303.94</u>			

**CNTY & DIST COURT DIG. PRESERV**

**Mutual Funds**

	TEXAS CLASS	9/1/2020	170,736.23	170,736.23	170,736.23	0.220	1	0.220
			<u>\$170,736.23</u>	<u>\$170,736.23</u>	<u>\$170,736.23</u>			

**CONTRACTS ELECTION SERVICE**

**Mutual Funds**

	TEXPOOL INVESTMENTS	9/1/2020	74,300.97	74,300.97	74,300.97	0.150	1	0.150
			<u>\$74,300.97</u>	<u>\$74,300.97</u>	<u>\$74,300.97</u>			

**GRANT**

**Mutual Funds**

	TEXSTAR INVESTMENTS	9/1/2020	692,279.86	692,279.86	692,279.86	0.116	1	0.116
			<u>\$692,279.86</u>	<u>\$692,279.86</u>	<u>\$692,279.86</u>			

**DEBT SERVICE**

**Money Market Accounts**

██████████	GUARANTY BANK	9/18/2020	651,986.52	651,986.52	651,986.52	0.350	1	0.350	
<b>Mutual Funds</b>									
██████████	AIM FUNDS	9/1/2020	0.00	0.00	0.00	0.090	1	0.090	
	FUNDS MANAGEMENT	9/1/2020	0.00	0.00	0.00	0.040	1	0.040	
	PROVIDENT	9/1/2020	0.00	0.00	0.00	0.050	1	0.050	
	TEXAS CLASS	9/1/2020	40,858.69	40,858.69	40,858.69	0.220	1	0.220	
	TEXPOOL INVESTMENTS	9/1/2020	582,504.51	582,504.51	582,504.51	0.150	1	0.150	
			<u>\$1,275,349.72</u>	<u>\$1,275,349.72</u>	<u>\$1,275,349.72</u>				

**CP REV. TOLL BONDS 2010**

**Compounding Cert of Deposits**

██████████	GUARANTY BANK	9/1/2020	267,618.30	267,618.30	267,618.30	1.760	309	1.760	2/4/2022
<b>Mutual Funds</b>									
██████████	TEXAS CLASS	9/1/2020	2,727,852.12	2,727,852.12	2,727,852.12	0.272	1	0.272	
			<u>\$2,995,470.42</u>	<u>\$2,995,470.42</u>	<u>\$2,995,470.42</u>				

**CP RB 2012**

**Money Market Accounts**

██████████	GUARANTY BANK	9/18/2020	733,385.56	733,385.56	733,385.56	0.350	1	0.350	
<b>Mutual Funds</b>									
██████████	PROVIDENT	9/1/2020	0.00	0.00	0.00	0.050	1	0.050	
			<u>\$733,385.56</u>	<u>\$733,385.56</u>	<u>\$733,385.56</u>				

**CP RB 2016**

**Mutual Funds**

██████████	LOGIC INVESTMENTS	9/1/2020	5,012,734.35	5,012,734.35	5,012,734.35	0.257	1	0.257	
			<u>\$5,012,734.35</u>	<u>\$5,012,734.35</u>	<u>\$5,012,734.35</u>				

**CP RB 2016A**

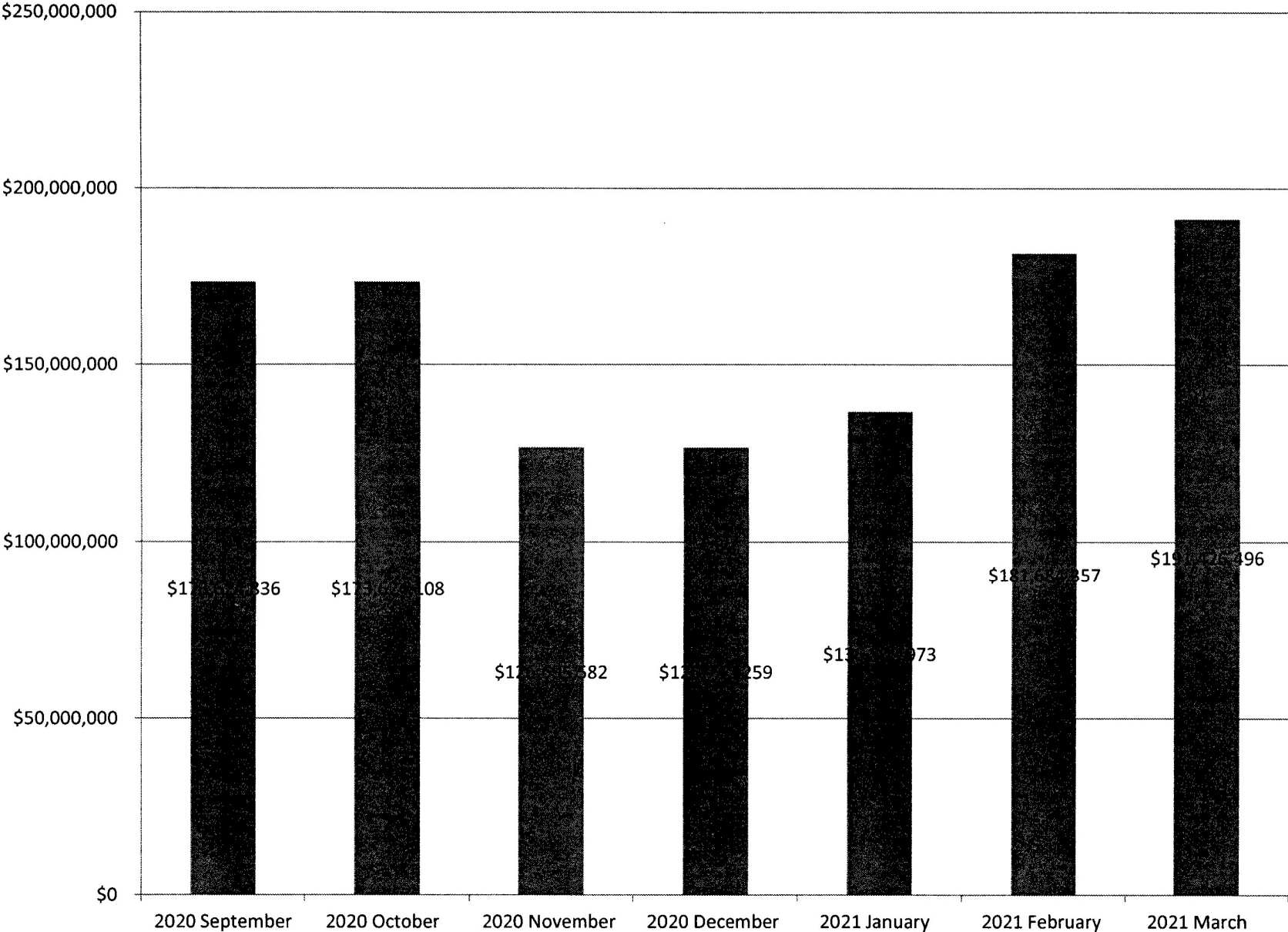
**Mutual Funds**

██████████	LOGIC INVESTMENTS	9/1/2020	9,204,865.06	9,204,865.06	9,204,865.06	0.257	1	0.257	
			<u>\$9,204,865.06</u>	<u>\$9,204,865.06</u>	<u>\$9,204,865.06</u>				

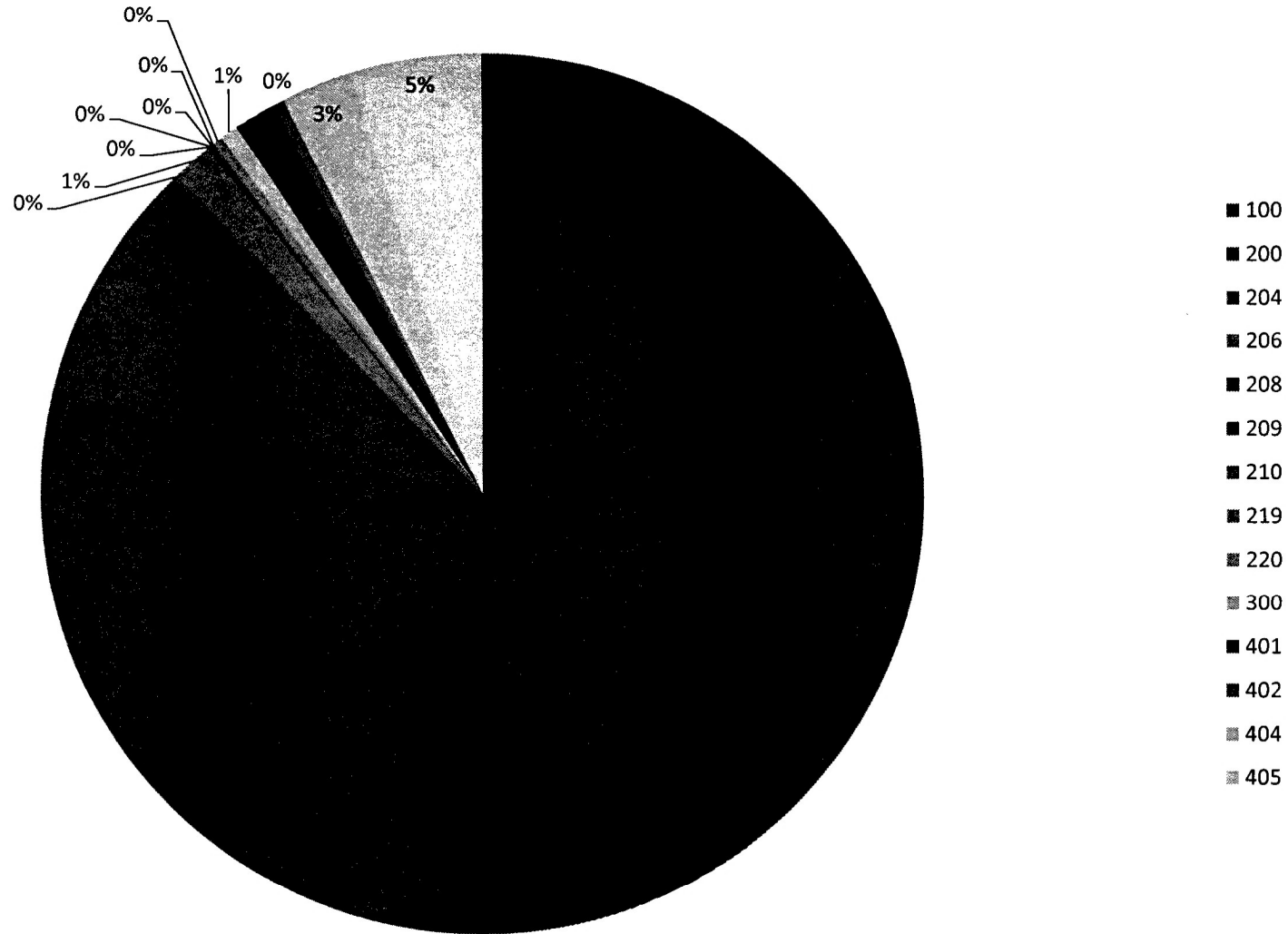
---

<b>Total</b>	<b>191,427,792.58</b>	<b>191,479,907.75</b>	<b>191,426,495.62</b>						
--------------	-----------------------	-----------------------	-----------------------	--	--	--	--	--	--

**MONTGOMERY COUNTY INVESTMENTS – SEPTEMBER 2020 THRU MARCH 2021  
BOOK VALUE HISTORY**



### Investment Portfolio Detail





MONTGOMERY COUNTY TOLL ROAD AUTHORITY DETAILED INVESTMENT PORTFOLIO  
 Fiscal Year 2020-2021  
 QUARTERLY REPORT AS OF MARCH 31, 2021

Montgomery County, TX  
 Melanie K. Bush  
 501 N. Thompson Suite 201  
 Conroe, TX 77301  
 936-539-7844

CUSIP / Investment #	Issuer	Purchase Date	Par Value	Market Value	Book Value	Stated Rate	Days to Maturity	YTM/C	Maturity Date
<b>2018 PROJECT</b>									
<b>Money Market Accounts</b>									
	FIDELITY	9/1/2020	6,825,320.08	6,825,320.08	6,825,320.08	0.000	1	0.000	
			<u>\$6,825,320.08</u>	<u>\$6,825,320.08</u>	<u>\$6,825,320.08</u>				
<b>RENEW/REPL</b>									
<b>Money Market Accounts</b>									
	FIDELITY	9/1/2020	1,000,065.01	1,000,065.01	1,000,065.01	0.000	1	0.000	
			<u>\$1,000,065.01</u>	<u>\$1,000,065.01</u>	<u>\$1,000,065.01</u>				
<b>2018 DEBT SERVICE</b>									
<b>Money Market Accounts</b>									
	FIDELITY	9/1/2020	372,225.37	372,225.37	372,225.37	0.000	1	0.000	
			<u>\$372,225.37</u>	<u>\$372,225.37</u>	<u>\$372,225.37</u>				
<b>2018 DSR BOND</b>									
<b>Money Market Accounts</b>									
	FIDELITY	9/1/2020	6,423,819.61	6,423,819.61	6,423,819.61	0.000	1	0.000	
			<u>\$6,423,819.61</u>	<u>\$6,423,819.61</u>	<u>\$6,423,819.61</u>				
<b>2018 CAP INT</b>									
<b>GIC/GAC</b>									
	CITIGROUP GLOB	9/1/2020	0.00	0.00	0.00	0.000	1	0.000	
<b>Money Market Accounts</b>									
	FIDELITY	9/1/2020	0.00	0.00	0.00	0.000	1	0.000	
			<u>\$0.00</u>	<u>\$0.00</u>	<u>\$0.00</u>				
<b>RENEW/REPLACE</b>									
<b>Money Market Accounts</b>									
	FIDELITY	9/1/2020	208,340.29	208,340.29	208,340.29	0.000	1	0.000	
			<u>\$208,340.29</u>	<u>\$208,340.29</u>	<u>\$208,340.29</u>				

**PROJECT ENHACE** [REDACTED]

**Money Market Accounts**

[REDACTED]	FIDELITY	9/1/2020	<u>4,883,135.38</u>	<u>4,883,135.38</u>	<u>4,883,135.38</u>	0.000	1	0.000
			<b>\$4,883,135.38</b>	<b>\$4,883,135.38</b>	<b>\$4,883,135.38</b>			

**REVENUE FUND** [REDACTED]

**Money Market Accounts**

[REDACTED]	FIDELITY	9/1/2020	<u>615,322.96</u>	<u>615,322.96</u>	<u>615,322.96</u>	0.000	1	0.000
			<b>\$615,322.96</b>	<b>\$615,322.96</b>	<b>\$615,322.96</b>			

**OPS & MAINT RESERVE** [REDACTED]

**Money Market Accounts**

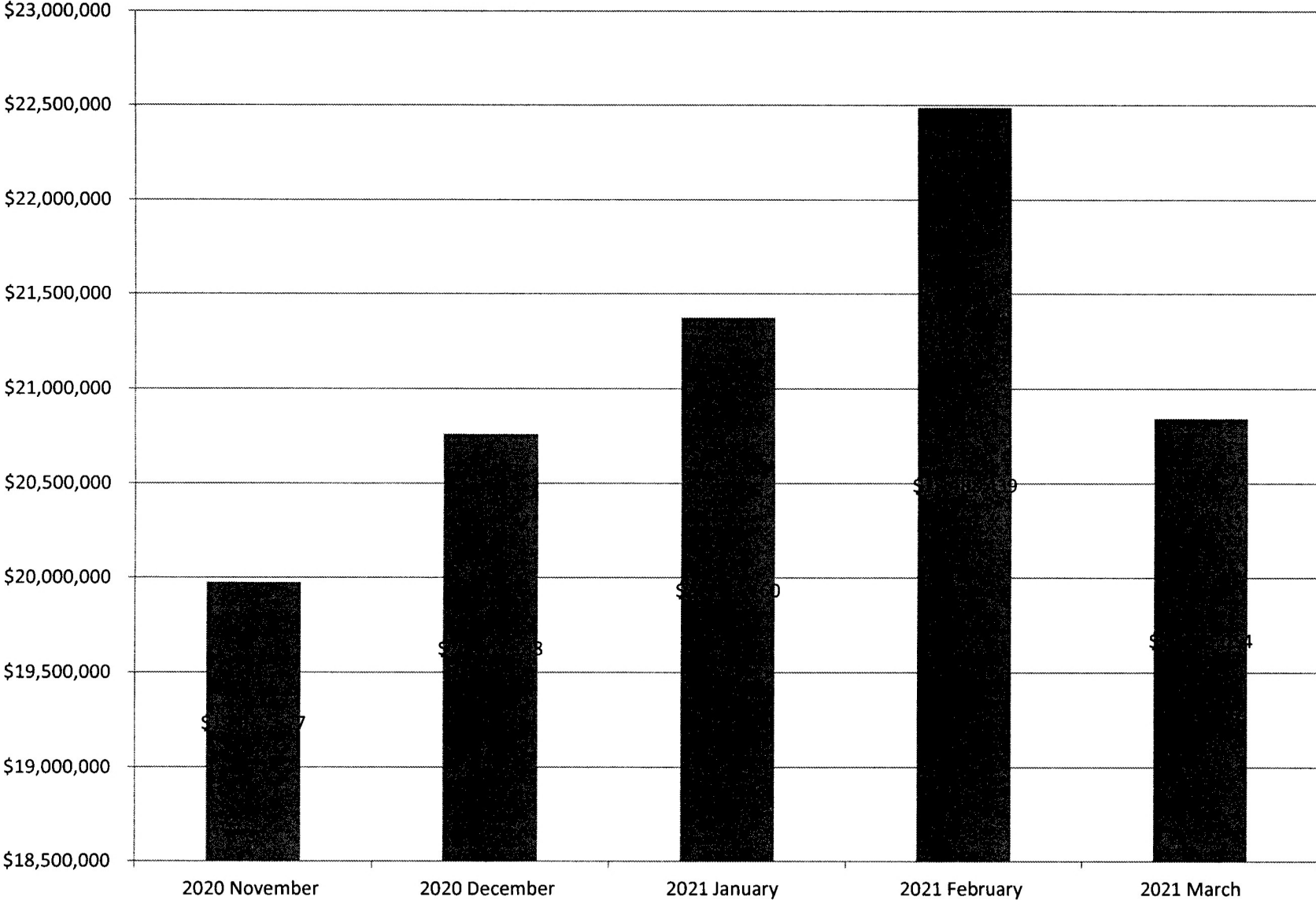
[REDACTED]	FIDELITY	9/1/2020	<u>516,825.69</u>	<u>516,825.69</u>	<u>516,825.69</u>	0.000	1	0.000
			<b>\$516,825.69</b>	<b>\$516,825.69</b>	<b>\$516,825.69</b>			

---

**Total**      **20,845,054.39**    **20,845,054.39**    **20,845,054.39**

# MONTGOMERY COUNTY TOLL ROAD INVESTMENT BOOK VALUE HISTORY- NOV. 2020 THROUGH MARCH 2021


## Book Value History





# Montgomery COUNTY TOLL ROAD INVESTMENT CHART BY FUNDS – MARCH 2021

## Investment Portfolio Detail



**MONTGOMERY CO TOLL ROAD**  
**Portfolio Management**  
**Portfolio Details - Investments**  
**January 31, 2021**

CUSIP	Investment #	Issuer	Average Balance	Purchase Date	Par Value	Market Value	Book Value	Stated Rate	Fitch	YTM 365	Days to Maturity	Maturity Date
<b>Treasury Strips</b>												
	10009	U.S. Treasury		07/03/2018	6,415,000.00	5,994,812.37	5,994,812.37	2.461		2.604	14	02/15/2021
	<b>Subtotal and Average</b>		<b>5,994,812.37</b>		<b>6,415,000.00</b>	<b>5,994,812.37</b>	<b>5,994,812.37</b>			<b>2.604</b>	<b>14</b>	
<b>Money Market Accounts</b>												
	10000	FIDELITY		09/01/2020	623,498.22	623,498.22	623,498.22			0.000	1	
	10001	FIDELITY		09/01/2020	219,503.12	219,503.12	219,503.12			0.000	1	
	10002	FIDELITY		09/01/2020	8,796.62	8,796.62	8,796.62			0.000	1	
	10003	FIDELITY		09/01/2020	516,817.33	516,817.33	516,817.33			0.000	1	
	10004	FIDELITY		09/01/2020	166,670.94	166,670.94	166,670.94			0.000	1	
	10005	FIDELITY		09/01/2020	1,000,048.85	1,000,048.85	1,000,048.85			0.000	1	
	10006	FIDELITY		09/01/2020	4,152,322.27	4,152,322.27	4,152,322.27			0.000	1	
	10007	FIDELITY		09/01/2020	6,849,177.61	6,849,177.61	6,849,177.61			0.000	1	
	10008	FIDELITY		09/01/2020	17,907.92	17,907.92	17,907.92			0.000	1	
	<b>Subtotal and Average</b>		<b>13,277,518.79</b>		<b>13,554,742.88</b>	<b>13,554,742.88</b>	<b>13,554,742.88</b>			<b>0.000</b>	<b>1</b>	
<b>GIC/GAC</b>												
	10010	CITIGROUP GLOBAL MARKETS INC		09/01/2020	1,824,604.79	1,824,604.79	1,824,604.79			0.000	1	
	<b>Subtotal and Average</b>		<b>1,824,604.79</b>		<b>1,824,604.79</b>	<b>1,824,604.79</b>	<b>1,824,604.79</b>			<b>0.000</b>	<b>1</b>	
	<b>Total and Average</b>		<b>21,096,935.95</b>		<b>21,794,347.67</b>	<b>21,374,160.04</b>	<b>21,374,160.04</b>			<b>0.730</b>	<b>5</b>	



**MONTGOMERY CO TOLL ROAD  
Portfolio Management  
Portfolio Summary  
January 31, 2021**

Montgomery County, TX  
Melanie K. Bush  
501 North Thompson Suite 201  
Conroe, TX 77301  
(936)539-7844

<b>Investments</b>	<b>Par Value</b>	<b>Market Value</b>	<b>Book Value</b>	<b>% of Portfolio</b>	<b>Term</b>	<b>Days to Maturity</b>	<b>YTM 360 Equiv.</b>	<b>YTM 365 Equiv.</b>
Treasury Strips	6,415,000.00	5,994,812.37	5,994,812.37	28.05	958	14	2.568	2.604
Money Market Accounts	13,554,742.88	13,554,742.88	13,554,742.88	63.42	1	1	0.000	0.000
GIC/GAC	1,824,604.79	1,824,604.79	1,824,604.79	8.54	1	1	0.000	0.000
<b>Investments</b>	<b>21,794,347.67</b>	<b>21,374,160.04</b>	<b>21,374,160.04</b>	<b>100.00%</b>	<b>269</b>	<b>5</b>	<b>0.720</b>	<b>0.730</b>

<b>Total Earnings</b>	<b>January 31 Month Ending</b>	<b>Fiscal Year To Date</b>
Current Year	106.50	26,689.51
<b>Average Daily Balance</b>	<b>21,096,935.95</b>	
<b>Effective Rate of Return</b>	<b>0.01%</b>	

*Melanie K. Bush*  
 \_\_\_\_\_  
 MELANIE K. BUSH, COUNTY TREASURER

*2/18/2021*



**MONTGOMERY COUNTY INVESTMENTS**  
**Portfolio Management**  
**Portfolio Summary**  
**January 31, 2021**

Montgomery County, TX  
 Melanie K. Bush  
 501 North Thompson Suite 201  
 Conroe, TX 77301  
 (936)539-7844

<b>Investments</b>	<b>Par Value</b>	<b>Market Value</b>	<b>Book Value</b>	<b>% of Portfolio</b>	<b>Term</b>	<b>Days to Maturity</b>	<b>YTM/C 360 Equiv.</b>	<b>YTM/C 365 Equiv.</b>
Federal Agency Coupon Securities	2,000,000.00	2,012,834.00	2,000,000.00	1.46	366	17	1.479	1.500
Municipal Bonds	24,610,000.00	24,828,619.05	24,666,650.91	18.03	477	91	1.068	1.083
Compounding Cert of Deposits	57,293,586.59	57,293,586.59	57,293,586.59	41.88	359	206	1.270	1.288
Mutual Funds	45,677,288.49	45,677,288.49	45,677,288.49	33.39	1	1	0.239	0.242
Money Market Accounts	7,166,446.55	7,166,446.55	7,166,446.55	5.24	1	1	0.345	0.350
<b>Investments</b>	<b>136,747,321.63</b>	<b>136,978,774.68</b>	<b>136,803,972.54</b>	<b>100.00%</b>	<b>242</b>	<b>103</b>	<b>0.844</b>	<b>0.856</b>

<b>Total Earnings</b>	<b>January 31 Month Ending</b>	<b>Fiscal Year To Date</b>
Current Year	99,285.86	749,572.69
<b>Average Daily Balance</b>	<b>127,727,745.70</b>	
<b>Effective Rate of Return</b>	<b>0.92%</b>	

*Melanie K. Bush*  
 \_\_\_\_\_  
 MELANIE K. BUSH, COUNTY TREASURER

*2/18/2021*  
 \_\_\_\_\_

**MONTGOMERY COUNTY INVESTMENTS**  
**Portfolio Management**  
**Portfolio Details - Investments**  
**January 31, 2021**

CUSIP	Investment #	Issuer	Average Balance	Purchase Date	Par Value	Market Value	Book Value	Stated Rate	YTM/C 360	YTM/C 365	Days to Maturity	Maturity Date
<b>Federal Agency Coupon Securities</b>												
	10003	Federal Home Loan Bank		02/18/2020	2,000,000.00	2,012,834.00	2,000,000.00	1.500	1.479	1.500	17	02/18/2021
	<b>Subtotal and Average</b>		<b>2,000,000.00</b>		<b>2,000,000.00</b>	<b>2,012,834.00</b>	<b>2,000,000.00</b>		<b>1.479</b>	<b>1.500</b>	<b>17</b>	
<b>Municipal Bonds</b>												
	10005	FALL RIVER MA GO MUNI		03/19/2020	15,000,000.00	15,153,450.00	15,054,708.23	3.000	1.042	1.057	4	02/05/2021
	10006	FT BEND CNTY MUNI		06/05/2020	320,000.00	323,276.80	320,368.84	3.000	1.583	1.605	28	03/01/2021
	10009	FT BEND CNTY MUNI		06/05/2020	255,000.00	262,792.80	258,658.68	3.000	1.629	1.652	393	03/01/2022
	10010	HARRIS COUNTY TAX BOND		04/09/2020	1,265,000.00	1,293,690.20	1,266,288.83	2.102	1.993	2.021	468	05/15/2022
	10004	HUDSON COUNTY NJ		02/20/2020	1,000,000.00	1,010,150.00	1,000,393.09	1.700	0.598	0.607	18	02/19/2021
	10056	COUNTY OF MIAMI DADE FL		09/30/2020	5,000,000.00	4,995,152.05	4,995,152.05	0.420	0.728	0.738	242	04/01/2023
	10008	STATE UNIVERSITY OF NY		05/06/2020	1,770,000.00	1,790,107.20	1,771,081.19	1.850	1.677	1.700	150	07/01/2021
	<b>Subtotal and Average</b>		<b>24,675,060.83</b>		<b>24,610,000.00</b>	<b>24,828,619.05</b>	<b>24,666,650.91</b>		<b>1.068</b>	<b>1.083</b>	<b>91</b>	
<b>Compounding Cert of Deposits</b>												
	10044	GUARANTY BANK		09/01/2020	4,495,571.56	4,495,571.56	4,495,571.56	1.760	1.736	1.760	368	02/04/2022
	10045	GUARANTY BANK		09/01/2020	266,443.03	266,443.03	266,443.03	1.760	1.736	1.760	368	02/04/2022
	10038	SPIRIT OF TEXAS BANK		09/01/2020	10,063,945.30	10,063,945.30	10,063,945.30	0.950	0.937	0.950	194	08/14/2021
	10039	SPIRIT OF TEXAS BANK		09/01/2020	7,113,255.91	7,113,255.91	7,113,255.91	1.760	1.736	1.760	11	02/12/2021
	10040	SPIRIT OF TEXAS BANK		09/01/2020	15,095,917.94	15,095,917.94	15,095,917.94	0.950	0.937	0.950	102	05/14/2021
	10041	VERITEX COMMUNITY BANK		09/01/2020	10,086,894.31	10,086,894.31	10,086,894.31	1.150	1.134	1.150	224	09/13/2021
	10046	VERITEX COMMUNITY BANK		09/01/2020	10,171,558.54	10,171,558.54	10,171,558.54	1.710	1.687	1.710	414	03/22/2022
	<b>Subtotal and Average</b>		<b>57,246,486.91</b>		<b>57,293,586.59</b>	<b>57,293,586.59</b>	<b>57,293,586.59</b>		<b>1.270</b>	<b>1.288</b>	<b>206</b>	
<b>Mutual Funds</b>												
	10015	AIM FUNDS		09/01/2020	0.00	0.00	0.00	0.090	0.089	0.090	1	
	10016	AIM FUNDS		09/01/2020	0.00	0.00	0.00	0.090	0.089	0.090	1	
	10018	AIM FUNDS		09/01/2020	0.00	0.00	0.00	0.090	0.089	0.090	1	
	10047	AIM FUNDS		09/01/2020	0.00	0.00	0.00	0.090	0.089	0.090	1	
	10000	FUNDS MANAGEMENT		09/01/2020	0.00	0.00	0.00	0.040	0.039	0.040	1	
	10001	FUNDS MANAGEMENT		09/01/2020	0.00	0.00	0.00	0.040	0.039	0.040	1	
	10002	FUNDS MANAGEMENT		09/01/2020	0.00	0.00	0.00	0.040	0.039	0.040	1	
	10019	LOGIC INVESTMENTS		09/01/2020	13,731,610.37	13,731,610.37	13,731,610.37	0.257	0.253	0.257	1	

**MONTGOMERY COUNTY INVESTMENTS**  
**Portfolio Management**  
**Portfolio Details - Investments**  
**January 31, 2021**

CUSIP	Investment #	Issuer	Average Balance	Purchase Date	Par Value	Market Value	Book Value	Stated Rate	YTM/C 360	YTM/C 365	Days to Maturity	Maturity Date
<b>Mutual Funds</b>												
	10026	PROVIDENT		09/01/2020	0.00	0.00	0.00	0.050	0.049	0.050	1	
	10011	TEXPOOL INVESTMENTS		09/01/2020	11,139.76	11,139.76	11,139.76	0.150	0.148	0.150	1	
	10012	TEXPOOL INVESTMENTS		09/01/2020	582,475.96	582,475.96	582,475.96	0.150	0.148	0.150	1	
	10013	TEXPOOL INVESTMENTS		09/01/2020	74,297.37	74,297.37	74,297.37	0.150	0.148	0.150	1	
	10014	TEXPOOL INVESTMENTS		09/01/2020	0.00	0.00	0.00	0.160	0.158	0.160	1	
	10028	TEXAS CLASS		09/01/2020	40,851.93	40,851.93	40,851.93	0.220	0.216	0.220	1	
	10029	TEXAS CLASS		09/01/2020	2,727,400.52	2,727,400.52	2,727,400.52	0.272	0.268	0.272	1	
	10030	TEXAS CLASS		09/01/2020	83,290.14	83,290.14	83,290.14	0.272	0.268	0.272	1	
	10031	TEXAS CLASS		09/01/2020	2,888,836.20	2,888,836.20	2,888,836.20	0.220	0.216	0.220	1	
	10032	TEXAS CLASS		09/01/2020	137,016.90	137,016.90	137,016.90	0.220	0.216	0.220	1	
	10033	TEXAS CLASS		09/01/2020	170,707.96	170,707.96	170,707.96	0.220	0.216	0.220	1	
	10049	TEXAS CLASS		09/01/2020	10,000,485.25	10,000,485.25	10,000,485.25	0.220	0.216	0.220	1	
	10034	TEXSTAR INVESTMENTS		09/01/2020	692,279.86	692,279.86	692,279.86	0.116	0.114	0.116	1	
	10035	TEXSTAR INVESTMENTS		09/01/2020	0.00	0.00	0.00	0.116	0.114	0.116	1	
	10036	TEXSTAR INVESTMENTS		09/01/2020	321,558.70	321,558.70	321,558.70	0.116	0.114	0.116	1	
	<b>Subtotal and Average</b>		<b>36,641,223.66</b>		<b>45,677,288.49</b>	<b>45,677,288.49</b>	<b>45,677,288.49</b>		<b>0.239</b>	<b>0.242</b>	<b>1</b>	
<b>Money Market Accounts</b>												
	10037	GUARANTY BANK		09/01/2020	2,313,261.70	2,313,261.70	2,313,261.70	0.350	0.345	0.350	1	
	10050	GUARANTY BANK		09/18/2020	38,536.28	38,536.28	38,536.28	0.350	0.345	0.350	1	
	10051	GUARANTY BANK		09/18/2020	651,723.12	651,723.12	651,723.12	0.350	0.345	0.350	1	
	10052	GUARANTY BANK		09/18/2020	301,258.24	301,258.24	301,258.24	0.350	0.345	0.350	1	
	10053	GUARANTY BANK		09/18/2020	3,128,577.92	3,128,577.92	3,128,577.92	0.350	0.345	0.350	1	
	10054	GUARANTY BANK		09/18/2020	733,089.29	733,089.29	733,089.29	0.350	0.345	0.350	1	
	<b>Subtotal and Average</b>		<b>7,164,974.30</b>		<b>7,166,446.55</b>	<b>7,166,446.55</b>	<b>7,166,446.55</b>		<b>0.345</b>	<b>0.350</b>	<b>1</b>	
	<b>Total and Average</b>		<b>127,727,745.70</b>		<b>136,747,321.63</b>	<b>136,978,774.68</b>	<b>136,803,972.54</b>		<b>0.844</b>	<b>0.856</b>	<b>103</b>	

**MONTGOMERY COUNTY INVESTMENTS**  
**Portfolio Management**  
**Portfolio Details - Cash**  
**January 31, 2021**

CUSIP	Investment #	Issuer	Average Balance	Purchase Date	Par Value	Market Value	Book Value	Stated Rate	YTM/C 360	YTM/C 365	Days to Maturity
		Average Balance	0.00								0
		Total Cash and Investments	127,727,745.70		136,747,321.63	136,978,774.68	136,803,972.54		0.844	0.856	103

#5 10C1  
APR 27 2021

Consent-Treasurer

**Commissioners Court-Regular Meeting**

**TO:** Montgomery County Commissioners Court

**FROM:** Melanie Bush, Treasurer

**DATE:** 04/27/2021

**SUBJECT:** Consider and approve the Quarterly Investment Report for the Quarter ending March 31, 2021.

---

---

**Attachments**

Quarterly Investment Report ending March 2021

---