

#3 qc1

APR 24 2018

Consent-Treasurer

Commissioners' Court-Regular Meeting

TO: Montgomery County Commissioners' Court

FROM: Stephanie Davenport, Treasurer


DATE: 04/24/2018

SUBJECT: CONSIDER AND APPROVE THE QUARTERLY INVESTMENT REPORT FOR QUARTER ENDED MARCH 31, 2018.

Attachments

QUARTERLY INVESTMENT REPORT 1Q 2018

901
APR 24 2018



**STEPHANNE DAVENPORT
MONTGOMERY COUNTY TREASURER**

501 North Thompson, Suite 201, Conroe, Texas 77305
P.O. Box 1307, Conroe, Texas 77305

April 16, 2018

To: COMMISSIONERS COURT AND INVESTMENT COMMITTEE

From: STEPHANNE DAVENPORT, COUNTY TREASURER

RE: QUARTERLY INVESTMENT REPORT FOR QUARTER ENDING March 31, 2018.

I have attached the Quarterly Investment Report for Quarter, January through March 2018. Interest earnings on investments for the quarter were as follows:

\$ 110,416.70 Direct Investments
612,733.16 Money Market Funds and Pools
4,038.69 Woodforest General A/C 68080
610,983.20 Woodforest General Disbursement A/C 323170
\$1,338,171.75 Total Interest Earned for Quarter January – March 2018.

This represents a high interest of 1.83% (AVG) from Woodforest National Bank to a low interest of 1.18% from AIM.

The interest earned for the prior quarter, October – December 2017 was \$ 908,887.52

Please call if you have any questions.

cc: Phyllis Martin, County Auditor
J.D. Lambright, County Attorney

**MONTGOMERY COUNTY QUARTERLY INVESTMENT REPORT
FOR QUARTER ENDING MARCH 31, 2018**

QUARTERLY INVESTMENT REPORT FOR PERIOD ENDED MARCH 31, 2018

SUBMITTED TO: COMMISSIONERS COURT, MONTGOMERY COUNTY

**PREPARED BY: JAN AVERY, FINANCIAL ANALYST
PREPARED FOR STEPHANNE DAVENPORT, COUNTY TREASURER**



This report is made in accordance with provisions of Govt. code 2256, The Public Funds Investment Act, amended effective September 1, 2011, which require quarterly reporting of investment transactions for county funds to the Commissioners Court. The investments held in Montgomery County's portfolio comply with the Public Funds Investment Act and with the County's Investment Policy and Strategies.

CASH AVAILABILITY

Cash in our depository banks is kept fairly high as the rates are the 91 day avg T-Bill plus 25 bps. Excess funds are invested and matured to meet payroll and accounts payable requirements. A cash report is compiled on a daily basis for our Woodforest Bank accounts and Investments. Cash in Woodforest National Bank, our depository bank, for the quarter of October through December for the past two years is as follows:

	Avg. Daily Coll. Balance 2018	Avg. Daily Coll. Balance 2017
JANUARY	252,064,302.48	140,224,196.50
FEBRUARY	262,040,188.59	120,198,419.69
MARCH	243,012,879.30	104,166,640.95

We have depository contracts with Woodfores National Bank and JP Morgan Chase Bank new contract 05/17 for 4 years.

Amegy Bank is the Bank Depository for the Tax Assessor - new contract 5/17 for 4 years

INVESTMENTS

	Amt of Dollars Invested 2018	Amt of Dollars Invested 2017
JANUARY	207,202,852.45	333,040,695.66
FEBRUARY	207,389,429.30	248,881,403.47
MARCH	211,667,910.46	354,123,451.01

**MONTGOMERY COUNTY QUARTERLY INVESTMENT REPORT
FOR QUARTER ENDING MARCH 31, 2018**

PERFORMANCE MEASUREMENT

I currently have \$ 211,667,910.46 invested as of 04/03/2018.
This figure includes interest earned at 03/31/2018.

INVESCO (AIM) Institutional Funds currently has \$ 3,218,781.93 invested in it.
Average yield for the month of March 2018 1.18% (30 day yield).

	Principal	Interest Earned
•AIM FUNDS		
Combo	2,060,876.69	1,157,905.24

Our funds invested with Provident Institutional Funds (Institutional Money Market Funds)
are currently \$3,445,495.49. Average yield for March 2018 was 1.205%

	Principal	Interest Earned
•BLACKROCK		
Combo	2,376,942.75	1,068,552.74

Our funds invested in Funds Management Inc (ICT) is \$604,545.30
Average yield for March 2018 was 1.23%.

	Principal	Interest Earned
•ICT - CASH ACCOUNT		
Combo	0.00	604,545.30

•Lone Star Investment Pool has \$405,200.71 invested in it.
Interest rate for March 2018 was 1.64370%

	Principal	Interest Earned
General Fund	270,441.06	134,759.65

•TexStar Investment Pool has \$3,667,512.89.in it. Interest rate for March 2018 was 1.61880%.

	Principal	Interest Earned
	\$3,544,306.78	\$123,206.11

**MONTGOMERY COUNTY QUARTERLY INVESTMENT REPORT
FOR QUARTER ENDING MARCH 31, 2018**

•Logic Account-2012A has \$554,195.50. Interest at March 31, 2018 was 1.89770%

Principal	Interest Earned
\$502,000.00	\$52,195.50

•Logic Account- General Fund has \$10,626,331.73. Interest at March 31, 2018 was 1.89770%.

Principal	Interest Earned
\$9,772,461.02	\$853,870.71

•Logic Account - Road & Bridge has \$ 13,334,481.19. Interest at March 31, 2018 was 1.89770%.

Principal	Interest Earned
\$12,885,000.00	\$449,481.19

•Logic Account - Adult Probation has \$1,409,991.58. Interest at March 31, 2018 was 1.89770%.

Principal	Interest Earned
\$1,377,123.47	\$32,868.11

•Logic Account - CP Road Bonds 2016 has \$23,859,154.74. Interest rate March 31, 2018 was 1.89770%

Principal	Interest Earned
\$22,971,000.00	\$888,154.74

•Logic Account - CP Tax Unlimited Road Bonds 2016A has \$66,327,105.65. Interest at March 31, 2018 was 1.89770%

Principal	Interest Earned
\$65,224,473.58	\$1,102,632.07

•TexPool has \$1,132,068.89, invested currently. Average monthly yield for March 2018 was 1.65%

	Principal		Interest Earned
Debt Service	\$ 525,000.00	\$	33,665.16
Bail Bond	\$ 12,288.29	10 yr Invest. No rec.	
Elections	\$ 450,000.00	\$	16,597.44
General Fund	\$ -	\$	94,518.00

•Chase Certificate of Deposit has a balance of \$11,368,648.57 at the end of March 2018.

Principal		Interest Earned
\$ 11,102,265.25	\$	266,383.32

Interest rate for January 2018 - March 2018 for a 12 month CD- Interest 0.89%
CD matured 03/18/18 - reinvested 03/19/2018 - 12 months @2.07%

**MONTGOMERY COUNTY QUARTERLY INVESTMENT REPORT
FOR QUARTER ENDING MARCH 31, 2018**

•Texas Class had \$10,271,901.61 balance as of March 31, 2018.
Interest rate at the end of March 2018 was 1.92540.

Principal	Interest Earned
\$9,134,122.22	\$1,137,779.39

•FICA (Federally Insured Cash Account) has a balance of \$ 734,443.54 at the end of March 2018.
Interest rate at the end of March 2018 was 1.22%.

Debt Service	Principal	Interest Earned
	\$665,886.91	\$68,556.63

•FICA (Federal Insured Cash Account) - General Fund has a balance of \$12,742,776.14.
Interest rate at the end of March 2018 was 1.22%.

Principal	Interest Earned
\$12,500,000.00	\$242,776.14

Direct Investments

	Principal	Interest Earned	Maturity
Vining Sparks -FAMCA - 1.45%	\$10,000,000.00		8/2/19
Raymond James - FAMCA-1.30027%	\$7,000,000.00		9/4/15
Vining Sparks - FHLB - 1.80%	\$14,918,600.53		1/16/19
Vining Sparks - FAMC-2.015%	\$9,996,674.47		1/17/20
Raymond James - FHLB- 2.42%	\$1,550,000.00		3/27/20
Total Direct Investments as of March 31, 2018			43,465,275.00

CD's

Farmers & Merchants B 30810NAZ9	\$250,000.00	
First NB & TC Vinitz 321857CG7	\$250,000.00	
Barclays Bank DE, Wiln 06740KKZ9	\$250,000.00	
Discover Bank Greenw 254673ES1	\$250,000.00	
Goldman Sachs Bk US/ 38148PRG4	\$250,000.00	
Pacific Western BK Los 69506YFX2	\$250,000.00	
Safra Ntl. Bk of NY NY 78658QV83	\$250,000.00	
Metro City Bank, Doravi 59161TAM9	\$250,000.00	
BNY Mellon Ntl. Bank-05584CD86	\$250,000.00	
Western Alliance Bank-95763PAX9	\$250,000.00	
Busey Bk, Champaign, Ill-12316LDC8	\$250,000.00	
Wex Bank-92937CGX0	\$250,000.00	
Huntginton Ntl- Ohio-446438RW5	\$250,000.00	
First Ntl Bk Damariscotta-32117BCA4	\$250,000.00	
Parkway Bk & Tr - Ill-70153RJG4	\$250,000.00	
BNB Bk- Bridgetown NY-09663PAA1	\$250,000.00	
Pinnacle Bk, Nashville-72345SGF2	\$250,000.00	
Florida Cmnty Bank-34060TAL6	\$250,000.00	\$4,500,000.00
Total Direct and CD's		\$47,965,275.00

**MONTGOMERY COUNTY QUARTERLY INVESTMENT REPORT
FOR QUARTER ENDING MARCH 31, 2018**

COLLATERAL ADEQUACY

Collateral pledged by our depository banks was sufficient for the quarter to cover all accounts in the banks. We submit monthly reports of securities pledged which includes the description of the securities, par and market value of the securities, and bank account balances on each of our depository banks. This information is collected as prescribed by our Investment Policy and submitted to Commissioners Court at the end of each month.

Investment reports for the first and end of the quarter, January 2018 and March 2018 are attached.

SAS 99

SAS 99 requires the auditor to identify and assess risk that may result in a misstatement due to fraud. The Treasurer, as the Chief Investment Officer, acknowledges that risks may occur. Risks may be associated with the selection of broker/dealers, diversification of investments and investment limitations. Through adherence to the Investment Policy and the Internal Controls listed in the policy, these risks are reduced. The Treasurer is actively reducing investment risk in several ways. Applications for broker/dealers are reviewed and selected by the Treasurer and the Investment Committee. A new position was established for a Financial Analyst to analyze and assist with investments. To reduce the risk of diversification of investments and investment limitations, reports of investments purchased are prepared for Commissioners Court and audited by the Auditor's office. Lastly, to protect against potential fraud and embezzlement, the investments are secured through third party custody and safekeeping procedures. These programs and controls should mitigate the risk that may result in a misstatement due to fraud.

**MONTGOMERY COUNTY QUARTERLY INVESTMENT REPORT
FOR QUARTER ENDING MARCH 31, 2018**

POOLED FUNDS - QUARTER ENDING MARCH 31, 2018

	Cash Account Trust Funds Management	BlackRock Provident	INVESCO AIM
Beginning Balance			
January 1, 2018	602,586.08	3,434,525.77	3,208,640.85
Additions:			
Jan	0.00	0.00	0.00
Jan Interest	630.46	3,516.26	3,276.43
February	0.00	0.00	0.00
February Interest	590.96	3,318.50	3,070.20
March	0.00	0.00	0.00
March Interest	737.80	4,134.96	3,794.45
Withdrawals:			
January	0.00	0.00	0.00
February	0.00	0.00	0.00
March	0.00	0.00	0.00
Ending Balance			
03/31/18	604,545.30	3,445,495.49	3,218,781.93


Stephanne Davenport
County Treasurer


**MONTGOMERY COUNTY QUARTERLY INVESTMENT REPORT
FOR QUARTER ENDING MARCH 31, 2018**

BREAKDOWN AS OF 03/31/18

WOODFOREST GENERAL FUND ACCT xx31	\$133,948,916.27
WOODFOREST GENERAL FUND ACCT XX8C	\$50,698.79
WOODFOREST ALL ACCOUNTS	\$242,640,619.45
WOODFOREST CD'S	\$372,259.85
WOODFOREST CLOSING LEDGER + CD	\$243,012,879.30

Total Investments	211,667,910.46
Total Woodforest	\$243,012,879.30
	454,680,789.76

\$13,477,219.68	FICA- MM Funds	2.96%	1
\$405,200.71	Lone Star	0.09%	2
\$1,132,068.89	TexPool	0.25%	3
\$10,271,901.61	Texas Class	2.26%	4
\$3,667,512.89	Tex Star	0.81%	5
\$116,111,260.39	Logic	25.54%	6
\$7,268,822.72	Mutual Funds / Money Market	1.60%	7
\$15,868,648.57	Cert. of Deposits	3.49%	8
\$43,465,275.00	Direct Investment	9.56%	9
\$243,012,879.30	Woodforest Accounts	53.45%	10
\$454,680,789.76		100.00%	



#2 865
FEB 13 2018

02/01/18

MONTGOMERY COUNTY
INVESTMENTS BY MATURITY DATE
JANUARY 31, 2018

PAGE 1

MATURITY DATE	INVESTMENT ID	TYPE	DESCRIPTION INSTITUTION SECURITY NUMBER	PURCHASE SOLD 1ST PAY	PURCHASE AMOUNT SALE AMOUNT POSTED INTEREST	FACE VALUE DISCOUNT/PREMIUM ACCRUED INTEREST	YIELD COUPON INT DATE	FREQ BASIS DAYS
	AIM FUNDS	GA	GOVERNMENT-62038 AIM INSTITUTIONAL FUNDS COMBO FUNDING:	12/28/10	3,211,917.28 .00 3,276.43 DEBT SER 96,924.60 General 6,422.17 LAW LIB2 164,405.15 RD-BR 2,944,165.36	3,211,917.28 .00 .00 01/31/18	.00000 .00000	E P
	BAIL BONDS	GA	GOVT SECURITIES TEXPOOL-1700600002 BAIL BOND ADM FUNDING:	05/07/10	12,259.88 .00 13.49 BAIL BDS 12,259.88	12,259.88 .00 .00 01/31/18	.00000 .00000	E P
	DEBT SERVICE	GA	Govt Pool TexPool 1700600005 FUNDING:	04/14/10	557,372.42 .00 614.17 Debt Svc 557,372.42	557,372.42 .00 .00 01/31/18	.00000 .00000	E P
	ELECTIONS	GA	Govt Pool-1700600003 TexPool ELECTIONS FUNDING:	04/14/10	465,517.75 .00 512.98 ELECTION 465,517.75	465,517.75 .00 .00 01/31/18	.00000 .00000	E P
	FICA		U. S. BANK, N.A. 104791113871 FUNDING:	08/28/13	733,037.04 .00 715.27 DEBTSERV 733,037.04	733,037.04 .00 .00 01/31/18	.00000 .00000	E P
	FICA-GEN. FUND		104791113871-SUB-GF U S BANK, NA FUNDING:	05/14/14	12,718,373.11 .00 12,410.08 GENERAL 12,718,373.11	12,718,373.11 .00 .00 01/31/18	.13000 .00000	M D
	FUNDS MGMT	GA	GOVT SECURITIES FUNDS Mgmt-654-0001158 COMBO FUNDING:		603,216.54 .00 630.46 ADLT SVC .00 DEBT SER 519,940.18 GENERAL 26,225.27 RD-BR 57,051.09	603,216.54 .00 .00 01/31/18	.00000 .00000	E P 360
	GENERAL FUND	GA	GOVERNMENT SECURITIES TEXPOOL-1700600004 GENERAL FUND FUNDING:	05/12/10	94,299.27 .00 103.88 GENERAL 94,299.27	94,299.27 .00 .00 01/31/18	.00000 .00000	E P
	LOGIC	GA	CO BONDS SERIES 2012 JP MORGAN-6000558001 CO BDS SER.2012 FUNDING:		552,711.72 .00 713.74 CO BD 12 552,711.72	552,711.72 .00 .00 01/31/18	.00000 .00000	E P
	LOGIC - R & B	LOGIC	6000558003	07/01/14	13,298,780.13	13,298,780.13	.10000	E

RUN DATE 02/01/18 TIME 10:05:37

PEI - INVESTMENT MANAGER

RECEIVED
FEB 14 2018
Rec'd from County Clerk
Deposited on Treas website
2/14/18
jga

MONTGOMERY COUNTY
INVESTMENTS BY MATURITY DATE
JANUARY 31, 2018

MATURITY DATE	INVESTMENT ID	TYPE	DESCRIPTION INSTITUTION SECURITY NUMBER	PURCHASE SOLD 1ST PAY	PURCHASE AMOUNT SALE AMOUNT POSTED INTEREST	FACE VALUE DISCOUNT/PREMIUM ACCRUED INTEREST	YIELD COUPON INT DATE	FREQ BASIS DAYS
			JP MORGAN CHASE ROAD & BRIDGE FUNDING:	07/26/17 RD/BRIDG	.00 17,172.90 13,298,780.13	.00 .00 .00	.00000 01/31/18	P
	LOGIC CPRB 2016	GA	LOGIC CAP PROJ RDBD 2016 JP MORGAN-6000558005 6000558005 FUNDING:	01/21/16 07/26/17 RB 2016	23,795,275.44 .00 30,726.95 23,795,275.44	23,795,275.44 .00 .00 .00	.41000 .00000 01/31/18	E P
	LOGIC INVESTMEN	GA	GOVT POOL LOGIC INVESTMENT 6000558002 FUNDING:	01/15/14 GENERAL	10,597,881.35 .00 13,685.18 10,597,881.35	10,597,881.35 .00 .00 .00	.11000 .00000 01/31/18	E P
	LOGIC RB 2016A	GA	CP TX RB 2016A JP MORGAN-6000558006 6000558006 FUNDING:	12/21/16 07/26/17 RB 2016A	66,149,524.77 .00 85,419.72 66,149,524.77	66,149,524.77 .00 .00 .00	.00000 .00000 01/31/18	M P
	LOGIC-ADULT SER		6000558004 JP MORGAN ADULT SERVICES FUNDING:	08/01/14 ADULTSER	1,406,216.56 .00 1,815.89 1,406,216.56	1,406,216.56 .00 .00 .00	.00000 .00000 01/31/18	E P
	LONE STAR POOL	GA	GOVERNMENT SECURITIES 170275 COMBO FUNDING:	12/17/10 GENERAL	404,273.70 .00 441.73 404,273.70	404,273.70 .00 .00 .00	.00000 .00000 01/31/18	E P
	PROVIDENT	GA	GOVERNMENT SECURITIES PROVIDENT-16903 COMBO FUNDING:	02/08/11 07/26/17 C/P-2012 DEBT SER GENERAL LAW LIB	3,438,042.03 .00 3,516.26 3,301,293.52 8,134.93 4,301.64 124,311.94	3,438,042.03 .00 .00 .00 .00 .00 .00	.00000 .00000 01/31/18	E P 360
	TEXAS CLASS	GA	GOVT POOL TEXAS CLASS 0312-2001 FUNDING:	01/06/12 DEBT SER GENERAL	10,243,942.21 .00 13,492.93 38,741.29 10,205,200.92	10,243,942.21 .00 .00 .00 .00	.00000 .00000 01/31/18	E P
	TEXSTAR POOL	GA	GOVERNMENT SECURITIES TexSTAR-1702213311 GENERAL FUND FUNDING:	12/21/10 AP GRANT AP MAINT GENERAL RD & BR	3,659,053.56 .00 4,004.46 692,279.86 .00 2,660,136.61 306,637.09	3,659,053.56 .00 .00 .00 .00 .00 .00	.00000 .00000 01/31/18	E P
TOTALS FOR DATE					151,941,694.76	151,941,694.76		

MONTGOMERY COUNTY
 INVESTMENTS BY MATURITY DATE
 JANUARY 31, 2018

MATURITY DATE	INVESTMENT ID	TYPE	DESCRIPTION INSTITUTION SECURITY NUMBER	PURCHASE SOLD 1ST PAY	PURCHASE AMOUNT SALE AMOUNT POSTED INTEREST	FACE VALUE DISCOUNT/PREMIUM ACCRUED INTEREST	YIELD COUPON INT DATE	FREQ BASIS DAYS
					.00	.00		
					189,266.52	.00		
09/03/17	JP MORGAN CHASE	CD	100077516213	03/03/17	11,345,882.69	11,345,882.69	.66000	M
			JP MORGAN CHASE		.00	.00	.00000	D
			100077516213		8,408.63	.00	01/31/18	
			FUNDING:	110-GEN	1,449,710.09			
				225-RMGT	4,321,673.17			
				235-RMDC	130,657.68			
				236-DP-C	162,785.04			
				237-DCRC	79,424.50			
				40011-10	5,201,632.21			
09/04/18	RAYMOND JAMES	GA	FARMER MAC BOND	08/04/17	7,000,000.00	7,000,000.00	1.30027	S
			COMPASS BANK		.00	.00	1.30027	P
			3133EHTM5	09/04/17	.00	.00		180
			FUNDING:	3133EHIM	7,000,000.00			
10/17/18	PACIFIC WESTERN	CD	CD	10/17/17	250,000.00	250,000.00	1.40000	E
			PACIFIC WESTERN BK OF LA		.00	.00	.00000	P
			69506YFX2	10/17/18	.00	.00		365
			FUNDING:	69506YFX	250,000.00			
10/18/18	BARCLAYS BANK	CD	CD	10/12/17	250,000.00	250,000.00	1.40000	E
			BARCLAYS BK DE WILMINGTON		.00	.00	.00000	P
			06740KKZ9	10/18/18	.00	.00		365
			FUNDING:	06740KKZ	250,000.00			
10/18/18	DISCOVER BANK	CD	CD	10/18/18	250,000.00	250,000.00	1.40000	E
			DISCOVER BANK GREENWOOD		.00	.00	.00000	P
			254673ES1	10/18/18	.00	.00		365
			FUNDING:	254673ES	250,000.00			
10/18/18	GOLDMAN SACHS	CD	CD	10/18/18	250,000.00	250,000.00	1.40000	E
			GOLDMAN SACHS BK USA NY		.00	.00	.00000	P
			38148PRG4	10/18/18	.00	.00		365
			FUNDING:	38148PRG	250,000.00			
10/18/18	SAFRA NTL. BK	CD	CD	10/12/17	250,000.00	250,000.00	1.50000	E
			SAFRA NTL. BK OF NY		.00	.00	.00000	P
			78658QV83	10/18/18	.00	.00		365
			FUNDING:	78658QV8	250,000.00			
TOTALS FOR DATE					1,000,000.00	1,000,000.00		
					.00	.00		
					.00	.00		
10/22/18	FARMERS & MERCH	CD	CD	10/20/17	250,000.00	250,000.00	1.40000	E
			FARMERS & MERCHANTS		.00	.00	.00000	D
			30810NAZ9		.00	.00		365
			FUNDING:	321857CG	250,000.00			

MONTGOMERY COUNTY
INVESTMENTS BY MATURITY DATE
JANUARY 31, 2018

MATURITY DATE	INVESTMENT ID	TYPE	DESCRIPTION INSTITUTION SECURITY NUMBER	PURCHASE SOLD 1ST PAY	PURCHASE AMOUNT SALE AMOUNT POSTED INTEREST	FACE VALUE DISCOUNT/PREMIUM ACCRUED INTEREST	YIELD COUPON INT DATE	FREQ BASIS DAYS
10/26/18	FIRST NB & TC	CD	CD FIRST NB & TC BANK 321857CG7 FUNDING: 321857CG	10/27/17	250,000.00 .00 11/27/17 .00 250,000.00	250,000.00 .00 .00	1.45000 M P 00000	365
10/30/18	METRO CITY BANK	CD	CD METRO CITY BK DORAVILLE G 59161TAM9 FUNDING: 59161TAM	10/30/18	250,000.00 .00 10/30/18 .00 250,000.00	250,000.00 .00 .00	1.40000 E P 00000	365
01/16/19	VINING SPARKS-2	GD	FHLB 3130AAE46 FUNDING:	01/16/18 07/16/18 FHLB	14,918,600.53 .00 .00 14,918,600.53	15,000,000.00 99.46 .00	1.80000 Q D 1.25000	360
08/02/19	VINING SPARKS	GA	FARMER MAC BOND COMPASS BANK 3132XOVK4 FUNDING: 3132XOVK	08/02/17	10,000,000.00 .00 02/02/18 .00 10,000,000.00	10,000,000.00 .00 .00	1.45000 S P 1.45000	180
01/17/20	VINING SPARKS-3	GD	FARMER MAC 3132XOE72 FUNDING:	01/17/18 07/17/18 FAMC	9,996,674.47 .00 .00 9,996,674.47	10,000,000.00 99.97 .00	2.01500 Q D 2.00000	360
TOTAL REPORT					207,202,852.45 .00 197,675.15	207,287,577.45 199.43 .00		

All Texas Counties and their investment of public fundas are governed by the Texas Public Funds Act, as per Chapter 2256 of the Government Code. In Montgomery County the County Treasurer serves as the Investment Officer as approved by the Commissioner's Court. The investment portfolio of Montgomery County complies with the investment strategy expressed in Montgomery County's investment policy as well as all relevant provisions of the Texas Public Funds Investment Act

Signed:  Date: 2/5/18
Stephanne Davenport, County Treasurer

#8 451
APR 10 2018

Consent-Treasurer

Commissioners' Court-Regular Meeting

TO: Montgomery County Commissioners' Court

FROM: Stephanie Davenport, Treasurer

DATE: 04/10/2018

SUBJECT: CONSIDER AND APPROVE MONTHLY INVESTMENT REPORT MARCH 2018

Attachments

MONTHLY INVESTMENT REPORT MARCH 2018

Treas. website
4/12/18 - 11:00 AM
JA

RECEIVED
APR 12 2018
JA

10:30 AM from County Clerk

4151
 APR 10 2018

04/03/18

MONTGOMERY COUNTY
 INVESTMENTS BY MATURITY DATE
 MARCH 31, 2018

PAGE 1

MATURITY DATE	INVESTMENT ID	TYPE	DESCRIPTION INSTITUTION SECURITY NUMBER	PURCHASE SOLD 1ST PAY	PURCHASE AMOUNT SALE AMOUNT POSTED INTEREST	FACE VALUE DISCOUNT/PREMIUM ACCRUED INTEREST	YIELD COUPON INT DATE	FREQ BASIS DAYS
	AIM FUNDS	GA	GOVERNMENT ██████ AIM INSTITUTIONAL FUNDS COMBO	12/28/10	3,218,781.93 .00 3,794.45	3,218,781.93 .00 .00	.00000 .00000 03/31/18	E P
			FUNDING:	DEBT SER GENERAL LAW LIB2 RD-BR	97,131.75 6,435.90 164,756.52 2,950,457.76			
	BAIL BONDS	GA	GOVT SECURITIES TEXPOOL-█████ BAIL BOND ADM	05/07/10	12,288.29 .00 15.79	12,288.29 .00 .00	.00000 .00000 03/31/18	E P
			FUNDING:	BAIL BDS	12,288.29			
	DEBT SERVICE	GA	Govt Pool TexPool █████	04/14/10	558,665.16 .00 718.18	558,665.16 .00 .00	.00000 .00000 03/31/18	E P
			FUNDING:	Debt Svc	558,665.16			
	ELECTIONS	GA	Govt Pool-█████ TexPool ELECTIONS	04/14/10	466,597.44 .00 599.81	466,597.44 .00 .00	.00000 .00000 03/31/18	E P
			FUNDING:	ELECTION	466,597.44			
	FICA		U.S. BANK, N.A. █████	08/28/13	734,443.54 .00 759.82	734,443.54 .00 .00	.00000 .00000 03/31/18	E P
			FUNDING:	DEBTSERV	734,443.54			
	FICA-GEN. FUND		█████-1-SUB-GF U S BANK, NA	05/14/14	12,742,776.14 .00 13,182.98	12,742,776.14 .00 .00	.13000 .00000 03/31/18	M D
			FUNDING:	GENERAL	12,742,776.14			
	FUNDS MGMT	GA	GOVT SECURITIES FUNDS Mgmt ██████ COMBO		604,545.30 .00 737.80	604,545.30 .00 .00	.00000 .00000 03/31/18	E P 360
			FUNDING:	ADLT SVC DEBT SER GENERAL RD-BR	.00 521,085.50 26,283.04 57,176.76			
	GENERAL FUND	GA	GOVERNMENT SECURITIES TEXPOOL-█████ GENERAL FUND	05/12/10	94,518.00 .00 121.49	94,518.00 .00 .00	.00000 .00000 03/31/18	E P
			FUNDING:	GENERAL	94,518.00			
	LOGIC	GA	CO BONDS SERIES 2012 JP MORGAN-█████ CO BDS SER.2012		554,195.50 .00 809.72	554,195.50 .00 .00	.00000 .00000 03/31/18	E P
			FUNDING:	CO BD 12	554,195.50			
	LOGIC - R & B	LOGIC	█████	07/01/14	13,334,481.19	13,334,481.19	.10000	E

MONTGOMERY COUNTY
INVESTMENTS BY MATURITY DATE
MARCH 31, 2018

MATURITY DATE	INVESTMENT ID	TYPE	DESCRIPTION INSTITUTION SECURITY NUMBER	PURCHASE SOLD 1ST PAY	PURCHASE AMOUNT SALE AMOUNT POSTED INTEREST	FACE VALUE DISCOUNT/PREMIUM ACCRUED INTEREST	YIELD COUPON INT DATE	FREQ BASIS DAYS
			JP MORGAN CHASE ROAD & BRIDGE FUNDING:	07/26/17 RD/BRIDG	.00 19,482.51 13,334,481.19	.00 .00	.00000 03/31/18	P
	LOGIC CPRB 2016	GA	LOGIC CAP PROJ RDBD 2016 JP MORGAN- FUNDING:	01/21/16 07/26/17 RB 2016	23,859,154.74 .00 34,859.73 23,859,154.74	23,859,154.74 .00 .00	.41000 .00000 03/31/18	E P
	LOGIC INVESTMEN	GA	GOVT POOL LOGIC INVESTMENT FUNDING:	01/15/14 GENERAL	10,626,331.73 .00 15,525.73 10,626,331.73	10,626,331.73 .00 .00	.11000 .00000 03/31/18	E P
	LOGIC RB 2016A	GA	CP TX RB 2016A JP MORGAN- FUNDING:	12/21/16 07/26/17 RB 2016A	66,327,105.65 .00 96,908.09 66,327,105.65	66,327,105.65 .00 .00	.00000 .00000 03/31/18	M P
	LOGIC-ADULT SER		JP MORGAN ADULT SERVICES FUNDING:	08/01/14 ADULTSER	1,409,991.58 .00 2,060.08 1,409,991.58	1,409,991.58 .00 .00	.00000 .00000 03/31/18	E P
	LONE STAR POOL	GA	GOVERNMENT SECURITIES COMBO FUNDING:	12/17/10 GENERAL	405,200.71 .00 513.84 405,200.71	405,200.71 .00 .00	.00000 .00000 03/31/18	E P
	PROVIDENT	GA	GOVERNMENT SECURITIES PROVIDENT- COMBO FUNDING:	02/08/11 07/26/17 C/P-2012 DEBT SER GENERAL LAW LIB	3,445,495.49 .00 4,134.96 3,308,450.53 8,152.56 4,310.96 124,581.44	3,445,495.49 .00 .00	.00000 .00000 03/31/18	E P 360
	TEXAS CLASS	GA	GOVT POOL TEXAS CLASS FUNDING:	01/06/12 DEBT SER GENERAL	10,271,901.61 .00 15,240.35 38,847.03 10,233,054.58	10,271,901.61 .00 .00	.00000 .00000 03/31/18	E P
	TEXSTAR POOL	GA	GOVERNMENT SECURITIES TexSTAR GENERAL FUND FUNDING:	12/21/10 AP GRANT AP MAINT GENERAL RD & BR	3,667,512.89 .00 4,664.81 692,279.86 .00 2,667,887.03 307,346.00	3,667,512.89 .00 .00	.00000 .00000 03/31/18	E P
TOTALS FOR DATE					152,333,986.89	152,333,986.89		

MONTGOMERY COUNTY
 INVESTMENTS BY MATURITY DATE
 MARCH 31, 2018

MATURITY DATE	INVESTMENT ID	TYPE	DESCRIPTION INSTITUTION SECURITY NUMBER	PURCHASE SOLD 1ST PAY	PURCHASE AMOUNT SALE AMOUNT POSTED INTEREST	FACE VALUE DISCOUNT/PREMIUM ACCRUED INTEREST	YIELD COUPON INT DATE	FREQ BASIS DAYS
					.00	.00		
					214,130.14	.00		
09/04/18	RAYMOND JAMES	GA	FARMER MAC BOND COMPASS BANK	08/04/17	7,000,000.00	7,000,000.00	1.30027	S
			[REDACTED]	09/04/17	.00	.00	1.30027	P
			FUNDING:	3133EHM	7,000,000.00	.00		180
10/17/18	PACIFIC WESTERN	CD	CD PACIFIC WESTERN BK OF LA	10/17/17	250,000.00	250,000.00	1.40000	E
			[REDACTED]	10/17/18	.00	.00	.00000	P
			FUNDING:	69506YFX	250,000.00	.00		365
10/18/18	BARCLAYS BANK	CD	CD BARCLAYS BK DE WILMINGTON	10/12/17	250,000.00	250,000.00	1.40000	E
			[REDACTED]	10/18/18	.00	.00	.00000	P
			FUNDING:	06740KKZ	250,000.00	.00		365
10/18/18	DISCOVER BANK	CD	CD DISCOVER BANK GREENWOOD	10/18/18	250,000.00	250,000.00	1.40000	E
			[REDACTED]	10/18/18	.00	.00	.00000	P
			FUNDING:	254673ES	250,000.00	.00		365
10/18/18	GOLDMAN SACHS	CD	CD GOLDMAN SACHS BK USA NY	10/18/18	250,000.00	250,000.00	1.40000	E
			[REDACTED]	10/18/18	.00	.00	.00000	P
			FUNDING:	38148PRG	250,000.00	.00		365
10/18/18	SAFRA NTL. BK	CD	CD SAFRA NTL. BK OF NY	10/12/17	250,000.00	250,000.00	1.50000	E
			[REDACTED]	10/18/18	.00	.00	.00000	P
			FUNDING:	78658QV8	250,000.00	.00		365
TOTALS FOR DATE					1,000,000.00	1,000,000.00		
					.00	.00		
					.00	.00		
10/22/18	FARMERS & MERCH	CD	CD FARMERS & MERCHANTS	10/20/17	250,000.00	250,000.00	1.40000	E
			[REDACTED]		.00	.00	.00000	D
			FUNDING:	321857CG	250,000.00	.00		365
10/26/18	FIRST NB & TC	CD	CD FIRST NB & TC BANK	10/27/17	250,000.00	250,000.00	1.45000	M
			[REDACTED]	11/27/17	.00	.00	.00000	P
			FUNDING:	321857CG	250,000.00	.00		365
10/30/18	METRO CITY BANK	CD	CD METRO CITY BK DORAVILLE G	10/30/18	250,000.00	250,000.00	1.40000	E
			[REDACTED]	10/30/18	.00	.00	.00000	P
			FUNDING:	59161TAM	250,000.00	.00		365

04/03/18

MONTGOMERY COUNTY
INVESTMENTS BY MATURITY DATE
MARCH 31, 2018

PAGE 4

MATURITY DATE	INVESTMENT ID	TYPE	DESCRIPTION INSTITUTION SECURITY NUMBER	PURCHASE SOLD 1ST PAY	PURCHASE AMOUNT SALE AMOUNT POSTED INTEREST	FACE VALUE DISCOUNT/PREMIUM ACCRUED INTEREST	YIELD COUPON INT DATE	FREQ BASIS DAYS
01/16/19	VINING SPARKS-2	GD	FHLB	01/16/18	14,918,600.53	15,000,000.00	1.80000	Q
			[REDACTED]	07/16/18	.00	99.46	1.25000	D
			FUNDING:	FHLB	14,918,600.53	.00		360
03/17/19	JP MORGAN CHASE	CD	[REDACTED]	03/18/18	11,368,648.57	11,368,648.57	.66000	M
			JP MORGAN CHASE		.00	.00	.00000	D
			[REDACTED]		14,351.02	.00	03/31/18	
			FUNDING:	110-GEN	1,452,618.98			
				225-RMGT	4,330,344.74			
				235-RMDC	130,919.85			
	236-DP-C	163,111.68						
	237-DCRC	79,583.86						
		40011-10	5,212,069.46					
03/20/19	BNY MELLON NTL		1 YEAR CD	03/20/18	250,000.00	250,000.00	2.00000	E
			BNY MELLON		.00	.00	.00000	D
			[REDACTED]		.00	.00		365
	FUNDING:	1051	250,000.00					
03/21/19	WESTERN ALLIANC	CD	[REDACTED]	03/21/18	250,000.00	250,000.00	2.00000	E
			WESTERN ALLIANCE		.00	.00	2.00000	D
			[REDACTED]		.00	.00		365
	FUNDING:	1051	250,000.00					
03/22/19	BUSEY BK CHAMPA	CD	CD	03/22/18	250,000.00	250,000.00	2.00000	E
			BUSEY BK		.00	.00	.00000	D
			[REDACTED]		.00	.00		360
	FUNDING:	1051	250,000.00					
03/22/19	WEX BANK	CD	CD	03/22/18	250,000.00	250,000.00	2.00000	E
			WEX BANK		.00	.00	.00000	D
			[REDACTED]		.00	.00		360
	FUNDING:	1051	250,000.00					
TOTALS FOR DATE					500,000.00	500,000.00		
					.00	.00		
					.00	.00		
03/26/19	HUNTINGTON NTL	CD	CD	03/26/18	250,000.00	250,000.00	2.05000	E
			HUNTINGTON NTL		.00	.00	.00000	D
			[REDACTED]		.00	.00		360
	FUNDING:	1051	250,000.00					
03/28/19	BNB BK BRIDGETO	CD	CD	03/28/18	250,000.00	250,000.00	2.00000	E
			BNB BK BRIDEGTOWN		.00	.00	.00000	D
			[REDACTED]		.00	.00		360
	FUNDING:	1051	250,000.00					
03/28/19	FIRST NTL BK-DA	CD	CD	03/28/18	250,000.00	250,000.00	2.00000	E
			FIRST NTL BK-DAMARISCOTTA		.00	.00	.00000	D
			[REDACTED]		.00	.00		360

MONTGOMERY COUNTY
 INVESTMENTS BY MATURITY DATE
 MARCH 31, 2018

MATURITY DATE	INVESTMENT ID	TYPE	DESCRIPTION INSTITUTION SECURITY NUMBER	PURCHASE SOLD 1ST PAY	PURCHASE AMOUNT SALE AMOUNT POSTED INTEREST	FACE VALUE DISCOUNT/PREMIUM ACCRUED INTEREST	YIELD COUPON INT DATE	FREQ BASIS DAYS
			FUNDING:	1051	250,000.00			
03/28/19	PARKWAY BK & TR	CD	CD PARKWAY BK & TR- ILL ██████████	03/28/18	250,000.00 .00 .00	250,000.00 .00 .00	2.00000 .00000	E D 360
			FUNDING:	1051	250,000.00			
03/28/19	PINNACLE BK-NAS	CD	CD PINNACLE BK NASHVILLE ██████████	03/28/18	250,000.00 .00 .00	250,000.00 .00 .00	2.00000 .00000	E D 360
			FUNDING:	1051	250,000.00			
TOTALS FOR DATE					1,000,000.00 .00 .00	1,000,000.00 .00 .00		
03/29/19	FLORIDA CMNTY B	CD	CD FLORIDA CMNTY BK-NA ██████████	03/29/18	250,000.00 .00 .00	250,000.00 .00 .00	2.05000 .00000	E D 360
			FUNDING:	1051	250,000.00			
08/02/19	VINING SPARKS	GA	FARMER MAC BOND COMPASS BANK ██████████	08/02/17 02/02/18	10,000,000.00 .00 .00	10,000,000.00 .00 .00	1.45000 1.45000	S P 180
			FUNDING:	3132XOVK	10,000,000.00			
01/17/20	VINING SPARKS-3	GD	FARMER MAC ██████████	01/17/18 07/17/18	9,996,674.47 .00 .00	10,000,000.00 99.97 .00	2.01500 2.00000	Q D 360
			FUNDING:	FAMC	9,996,674.47			
03/27/20	FHLB	GD	FEDERAL HOME LOAN BANK COMPASS ██████████	03/27/18 09/27/18	1,550,000.00 .00 .00	1,550,000.00 .00 .00	2.42000 2.42000	S D 180
			FUNDING:	1051	1,550,000.00			
TOTAL REPORT					211,667,910.46 .00 228,481.16	211,752,635.46 199.43 .00		

MONTGOMERY COUNTY
INVESTMENTS BY MATURITY DATE
MARCH 31, 2018

MATURITY DATE	INVESTMENT ID	TYPE	DESCRIPTION INSTITUTION SECURITY NUMBER	PURCHASE SOLD 1ST PAY	PURCHASE AMOUNT SALE AMOUNT POSTED INTEREST	FACE VALUE DISCOUNT/PREMIUM ACCRUED INTEREST	YIELD COUPON INT DATE	FREQ BASIS DAYS
---------------	---------------	------	---	-----------------------------	---	--	-----------------------------	-----------------------

All Texas Counties and their investment of public fundas are governed by the Texas Public Funds Act, as per Chapter 2256 of the Government Code. In Montgomery County the County Treasurer serves as the Investment Officer as approved by the Commissioner's Court. The investment portfolio of Montgomery County complies with the investment strategy expressed in Montgomery County's investment policy as well as all relevant provisions of the Texas Public Funds Investment Act

Signed: Stephanne Davenport Date: 4-3-18
Stephanne Davenport, County Treasurer


**Interest by Month for Direct Investments, MM Funds and Pools
and General Fund Account 62080 and 323170 - October 2017 thru September 2018**

	MM Funds & Pools	INTEREST DIRECT INVEST.	Mo.Total Invest. Int	Avg. Coll Bal. 8080	Acc 8080 Int.	Avg. Coll Bal.3170	Acc #3170	Int	MO. BANK TOTALS	INTEREST MONTH TOTALS	
Oct 2017	196,857.35	0.00	196,857.35	1,914,600.24	2,097.59	1.30%	20,783,188.80	22,765.00	1.30%	24,862.59	221,719.94
Nov 2017	178,171.76	0.00	178,171.76	227,277.65	248.45	1.34%	17,997,570.05	19,674.06	1.34%	19,922.51	198,094.27
Dec 2017	186,578.44	250,000.00	436,578.44	2,372,844.63	3,002.79	1.50%	39,109,347.71	49,492.08	1.50%	52,494.87	489,073.31
Quarter Total	561,607.55	250,000.00	811,607.55		5,348.83			91,931.14		97,279.97	908,887.52
Jan 2018	197,675.15	0.00	197,675.15	1,228,239.15	1,642.37	1.59%	130,990,851.52	175,513.84	1.59%	177,156.21	374,831.36
Feb 2018	186,576.85	72,500.00	259,076.85	736,313.94	943.29	1.68%	165,178,260.42	211,609.19	1.68%	212,552.48	471,629.33
Mar 2018	228,481.16	37,916.70	266,397.86	945,208.97	1,453.03	1.83%	145,622,818.12	223,860.17	1.83%	225,313.20	491,711.06
Quarter Total	612,733.16	110,416.70	723,149.86		4,038.69			610,983.20		615,021.89	1,338,171.75
YTD Total	1,174,340.71	360,416.70	1,534,757.41		9,387.52			702,914.34		712,301.86	2,247,059.27
Apr 2018	0.00	0.00	0.00	0.00	0.00	0.00%	0.00	0.00	0.00%	0.00	0.00
May 2018	0.00	0.00	0.00	0.00	0.00	0.00%	0.00	0.00	0.00%	0.00	0.00
June 2018	0.00	0.00	0.00	0.00	0.00	0.00%	0.00	0.00	0.00%	0.00	0.00
Quarter Total	0.00	0.00	0.00		0.00			0.00		0.00	0.00
YTD Total	1,174,340.71	360,416.70	1,534,757.41		9,387.52			702,914.34		712,301.86	2,247,059.27
July 2018	0.00	193,750.00	193,750.00	0.00	0.00	0.00%	0.00	0.00	0.00%	0.00	193,750.00
Aug 2018	0.00	72,500.00	72,500.00	0.00	0.00	0.00%	0.00	0.00	0.00%	0.00	72,500.00
Sep 2018	0.00	45,500.00	45,500.00	0.00	0.00	0.00%	0.00	0.00	0.00%	0.00	45,500.00
Quarter Total	0.00	311,750.00	311,750.00		0.00			0.00		0.00	311,750.00
YTD Total	1,174,340.71	672,166.70	1,846,507.41		9,387.52			702,914.34		712,301.86	2,558,809.27

Montgomery County Direct Investments

Date Settled	Maturity or Coupon		Acct	Disc or Coupon		Type	Price	Direct Investment Coupons and Maturities - 2018/2020		Coupon Pmt Amount	Coupon Par	Total Coupons and Par	Interest Earned	
	Pmt. Date	From		Rate	YTM			Accrued Paid	Total Payment					
8/2/2017	2/2/2018	Vining	3132XOVK4	1.45	1.45	FAMCA		\$0.00		\$72,500.00				
	8/2/2018	Vining	3132XOVK4	1.45	1.45	FAMCA		\$0.00		\$72,500.00				
	2/2/2019	Vining	3132XOVK4	1.45	1.45	FAMCA		\$0.00		\$72,500.00			\$ -	
	8/2/2019	Vining	3132XOVK4	1.45	1.45	FAMCA	\$10,000,000.00	\$0.00	\$10,000,000.00	\$72,500.00	\$10,000,000.00	\$10,290,000.00	\$ 290,000.00	
8/4/2017	9/4/2017	Raymon	3133EHTM5							\$7,583.30				
	3/4/2018	Raymon	3133EHTM5							\$37,916.70				
	9/4/2018	Raymon	3133EHTM5	1.30	1.30	FAMCA	\$ 7,000,000.00	\$ -	\$ 7,000,000.00	\$ 45,500.00	\$ 7,000,000.00	\$ 7,091,000.00	\$ 91,000.00	
1/16/2018	7/16/2018	Vining	3130AAE46	1.25	1.8	FHLB	\$ 14,918,600.53	\$ -	\$14,918,600.53	\$ 93,750.00				
	1/16/2019	Vining	3130AAE46							\$ 93,750.00	\$15,000,000.00	\$ 15,187,500.00	\$ 268,899.47	
1/17/2018	7/17/2018	Vining	3132XOE72	2	2.015	FAMC	\$ 9,996,674.47	\$ -	\$ 9,996,674.47	\$ 100,000.00	\$ -	\$ -	\$ -	
	1/17/2019									\$ 100,000.00				
	7/17/2019									\$ 100,000.00				
	1/17/2020									\$ 100,000.00	\$10,000,000.00	\$ 10,400,000.00	\$ 403,325.53	
3/27/2018	9/27/2018	Raymon	3130ADU34	2.42	2.42	FHLB	\$ 1,550,000.00		\$ 1,550,000.00	\$ 18,756.00				
	3/27/2019									\$ 18,756.00				
	9/27/2019									\$ 18,756.00				
Qtrly call	3/27/2020									\$ 18,756.00	\$ 1,550,000.00	\$ 1,625,024.00	\$ 75,024.00	
								\$ 43,465,275.00	\$ -	\$43,465,275.00	\$1,043,524.00	\$43,550,000.00	\$ 44,593,524.00	\$ 1,128,249.00
								Paid		Cost	Coupons	Par received	Return	Int Earned
								Interest Earned Return - Cost =						
								\$ 1,128,249.00						

Bold dates are maturity dates



CD's							
Barclays Bank Delaware CD	\$250,000.00	\$0.00	\$250,000.00	Pacific Western Bk LA CA	\$250,000.00	\$0.00	\$250,000.00
First NB &TC Vinita OK	\$250,000.00	\$0.00	\$250,000.00	Safra Ntl. Bk of NY NY	\$250,000.00	\$0.00	\$250,000.00
BNY Mellon Ntl. Bk	\$250,000.00	\$0.00	\$250,000.00	Metro City Bk, Doraville GA	\$250,000.00	\$0.00	\$250,000.00
Busey Bk - Ill. - CD	\$250,000.00	\$0.00	\$250,000.00	Western Alliance Bk--CD	\$250,000.00	\$0.00	\$250,000.00
Huntington Ntl - CD	\$250,000.00	\$0.00	\$250,000.00	Wex Bank - CD	\$250,000.00	\$0.00	\$250,000.00
First Ntl. Bk - DA= CD	\$250,000.00	\$0.00	\$250,000.00	BNB Bk- Bridgetown- CD	\$250,000.00	\$0.00	\$250,000.00
Pinnacle Bk- Nashville-CD	\$250,000.00	\$0.00	\$250,000.00	Parkway Bk & TR- CD	\$250,000.00	\$0.00	\$250,000.00
Discover Bk Greenwood DE	\$250,000.00	\$0.00	\$250,000.00	Florida Cmnty Bk- CD	\$250,000.00	\$0.00	\$250,000.00
Goldman Sachs Bk NY	\$250,000.00	\$0.00	\$250,000.00	Farmers & Merchants Banc	\$250,000.00	\$0.00	\$250,000.00
Total CD's			\$2,250,000.00	Total CD's			\$2,250,000.00

**INVESTMENTS BY QUARTER 10/17-09/18
Annual Report as of February 21, 2018**

		Int. Rate	TOTAL	
AIM FUNDS	MUTUAL FUNDS	0.93	\$3,218,781.93	1.52%
BLACKROCK	MUTUAL FUNDS	0.95	\$3,445,495.49	1.63%
ICT	MUTUAL FUNDS	0.95	\$604,545.30	0.29%
FICA	MM FUNDS	0.87	\$13,477,219.68	6.37%
Various Banks	CD's	2.03	\$15,868,648.57	7.50%
LONE STAR	POOL	1.0299	\$405,200.71	0.19%
LOGIC	POOL	1.2936	\$116,111,260.39	54.86%
TEXPOOL	POOL	1.04	\$1,132,068.89	0.53%
TEXSTAR	POOL	1.0632	\$3,667,512.89	1.73%
TEXAS CLASS	POOL	1.2951	\$10,271,901.61	4.85%
DIRECT INVEST	GOVT. SECURITIES		\$43,465,275.00	20.53%
			\$211,667,910.46	100.00%

**TOTAL INTERE TOTAL INVESTMENTS
10/2017-09/2 10/2017-09/2018**

1,174,340.71	211,667,910.46	
	11,368,648.57	Chase CD
	\$2,000,000.00	Other CD's
	\$198,299,261.89	
		Coded to Cash
		Coded to Cash

INVESTMENTS BY QUARTER 10/17-09/18
Annual Report

FICA-DEBT SERV-113871	Principal	Interest	Balance
9/30/2017 Bal fwd	665886.91	64727.09	730,614.00
10/31/2017 Oct/17 int	0	558.47	731,172.47
11/30/2017 Nov/17 int	0	540.87	731,713.34
12/31/2017 Dec/17 Int	0	608.43	732,321.77
First Quarter 12/31/17	0.00	1,707.77	
	665,886.91	66,434.86	732,321.77
1/31/2018 Jan/18 int	0	715.27	733,037.04
2/28/2018 Feb/18 Int	0.00	646.68	733,683.72
3/31/2018 Mar/18 Int	0	759.82	734,443.54
Second quarter 03/31/18	0.00	2,121.77	736,565.31
Total Qtr 1 and Qtr 2	665,886.91	68,556.63	734,443.54
4/30/2018 Apr/18 Int	0	0	734,443.54
5/31/2018 May 18 Int	0	0	734,443.54
6/30/2018 June 18 Int	0	0	734,443.54
Third Quarter 06/30/18	0.00	0.00	734,443.54
Total Qtr 1, 2 3	665,886.91	68,556.63	734,443.54
7/31/2018 Jul 18 Int	0	0	734,443.54
8/31/2018 Aug 18 Int	0	0	734,443.54
9/30/2018 Sep 18 Int	0	0	734,443.54
Fourth Quarter 09/30/18	0.00	0.00	734,443.54
TOTAL FOR YEAR 10/17-09/18	665,886.91	68,556.63	734,443.54
TOTAL INTEREST THIS YEAR	2017/2018	3,829.54	

FICA-GEN. FUND-113871	Principal	Interest	Balance
9/30/2017 Bal fwd	12,500,000.00	176,332.94	12,676,332.94
10/31/2017 Oct/17 int	0	9689.59	12,686,022.53
11/30/2017 Nov/17 int	0	9384.18	12,695,406.71
12/31/2017 Dec/17 Int	0	10556.32	12,705,963.03
First Quarter 12/31/17	0.00	29,630.09	
	12,500,000.00	205,963.03	12,705,963.03
1/31/2018 Jan/18 int	0	12410.08	12,718,373.11
2/28/2018 Feb/18 Int	0	11220.05	12,729,593.16
3/31/2018 Mar/18 Int	0	13182.98	12,742,776.14
Second quarter 03/31/18	0.00	36,813.11	12,779,589.25
Total Qtr 1 and Qtr 2	12,500,000.00	242,776.14	12,742,776.14
4/30/2018 Apr/18 Int	0	0	12,742,776.14
5/31/2018 May 18 Int	0	0	12,742,776.14
6/30/2018 June 18 Int	0	0	12,742,776.14
Third Quarter 06/30/18	0.00	0.00	12,742,776.14
Total Qtr 1, 2 3	12,500,000.00	242,776.14	12,742,776.14
7/31/2018 Jul 18 Int	0	0	12,742,776.14
8/31/2018 Aug 18 Int	0	0	12,742,776.14
9/30/2018 Sep 18 Int	0	0	12,742,776.14
Fourth Quarter 09/30/18	0.00	0.00	12,742,776.14
TOTAL FOR YEAR 10/17-09/18	12,500,000.00	242,776.14	12,742,776.14
TOTAL INTEREST THIS YEAR	2017/2018	66,443.20	

DIRECT INVESTMENTS	Principal	Interest	Balance
COASTAL SEC matured	\$0.00	\$0.00	\$0.00
VINING SPARKS	\$10,000,000.00	\$0.00	\$10,000,000.00
Raymond James	\$7,000,000.00	\$0.00	\$7,000,000.00
Raymond James- FHLB	\$1,550,000.00	\$0.00	\$1,550,000.00
Vining Sparks - FHLB	\$14,918,600.53	\$0.00	\$14,918,600.53
Vining Sparks- FAMC	\$9,996,674.47	\$0.00	\$9,996,674.47

INVESTMENTS BY QUARTER 10/17-09/18
Annual Report

LOGIC- ADULT. SERV- 558004	Principal	Interest	Balance
9/30/2017 Bal fwd	1,377,123.47	22,620.86	1,399,744.33
10/31/2017 Oct/17 int	0.00	1,526.94	1,401,271.27
11/30/2017 Nov/17 int	0.00	1,487.23	1,402,758.50
12/31/2017 Dec/17 Int	0.00	1,642.17	1,404,400.67
First Quarter 12/31/17	0.00	4,656.34	
	1,377,123.47	27,277.20	1,404,400.67
1/31/2018 Jan/18 int	0.00	1,815.89	1,406,216.56
2/28/2018 Feb/18 Int	0.00	1,714.94	1,407,931.50
3/31/2018 Mar/18 Int	0.00	2,060.08	1,409,991.58
Second quarter 03/31/18	0.00	5,590.91	
Total Qtr 1 and Qtr 2	1,377,123.47	32,868.11	1,409,991.58
4/30/2018 Apr/18 Int	0.00	0.00	1,409,991.58
5/31/2018 May 18 Int	0.00	0.00	1,409,991.58
6/30/2018 June 18 Int	0.00	0.00	1,409,991.58
Third Quarter 06/30/18	0.00	0.00	
Total Qtr 1, 2 3	1,377,123.47	32,868.11	1,409,991.58
7/31/2018 Jul 18 Int	0.00	0.00	1,409,991.58
8/31/2018 Aug 18 Int	0.00	0.00	1,409,991.58
9/30/2018 Sep 18 Int	0.00	0.00	1,409,991.58
Fourth Quarter 09/30/18	0.00	0.00	
TOTAL FOR YEAR 10/17-09/18	1,377,123.47	32,868.11	1,409,991.58
TOTAL INTEREST THIS YEAR	2017/2018	10,247.25	

LOGIC- 2016A-558006	Principal	Interest	Balance
9/30/2017 Bal fwd	68,577,473.58	611,177.92	69,188,651.50
10/31/2017 Oct/17 int	0.00	75,476.96	69,264,128.46
11/30/2017 Nov/17 int	0.00	73,513.56	69,337,642.02
12/31/2017 Dec/17 Int	-3,353,000.00	79,463.03	66,064,105.05
First Quarter 12/31/17	-3,353,000.00	228,453.55	
	65,224,473.58	839,631.47	66,064,105.05
1/31/2018 Jan/18 int	0.00	85,419.72	66,149,524.77
2/28/2018 Feb/18 Int	0.00	80,672.79	66,230,197.56
3/31/2018 Mar/18 Int	0.00	96,908.09	66,327,105.65
Second quarter 03/31/18	0.00	263,000.60	
Total Qtr 1 and Qtr 2	65,224,473.58	1,102,632.07	66,327,105.65
4/30/2018 Apr/18 Int	0.00	0.00	66,327,105.65
5/31/2018 May 18 Int	0.00	0.00	66,327,105.65
6/30/2018 June 18 Int	0.00	0.00	66,327,105.65
Third Quarter 06/30/18	0.00	0.00	
Total Qtr 1, 2 3	65,224,473.58	1,102,632.07	66,327,105.65
7/31/2018 Jul 18 Int	0.00	0.00	66,327,105.65
8/31/2018 Aug 18 Int	0.00	0.00	66,327,105.65
9/30/2018 Sep 18 Int	0.00	0.00	66,327,105.65
Fourth Quarter 09/30/18	0.00	0.00	
TOTAL FOR YEAR 10/17-09/18	65,224,473.58	1,102,632.07	66,327,105.65
TOTAL INTEREST THIS YEAR	2017/2018	491,454.15	

INVESTMENTS BY QUARTER 10/17-09/18
Annual Report

LOGIC- ROAD & BRIDGE-558003	Principal	Interest	Balance
9/30/2017 Bal fwd	12,885,000.00	352,571.39	13,237,571.39
10/31/2017 Oct/17 int	0.00	14,440.69	13,252,012.08
11/30/2017 Nov/17 int	0.00	14,065.05	13,266,077.13
12/31/2017 Dec/17 Int	0.00	15,530.10	13,281,607.23
First Quarter 12/31/17	0.00	44,035.84	
	12,885,000.00	396,607.23	13,281,607.23
1/31/2018 Jan/18 int	0.00	17,172.90	13,298,780.13
2/28/2018 Feb/18 Int	0.00	16,218.55	13,314,998.68
3/31/2018 Mar/18 Int	0.00	19,482.51	13,334,481.19
Second quarter 03/31/18	0.00	52,873.96	
Total Qtr 1 and Qtr 2	12,885,000.00	449,481.19	13,334,481.19
4/30/2018 Apr/18 Int	0.00	0.00	13,334,481.19
5/31/2018 May 18 Int	0.00	0.00	13,334,481.19
6/30/2018 June 18 Int	0.00	0.00	13,334,481.19
Third Quarter 06/30/18	0.00	0.00	
Total Qtr 1, 2 3	12,885,000.00	449,481.19	13,334,481.19
7/31/2018 Jul 18 Int	0.00	0.00	13,334,481.19
8/31/2018 Aug 18 Int	0.00	0.00	13,334,481.19
9/30/2018 Sep 18 Int	0.00	0.00	13,334,481.19
Fourth Quarter 09/30/18	0.00	0.00	
TOTAL FOR YEAR 10/17-09/18	12,885,000.00	449,481.19	13,334,481.19
TOTAL INTEREST THIS YEAR	2017/2018	96,909.80	

LOGIC-2016- 558005	Principal	Interest	Balance
9/30/2017 Bal fwd	31,412,000.00	691,054.61	32,103,054.61
10/31/2017 Oct/17 int	0.00	35,020.78	32,138,075.39
11/30/2017 Nov/17 int	0.00	34,109.77	32,172,185.16
12/31/2017 Dec/17 Int	-8,441,000.00	33,363.33	23,764,548.49
First Quarter 12/31/17	-8,441,000.00	102,493.88	
	22,971,000.00	793,548.49	23,764,548.49
1/31/2018 Jan/18 int	0.00	30,726.95	23,795,275.44
2/28/2018 Feb/18 Int	0.00	29,019.57	23,824,295.01
3/31/2018 Mar/18 Int	0.00	34,859.73	23,859,154.74
Second quarter 03/31/18	0.00	94,606.25	
Total Qtr 1 and Qtr 2	22,971,000.00	888,154.74	23,859,154.74
4/30/2018 Apr/18 Int	0.00	0.00	23,859,154.74
5/31/2018 May 18 Int	0.00	0.00	23,859,154.74
6/30/2018 June 18 Int	0.00	0.00	23,859,154.74
Third Quarter 06/30/18	0.00	0.00	
Total Qtr 1, 2 3	22,971,000.00	888,154.74	23,859,154.74
7/31/2018 Jul 18 Int	0.00	0.00	23,859,154.74
8/31/2018 Aug 18 Int	0.00	0.00	23,859,154.74
9/30/2018 Sep 18 Int	0.00	0.00	23,859,154.74
Fourth Quarter 09/30/18	0.00	0.00	
TOTAL FOR YEAR 10/17-09/18	22,971,000.00	888,154.74	23,859,154.74
TOTAL INTEREST THIS YEAR	2017/2018	197,100.13	

**INVESTMENTS BY QUARTER 10/17-09/18
Annual Report**

LOGIC 2012a-558001	Principal	Interest	Balance
9/30/2017 Bal fwd	502,000.00	48,167.84	550,167.84
10/31/2017 Oct/17 int	0.00	600.15	550,767.99
11/30/2017 Nov/17 int	0.00	584.54	551,352.53
12/31/2017 Dec/17 Int	0.00	645.45	551,997.98
First Quarter 12/31/17	0.00	1,830.14	
	502,000.00	49,997.98	551,997.98
1/31/2018 Jan/18 int	0.00	713.74	552,711.72
2/28/2018 Feb/18 Int	0.00	674.06	553,385.78
3/31/2018 Mar/18 Int	0.00	809.72	554,195.50
Second quarter 03/31/18	0.00	2,197.52	
Total Qtr 1 and Qtr 2	502,000.00	52,195.50	554,195.50
4/30/2018 Apr/18 Int	0.00	0.00	554,195.50
5/31/2018 May 18 Int	0.00	0.00	554,195.50
6/30/2018 June 18 Int	0.00	0.00	554,195.50
Third Quarter 06/30/18	0.00	0.00	
Total Qtr 1, 2 3	502,000.00	52,195.50	554,195.50
7/31/2018 Jul 18 Int	0.00	0.00	554,195.50
8/31/2018 Aug 18 Int	0.00	0.00	554,195.50
9/30/2018 Sep 18 Int	0.00	0.00	554,195.50
Fourth Quarter 09/30/18	0.00	0.00	
TOTAL FOR YEAR 10/17-09/18	502,000.00	52,195.50	554,195.50
TOTAL INTEREST THIS YEAR	2017/2018	4,027.66	

LOGIC-GEN. FUND -558002	Principal	Interest	Balance
9/30/2017 Bal fwd	19,772,461.02	769,431.59	20,541,892.61
10/31/2017 Oct/17 int	-5,000,000.00	17,481.83	15,559,374.44
11/30/2017 Nov/17 int	-5,000,000.00	12,445.71	10,571,820.15
12/31/2017 Dec/17 Int	0.00	12,376.02	10,584,196.17
First Quarter 12/31/17	-10,000,000.00	42,303.56	
	9,772,461.02	811,735.15	10,584,196.17
1/31/2018 Jan/18 int	0.00	13,685.18	10,597,881.35
2/28/2018 Feb/18 Int	0.00	12,924.65	10,610,806.00
3/31/2018 Mar/18 Int	0.00	15,525.73	10,626,331.73
Second quarter 03/31/18	0.00	42,135.56	
Total Qtr 1 and Qtr 2	9,772,461.02	853,870.71	10,626,331.73
4/30/2018 Apr/18 Int	0.00	0.00	10,626,331.73
5/31/2018 May 18 Int	0.00	0.00	10,626,331.73
6/30/2018 June 18 Int	0.00	0.00	10,626,331.73
Third Quarter 06/30/18	0.00	0.00	
Total Qtr 1, 2 3	9,772,461.02	853,870.71	10,626,331.73
7/31/2018 Jul 18 Int	0.00	0.00	10,626,331.73
8/31/2018 Aug 18 Int	0.00	0.00	10,626,331.73
9/30/2018 Sep 18 Int	0.00	0.00	10,626,331.73
Fourth Quarter 09/30/18	0.00	0.00	
TOTAL FOR YEAR 10/17-09/18	9,772,461.02	853,870.71	10,626,331.73
TOTAL INTEREST THIS YEAR	2017/2018	84,439.12	

INVESTMENTS BY QUARTER 10/17-09/18
Annual Report

TEX POOL DEBT SERVICE- 600004	Principal	Interest	Balance
9/30/2017 Bal fwd	525,000.00	30,236.04	555,236.04
10/31/2017 Oct/17 int	0.00	486.58	555,722.62
11/30/2017 Nov/17 int	0.00	479.89	556,202.51
12/31/2017 Dec/17 Int	0.00	555.74	556,758.25
First Quarter 12/31/17	0.00	1,522.21	
	525,000.00	31,758.25	556,758.25
1/31/2018 Jan/18 int	0.00	614.17	557,372.42
2/28/2018 Feb/18 Int	0.00	574.56	557,946.98
3/31/2018 Mar/18 Int	0.00	718.18	558,665.16
Second quarter 03/31/18	0.00	1,906.91	
Total Qtr 1 and Qtr 2	525,000.00	33,665.16	558,665.16
4/30/2018 Apr/18 Int	0.00	0.00	558,665.16
5/31/2018 May 18 Int	0.00	0.00	558,665.16
6/30/2018 June 18 Int	0.00	0.00	558,665.16
Third Quarter 06/30/18	0.00	0.00	
Total Qtr 1, 2 3	525,000.00	33,665.16	558,665.16
7/31/2018 Jul 18 Int	0.00	0.00	558,665.16
8/31/2018 Aug 18 Int	0.00	0.00	558,665.16
9/30/2018 Sep 18 Int	0.00	0.00	558,665.16
Fourth Quarter 09/30/18	0.00	0.00	
TOTAL FOR YEAR 10/17-09/18	525,000.00	33,665.16	558,665.16
TOTAL INTEREST THIS YEAR	2017/2018	3,429.12	

TEXAS CLASS-01-0312-2001	Principal	Interest	Balance
9/30/2017 Bal fwd	26,134,122.22	1,047,477.11	27,181,599.33
10/31/2017 Oct/17 int	-7,000,000.00	23,298.77	20,204,898.10
11/30/2017 Nov/17 int	-10,000,000.00	13,372.20	10,218,270.30
12/31/2017 Dec/17 Int	0.00	12,178.98	10,230,449.28
First Quarter 12/31/17	-17,000,000.00	48,849.95	
	9,134,122.22	1,096,327.06	10,230,449.28
1/31/2018 Jan/18 int	0.00	13,492.93	10,243,942.21
2/28/2018 Feb/18 Int	0.00	12,719.05	10,256,661.26
3/31/2018 Mar/18 Int	0.00	15,240.35	10,271,901.61
Second quarter 03/31/18	0.00	41,452.33	
Total Qtr 1 and Qtr 2	9,134,122.22	1,137,779.39	10,271,901.61
4/30/2018 Apr/18 Int	0.00	0.00	10,271,901.61
5/31/2018 May 18 Int	0.00	0.00	10,271,901.61
6/30/2018 June 18 Int	0.00	0.00	10,271,901.61
Third Quarter 06/30/18	0.00	0.00	
Total Qtr 1, 2 3	9,134,122.22	1,137,779.39	10,271,901.61
7/31/2018 Jul 18 Int	0.00	0.00	10,271,901.61
8/31/2018 Aug 18 Int	0.00	0.00	10,271,901.61
9/30/2018 Sep 18 Int	0.00	0.00	10,271,901.61
Fourth Quarter 09/30/18	0.00	0.00	
TOTAL FOR YEAR 10/17-09/18	9,134,122.22	1,137,779.39	10,271,901.61
TOTAL INTEREST THIS YEAR	2017/2018	90,302.28	

**INVESTMENTS BY QUARTER 10/17-09/18
Annual Report**

TEX POOL ELECTIONS- 600003	Principal	Interest	Balance
9/30/2017 Bal fwd	450,000.00	13,733.39	463,733.39
10/31/2017 Oct/17 int	0.00	406.40	464,139.79
11/30/2017 Nov/17 int	0.00	400.80	464,540.59
12/31/2017 Dec/17 Int	0.00	464.18	465,004.77
First Quarter 12/31/17	0.00	1,271.38	
	450,000.00	15,004.77	465,004.77
1/31/2018 Jan/18 int	0.00	512.98	465,517.75
2/28/2018 Feb/18 Int	0.00	479.88	465,997.63
3/31/2018 Mar/18 Int	0.00	599.81	466,597.44
Second quarter 03/31/18	0.00	1,592.67	
Total Qtr 1 and Qtr 2	450,000.00	16,597.44	466,597.44
4/30/2018 Apr/18 Int	0.00	0.00	466,597.44
5/31/2018 May 18 Int	0.00	0.00	466,597.44
6/30/2018 June 18 Int	0.00	0.00	466,597.44
Third Quarter 06/30/18	0.00	0.00	
Total Qtr 1, 2 3	450,000.00	16,597.44	466,597.44
7/31/2018 Jul 18 Int	0.00	0.00	466,597.44
8/31/2018 Aug 18 Int	0.00	0.00	466,597.44
9/30/2018 Sep 18 Int	0.00	0.00	466,597.44
Fourth Quarter 09/30/18	0.00	0.00	
TOTAL FOR YEAR 10/17-09/18	450,000.00	16,597.44	466,597.44
TOTAL INTEREST THIS YEAR	2017/2018	2,864.05	

TEX POOL GENERAL - 600004	Principal	Interest	Balance
9/30/2017 Bal fwd	93,289.59	648.23	93,937.82
10/31/2017 Oct/17 int	0.00	82.36	94,020.18
11/30/2017 Nov/17 int	0.00	81.18	94,101.36
12/31/2017 Dec/17 Int	0.00	94.03	94,195.39
First Quarter 12/31/17	0.00	257.57	
	93,289.59	905.80	94,195.39
1/31/2018 Jan/18 int	0.00	103.88	94,299.27
2/28/2018 Feb/18 Int	0.00	97.24	94,396.51
3/31/2018 Mar/18 Int	0.00	121.49	94,518.00
Second quarter 03/31/18	0.00	322.61	
Total Qtr 1 and Qtr 2	93,289.59	1,228.41	94,518.00
4/30/2018 Apr/18 Int	0.00	0.00	94,518.00
5/31/2018 May 18 Int	0.00	0.00	94,518.00
6/30/2018 June 18 Int	0.00	0.00	94,518.00
Third Quarter 06/30/18	0.00	0.00	
Total Qtr 1, 2 3	93,289.59	1,228.41	94,518.00
7/31/2018 Jul 18 Int	0.00	0.00	94,518.00
8/31/2018 Aug 18 Int	0.00	0.00	94,518.00
9/30/2018 Sep 18 Int	0.00	0.00	94,518.00
Fourth Quarter 09/30/18	0.00	0.00	
TOTAL FOR YEAR 10/17-09/18	93,289.59	1,228.41	94,518.00
TOTAL INTEREST THIS YEAR	2017/2018	580.18	

**INVESTMENTS BY QUARTER 10/17-09/18
Annual Report**

TEX STAR INVEST - 17022-1331-001	Principal	Interest	Balance
9/30/2017 Bal fwd	3,544,306.78	100,642.72	3,644,949.50
10/31/2017 Oct/17 int	0.00	3,244.92	3,648,194.42
11/30/2017 Nov/17 int	0.00	3,206.95	3,651,401.37
12/31/2017 Dec/17 Int	0.00	3,647.73	3,655,049.10
First Quarter 12/31/17	0.00	10,099.60	
	3,544,306.78	110,742.32	3,655,049.10
1/31/2018 Jan/18 int	0.00	4,004.46	3,659,053.56
2/28/2018 Feb/18 Int	0.00	3,794.52	3,662,848.08
3/31/2018 Mar/18 Int	0.00	4,664.81	3,667,512.89
Second quarter 03/31/18	0.00	12,463.79	
Total Qtr 1 and Qtr 2	3,544,306.78	123,206.11	3,667,512.89
4/30/2018 Apr/18 Int	0.00	0.00	3,667,512.89
5/31/2018 May 18 Int	0.00	0.00	3,667,512.89
6/30/2018 June 18 Int	0.00	0.00	3,667,512.89
Third Quarter 06/30/18	0.00	0.00	
Total Qtr 1, 2 3	3,544,306.78	123,206.11	3,667,512.89
7/31/2018 Jul 18 Int	0.00	0.00	3,667,512.89
8/31/2018 Aug 18 Int	0.00	0.00	3,667,512.89
9/30/2018 Sep 18 Int	0.00	0.00	3,667,512.89
Fourth Quarter 09/30/18	0.00	0.00	
TOTAL FOR YEAR 10/17-09/18	3,544,306.78	123,206.11	3,667,512.89
TOTAL INTEREST THIS YEAR 2017/2018		22,563.39	

TEX POOL BAIL BOND- 600002	Principal	Interest	Balance
9/30/2017 Bal fwd	12,128.44	84.44	12,212.88
10/31/2017 Oct/17 int	0.00	10.71	12,223.59
11/30/2017 Nov/17 int	0.00	10.57	12,234.16
12/31/2017 Dec/17 Int	0.00	12.23	12,246.39
First Quarter 12/31/17	0.00	33.51	
	12,128.44	117.95	12,246.39
1/31/2018 Jan/18 int	0.00	13.49	12,259.88
2/28/2018 Feb/18 Int	0.00	12.62	12,272.50
3/31/2018 Mar/18 Int	0.00	15.79	12,288.29
Second quarter 03/31/18	0.00	41.90	
Total Qtr 1 and Qtr 2	12,128.44	159.85	12,288.29
4/30/2018 Apr/18 Int	0.00	0.00	12,288.29
5/31/2018 May 18 Int	0.00	0.00	12,288.29
6/30/2018 June 18 Int	0.00	0.00	12,288.29
Third Quarter 06/30/18	0.00	0.00	
Total Qtr 1, 2 3	12,128.44	159.85	12,288.29
7/31/2018 Jul 18 Int	0.00	0.00	12,288.29
8/31/2018 Aug 18 Int	0.00	0.00	12,288.29
9/30/2018 Sep 18 Int	0.00	0.00	12,288.29
Fourth Quarter 09/30/18	0.00	0.00	
TOTAL FOR YEAR 10/17-09/18	12,128.44	159.85	12,288.29
TOTAL INTEREST THIS YEAR 2017/2018		75.41	

**INVESTMENTS BY QUARTER 10/17-09/18
Annual Report**

LONE STAR INVEST - 170275	Principal	Interest	Balance
9/30/2017 Bal fwd	270,441.06	132,294.11	402,735.17
10/31/2017 Oct/17 int	0.00	350.42	403,085.59
11/30/2017 Nov/17 int	0.00	346.15	403,431.74
12/31/2017 Dec/17 Int	0.00	400.23	403,831.97
First Quarter 12/31/17	0.00	1,096.80	
	270,441.06	133,390.91	403,831.97
1/31/2018 Jan/18 int	0.00	441.73	404,273.70
2/28/2018 Feb/18 Int	0.00	413.17	404,686.87
3/31/2018 Mar/18 Int	0.00	513.84	405,200.71
Second quarter 03/31/18	0.00	1,368.74	
Total Qtr 1 and Qtr 2	270,441.06	134,759.65	405,200.71
4/30/2018 Apr/18 Int	0.00	0.00	405,200.71
5/31/2018 May 18 Int	0.00	0.00	405,200.71
6/30/2018 June 18 Int	0.00	0.00	405,200.71
Third Quarter 06/30/18	0.00	0.00	
Total Qtr 1, 2 3	270,441.06	134,759.65	405,200.71
7/31/2018 Jul 18 Int	0.00	0.00	405,200.71
8/31/2018 Aug 18 Int	0.00	0.00	405,200.71
9/30/2018 Sep 18 Int	0.00	0.00	405,200.71
Fourth Quarter 09/30/18	0.00	0.00	
TOTAL FOR YEAR 10/17-09/18	270,441.06	134,759.65	405,200.71
TOTAL INTEREST THIS YEAR	2017/2018	2,465.54	

Chase - Acct 1300	Principal	Interest	Balance
9/30/2017 Bal fwd	11,102,265.25	210,020.30	11,312,285.55
10/31/2017 Oct/17 int	0.00	8,389.95	11,320,675.50
11/30/2017 Nov/17 int	0.00	8,396.17	11,329,071.67
12/31/2017 Dec/17 Int	0.00	8,402.39	11,337,474.06
First Quarter 12/31/17	0.00	25,188.51	
	11,102,265.25	235,208.81	11,337,474.06
1/31/2018 Jan/18 int	0.00	8,408.63	11,345,882.69
2/28/2018 Feb/18 Int	0.00	8,414.86	11,354,297.55
3/31/2018 Mar/18 Int	0.00	14,351.02	11,368,648.57
Second quarter 03/31/18	0.00	31,174.51	
Total Qtr 1 and Qtr 2	11,102,265.25	266,383.32	11,368,648.57
4/30/2018 Apr/18 Int	0.00	0.00	11,368,648.57
5/31/2018 May 18 Int	0.00	0.00	11,368,648.57
6/30/2018 June 18 Int	0.00	0.00	11,368,648.57
Third Quarter 06/30/18	0.00	0.00	
Total Qtr 1, 2 3	11,102,265.25	266,383.32	11,368,648.57
7/31/2018 Jul 18 Int	0.00	0.00	11,368,648.57
8/31/2018 Aug 18 Int	0.00	0.00	11,368,648.57
9/30/2018 Sep 18 Int	0.00	0.00	11,368,648.57
Fourth Quarter 09/30/18	0.00	0.00	
TOTAL FOR YEAR 10/17-09/18	11,102,265.25	266,383.32	11,368,648.57
TOTAL INTEREST THIS YEAR	2017/2018	56,363.02	

**CD PURCHASED 3/03/17
16213**

INVESTMENTS BY QUARTER 10/17-09/18
Annual Report

BLACKROCK-16903-COMBO	Principal	Interest	Balance
9/30/2017 Bal fwd	2,430,942.75	1,048,899.25	3,479,842.00
10/31/2017 Oct/17 int	0.00	2,774.10	3,482,616.10
11/30/2017 Nov/17 int	0.00	2,755.18	3,485,371.28
12/31/2017 Dec/17 Int	-54,000.00	3,154.49	3,434,525.77
First Quarter 12/31/17	2,376,942.75	8,683.77	
	2,376,942.75	1,057,583.02	3,434,525.77
1/31/2018 Jan/18 int	0.00	3,516.26	3,438,042.03
2/28/2018 Feb/18 Int	0.00	3,318.50	3,441,360.53
3/31/2018 Mar/18 Int	0.00	4,134.96	3,445,495.49
Second quarter 03/31/18	0.00	10,969.72	
Total Qtr 1 and Qtr 2	2,376,942.75	1,068,552.74	3,445,495.49
4/30/2018 Apr/18 Int	0.00	0.00	3,445,495.49
5/31/2018 May 18 Int	0.00	0.00	3,445,495.49
6/30/2018 June 18 Int	0.00	0.00	3,445,495.49
Third Quarter 06/30/18	0.00	0.00	
Total Qtr 1, 2 3	2,376,942.75	1,068,552.74	3,445,495.49
7/31/2018 Jul 18 Int	0.00	0.00	3,445,495.49
8/31/2018 Aug 18 Int	0.00	0.00	3,445,495.49
9/30/2018 Sep 18 Int	0.00	0.00	3,445,495.49
Fourth Quarter 09/30/18	0.00	0.00	
TOTAL FOR YEAR 10/17-09/18	2,376,942.75	1,068,552.74	3,445,495.49
TOTAL INTEREST THIS YEAR	2017/2018	19,653.49	

FUNDS MGMT -1158-COMBO	Principal	Interest	Balance
9/30/2017 Bal fwd	597,347.25	3,698.70	601,045.95
10/31/2017 Oct/17 int	0.00	482.70	601,528.65
11/30/2017 Nov/17 int	0.00	482.58	602,011.23
12/31/2017 Dec/17 Int	0.00	574.85	602,586.08
First Quarter 12/31/17	0.00	1,540.13	
	597,347.25	5,238.83	602,586.08
1/31/2018 Jan/18 int	0.00	630.46	603,216.54
2/28/2018 Feb/18 Int	0.00	590.96	603,807.50
3/31/2018 Mar/18 Int	0.00	737.80	604,545.30
Second quarter 03/31/18	0.00	1,959.22	
Total Qtr 1 and Qtr 2	597,347.25	7,198.05	604,545.30
4/30/2018 Apr/18 Int	0.00	0.00	604,545.30
5/31/2018 May 18 Int	0.00	0.00	604,545.30
6/30/2018 June 18 Int	0.00	0.00	604,545.30
Third Quarter 06/30/18	0.00	0.00	
Total Qtr 1, 2 3	597,347.25	7,198.05	604,545.30
7/31/2018 Jul 18 Int	0.00	0.00	604,545.30
8/31/2018 Aug 18 Int	0.00	0.00	604,545.30
9/30/2018 Sep 18 Int	0.00	0.00	604,545.30
Fourth Quarter 09/30/18	0.00	0.00	
TOTAL FOR YEAR 10/17-09/18	597,347.25	7,198.05	604,545.30
TOTAL INTEREST THIS YEAR	2017/2018	3,499.35	

**INVESTMENTS BY QUARTER 10/17-09/18
Annual Report**

AIM 62038-COMBO	Principal	Interest	Balance
9/30/2017 Bal fwd	2,060,876.69	1,139,811.21	3,200,687.90
10/31/2017 Oct/17 int		2,535.03	3,203,222.93
11/30/2017 Nov/17 int		2,509.18	3,205,732.11
12/31/2017 Dec/17 Int		2,908.74	3,208,640.85
First Quarter 12/31/17	0.00	7,952.95	
	2,060,876.69	1,147,764.16	3,208,640.85
1/31/2018 Jan/18 int		3,276.43	3,211,917.28
2/28/2018 Feb/18 Int		3,070.20	3,214,987.48
3/31/2018 Mar/18 Int		3,794.45	3,218,781.93
Second quarter 03/31/18	0.00	10,141.08	
Total Qtr 1 and Qtr 2	2,060,876.69	1,157,905.24	3,218,781.93
4/30/2018 Apr/18 Int	0.00	0.00	3,218,781.93
5/31/2018 May 18 Int	0.00	0.00	3,218,781.93
6/30/2018 June 18 Int	0.00	0.00	3,218,781.93
Third Quarter 06/30/18	0.00	0.00	
Total Qtr 1, 2 3	2,060,876.69	1,157,905.24	3,218,781.93
7/31/2018 Jul 18 Int	0.00	0.00	3,218,781.93
8/31/2018 Aug 18 Int	0.00	0.00	3,218,781.93
9/30/2018 Sep 18 Int	0.00	0.00	3,218,781.93
Fourth Quarter 09/30/18	0.00	0.00	
TOTAL FOR YEAR 10/17-09/18	2,060,876.69	1,157,905.24	3,218,781.93
TOTAL INTEREST THIS YEAR	2017/2018	18,094.03	