

#2 8C2

JAN 26 2021

Consent-Treasurer

Commissioners Court-Regular Meeting

TO: Montgomery County Commissioners Court

FROM: Melanie Bush, Treasurer

DATE: 01/26/2021

SUBJECT: Consider and approve the Quarterly Investment Report for Quarter Ending December 31, 2020.

Attachments

Quarterly Investment Report for Q ending December 31, 2020.



MELANIE K. BUSH
MONTGOMERY COUNTY TREASURER

501 North Thompson, Suite 201, Conroe, Texas 77301

P.O. Box 1307, Conroe, Texas 77305

Phone: (936) 539-7844

Fax: (936) 760-6960

FY 2020-2021 QUARTERLY INVESTMENT REPORT
ENDING DECEMBER 2020

Pursuant to Local Government Code 2256.023 I, Melanie K. Bush, Montgomery County Treasurer and Investment Officer do hereby submit The Quarterly Investment Report to the Montgomery County Commissioner's Court for approval and for recording in the minutes of the Court and with the Montgomery County Clerk. The Investment Statements are reconciled monthly.


All investments are in compliance with both the Public Funds Investment Act and the Montgomery County Investment Policy. As determined by the Investment Committee, the investment strategy is passive, which maintains a liquid cash flow and safety of the investment as priorities.

The following documents contain a summary statement of each pooled fund group that states the beginning book value and the ending book value along with the fully accrued interest. For the purposes of Local Investment Pools and Certificates of Deposit, the market value and the book value approximate to the same value. The Montgomery County Investment Officer has no control or authority in the decisions of said Investment Pools as to how the investments are diversified. All banks follow the directive that all certificates of deposit shall be at a federally insured depository institution and the full amount of the principal and accrued interest is insured by the United States.

Furthermore, The Investment Pools are in compliance with Government Code 2256.016 and specifically to the reporting requirements of sections(c) (1) and (2). The Certificates of Deposit are in compliance with Government Code 2256.010

I, Melanie K. Bush, County Treasurer of Montgomery County, Texas, who being fully sworn upon oath says that the within and foregoing report is true and correct to the best of her knowledge.

Filed and accompanying vouchers this, the 19 day of January, 2021.




Melanie K. Bush, Montgomery County Treasurer

THE STATE OF TEXAS
COUNTY OF MONTGOMERY
AFFIDAVIT


The Commissioners' Court of Montgomery County, TX hereby certifies that they have reviewed the Quarterly Investment Report as presented, hereby approve the report and request that it be filed with the official minutes of this meeting. In addition, the below signatures affirm that the Investment Report complies with statutes as referenced. Local Government Code 2256.023 and the affidavit states the ending quarterly balance of investments that are in the custody of the County Treasurer equals 147,503,446.63.



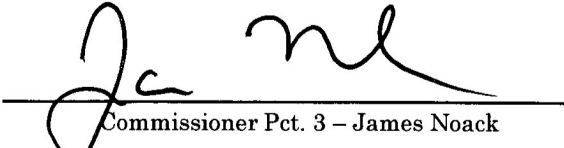
County Judge, Mark Keough



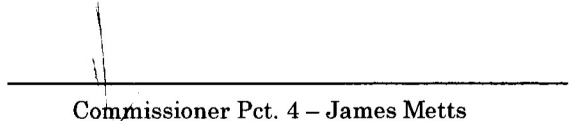
Commissioner Pct. 1 – Robert Walker



Commissioner Pct. 2 – Charlie Riley





Commissioner Pct. 3 – James Noack



Commissioner Pct. 4 – James Metts

Subscribed and sworn to before me, the County Judge and the County Commissioners of Montgomery County, Texas, each respectively on this _____ day of JAN 26 2021 20_____.





NOTARY PUBLIC STATE OF Texas
My commission expires: 3/20/22



Montgomery County, TX
Melanie K. Bush
501 North Thompson Suite 201
Conroe, TX 77301
(936) 539-7844

QUARTERLY INVESTMENT REPORT FOR PERIOD ENDED DECEMBER 31, 2020

SUBMITTED TO: COMMISSIONERS COURT, MONTGOMERY COUNTY
PREPARED BY: JAN AVERY, INVESTMENT MANAGER
PREPARED FOR: MELANIE K. BUSH, COUNTY TREASURER

This report is made in accordance with provisions of Govt. code 2256, The Public Funds Investment Act, amended effective September 1, 2011, which require quarterly reporting of investment transactions for county funds to the Commissioners Court. The investments held in Montgomery County's portfolio comply with the Public Funds Investment Act and with the County's Investment Policy and Strategies.

CASH AVAILABILITY

Cash in our depository bank is kept at a minimum with excess funds being invested and matured to meet payroll and accounts payable requirements. A cash report is prepared Weekly and at the end of the month on the Woodforest Bank accounts. Average Daily Collected Balance in Woodforest National Bank, our depository bank, for the quarter October through December for the past two years.

	Avg. Daily Coll. Balance 2020	Avg. Daily Coll. Balance 2019
OCTOBER	\$306,414,106.01	\$208,576,287.16
NOVEMBER	\$322,804,108.78	\$214,348,392.89
DECEMBER	\$313,218,602.97	\$225,444,365.81

We have depository contracts with Woodforest National Bank and JP Morgan Chase Bank The contracts are for 05/13/17 through 05/12/2021. Amegy Bank is the Depository for the Tax Assessor.

MONTGOMERY COUNTY QUARTERLY INVESTMENT REPORT
 QUARTER ENDING DECEMBER 31, 2020

	INVESTMENTS	
	Amt of Dollars Invested 2020	Amt of Dollars Invested 2019
OCTOBER	\$145,898,226.54	\$261,486,362.14
NOVEMBER	\$146,671,109.11	\$241,581,394.83
DECEMBER	\$147,503,446.63	\$241,820,673.31

The amount currently invested at 12/31/2020 is \$ 147,503,446.63 which includes interest posted for the month of December 2020 for MCTX and MCTRA accounts.

**DIRECT INVESTMENTS MUNI
 BONDS**

State University of NY	\$1,771,297.43	7/1/2021
Fall River MA Go Muni	\$15,071,269.94	2/5/2021
Vining Sparks - FHLB	\$2,000,000.00	2/18/2021
Hudson County NJ	\$1,001,048.25	2/19/2021
Count of Miami Dade	\$4,994,965.59	4/1/2023
Harris County Tax Bond	\$1,266,372.16	5/15/2022
Fort Bend County Muni	\$320,737.68	3/1/2021
Fort Bend County Muni	\$258,940.12	3/1/2022
Total Direct Investments- December December 31, 2020		\$26,684,631.17

**MCTRA - TRUST ACCOUNTS WITH
 REGIONS BANK**

2018 DSR BOND PROCEEDS- [REDACTED]	\$6,003,608.92	
2018 PROJ SUB ACCOUNT- [REDACTED]	\$6,859,751.90	
2018 DSR BOND PROCEEDS- [REDACTED]	\$1,842,512.56	
2018 OPS/MAIN [REDACTED]	\$516,812.94	
2018 RESERVE FUND- [REDACTED]	\$1,000,040.36	
2018 Debt Service- [REDACTED]	\$89,518.19	
MCTRA -RESERVE - [REDACTED]	\$778,985.70	
MCTRA PROJ. ENH [REDACTED]	\$3,524,120.86	
2018 renew/repl- [REDACTED]	\$145,836.45	\$20,761,187.88

**MONTGOMERY COUNTY QUARTERLY INVESTMENT REPORT
QUARTER ENDING DECEMBER 31, 2020**

CERTIFICATES OF DEPOSIT

		Maturity
Spirit of Texas Bank - CD - 1.76%	\$7,102,699.16	2/12/2021
Veritex Bank - CD - 1.70	\$10,128,160.07	3/22/2022
Guaranty Comm. Bank - CD - 1.76%	\$4,762,014.59	2/4/2022
Veritex Bank - CD - 1.15%	\$10,086,894.31	9/13/2021
Spirit of Texas Bank- CD 0.95%	\$15,083,747.63	5/14/2021
Spirit of Texas Bank- CD 0.95%	\$10,055,831.76	8/14/2021
Total CD's		\$57,219,347.52

VARIOUS MUTUAL FUND ACCOUNTS	\$35,673,354.83	\$35,673,354.83
---	-----------------	------------------------

**MONEY MARKET BANK
ACCOUNTS**

Guaranty Comm Bank - MM - 0.30	\$2,312,770.63	
Guaranty Comm Bank - MM - 0.30	\$4,852,154.60	\$7,164,925.23

Total Direct Inves. Mutual Funds, MCTRA, Bank MM and CD's		\$147,503,446.63
--	--	-------------------------

SAS 99 requires the auditor to identify and assess risk that may result in a misstatement due to fraud. The Treasurer, as the Chief Investment Officer, acknowledges that risks may occur. Risks may be associated with the selection of broker/dealers, diversification of investments and investment limitations. Through adherence to the Investment Policy and the Internal Controls listed in the policy, these risks are reduced. The Treasurer is actively reducing investment risk in several ways. Applications for broker/dealers are reviewed and selected by the Treasurer and the Investment Committee.

To reduce risk of diversification of investments and investment limitations, reports of investments purchased are prepared for Commissioners Court and audited by the Auditor's office. Lastly, to protect against potential fraud and embezzlement, the investments are secured through third party custody and safekeeping procedures. These programs and controls should mitigate the risk that may result in a misstatement due to fraud.



MONTGOMERY COUNTY DETAILED INVESTMENT PORTFOLIO
Fiscal Year 2020 - 2021
QUARTERLY REPORT AS OF DECEMBER 31, 2020

Montgomery County, TX
Melanie K. Bush
501 North Thompson Suite 201
Conroe, TX 77301
(936) 539-7844

CUSIP / Investment #	Issuer	Purchase Date	Par Value	Market Value	Book Value	12/31/2020 Stated Rate	Days to Maturity	YTM/C	Maturity Date
General Fund									
Compounding Cert of Deposits									
[REDACTED]	GUARANTY BANK	9/1/2020	4,495,571.56	4,495,571.56	4,495,571.56	1.760	399	1.760	2/4/2022
[REDACTED]	SPIRIT OF TEXAS BANK	9/1/2020	10,055,831.76	10,055,831.76	10,055,831.76	0.950	225	0.950	8/14/2021
[REDACTED]	SPIRIT OF TEXAS BANK	9/1/2020	7,102,699.16	7,102,699.16	7,102,699.16	1.760	42	1.760	2/12/2021
[REDACTED]	SPIRIT OF TEXAS BANK	9/1/2020	15,083,747.63	15,083,747.63	15,083,747.63	0.950	133	0.950	5/14/2021
[REDACTED]	VERITEX COMMUNITY BANK	9/1/2020	10,086,894.31	10,086,894.31	10,086,894.31	1.150	255	1.150	9/13/2021
[REDACTED]	VERITEX COMMUNITY BANK	9/1/2020	10,128,160.07	10,128,160.07	10,128,160.07	1.710	445	1.710	3/22/2022
Federal Agency Coupon Securities									
[REDACTED]	Federal Home Loan Bank	2/18/2020	2,000,000.00	2,012,834.00	2,000,000.00	1.500	48	1.500	2/18/2021
Money Market Accounts									
[REDACTED]	GUARANTY BANK	9/1/2020	2,312,770.63	2,312,770.63	2,312,770.63	0.300	1	0.300	
[REDACTED]	GUARANTY BANK	9/18/2020	38,528.10	38,528.10	38,528.10	0.300	1	0.300	
Municipal Bonds									
[REDACTED]	COUNTY OF MIAMI DADE FL	9/30/2020	5,000,000.00	4,994,965.59	4,994,965.59	0.420	273	0.738	4/1/2023
[REDACTED]	FALL RIVER MA GO MUNI	3/19/2020	15,000,000.00	15,153,450.00	15,071,269.94	3.000	35	1.057	2/5/2021
[REDACTED]	FT BEND CNTY MUNI	6/5/2020	320,000.00	323,276.80	320,737.68	3.000	59	1.605	3/1/2021
[REDACTED]	FT BEND CNTY MUNI	6/5/2020	255,000.00	262,792.80	258,940.12	3.000	424	1.652	3/1/2022
[REDACTED]	HARRIS COUNTY TAX BOND	4/9/2020	1,265,000.00	1,293,690.20	1,266,372.16	2.102	499	2.021	5/15/2022
[REDACTED]	HUDSON COUNTY NJ	2/20/2020	1,000,000.00	1,010,150.00	1,001,048.25	1.700	49	0.607	2/19/2021
[REDACTED]	STATE UNIVERSITY OF NY	5/6/2020	1,770,000.00	1,790,107.20	1,771,297.43	1.850	181	1.700	7/1/2021
Mutual Funds									
[REDACTED]	AIM FUNDS	9/1/2020	0.00	0.00	0.00				
[REDACTED]	FUNDS MANAGEMENT	9/1/2020	0.00	0.00	0.00				
[REDACTED]	LOGIC INVESTMENTS	9/1/2020	0.00	0.00	0.00	0.135	1	0.135	
[REDACTED]	PROVIDENT	9/1/2020	0.00	0.00	0.00		1	0.050	
[REDACTED]	TEXAS CLASS	9/1/2020	0.00	0.00	0.00	0.135	1	0.135	
[REDACTED]	TEXPOOL INVESTMENTS	9/1/2020	11,138.96	11,138.96	11,138.96	0.077	1	0.077	



TEXPOOL INVESTMENTS	9/1/2020	0.00	0.00	0.00	0.077	1	0.077
TEXSTAR INVESTMENTS	9/1/2020	0.00	0.00	0.00	0.636	1	0.636
		<u>\$85,925,342.18</u>	<u>\$86,156,608.77</u>	<u>\$85,999,973.35</u>			

Road & Bridge

**Money Market
Accounts**



GUARANTY BANK	9/18/2020	3,127,913.78	3,127,913.78	3,127,913.78	0.300	1	0.300
---------------	-----------	--------------	--------------	--------------	-------	---	-------

Mutual Funds



AIM FUNDS	9/1/2020	0.00	0.00	0.00			
FUNDS MANAGEMENT	9/1/2020	0.00	0.00	0.00			
LOGIC INVESTMENTS	9/1/2020	13,730,106.94	13,730,106.94	13,730,106.94	0.157	1	0.157
TEXSTAR INVESTMENTS	9/1/2020	321,508.57	321,508.57	321,508.57	0.636	1	0.636
		<u>\$17,179,529.29</u>	<u>\$17,179,529.29</u>	<u>\$17,179,529.29</u>			

Law Library

**Money Market
Accounts**



GUARANTY BANK	9/18/2020	301,194.29	301,194.29	301,194.29	0.300	1	0.300
---------------	-----------	------------	------------	------------	-------	---	-------

Mutual Funds



AIM FUNDS	9/1/2020	0.00	0.00	0.00			
PROVIDENT	9/1/2020	0.00	0.00	0.00			
		<u>\$301,194.29</u>	<u>\$301,194.29</u>	<u>\$301,194.29</u>			

**CO. CLK. REC.
MGMT &
PRESERV.**

Mutual Funds



TEXAS CLASS	9/1/2020	2,888,696.03	2,888,696.03	2,888,696.03	0.135	1	0.135
		<u>\$2,888,696.03</u>	<u>\$2,888,696.03</u>	<u>\$2,888,696.03</u>			

**DIST. CLK REC.
MGMT &
PRESERV**

Mutual Funds



TEXAS CLASS	9/1/2020	137,010.25	137,010.25	137,010.25	0.135	1	0.135
		<u>\$137,010.25</u>	<u>\$137,010.25</u>	<u>\$137,010.25</u>			

**DC RECORDS
PRESERV.**

Mutual Funds

██████████	TEXAS CLASS	9/1/2020	83,286.10	83,286.10	83,286.10	0.135	1	0.135
			<u>\$83,286.10</u>	<u>\$83,286.10</u>	<u>\$83,286.10</u>			

CNTY & DIST

Mutual Funds

██████████	TEXAS CLASS	9/1/2020	170,699.68	170,699.68	170,699.68	0.135	1	0.135
			<u>\$170,699.68</u>	<u>\$170,699.68</u>	<u>\$170,699.68</u>			

Contracts Election Service

Mutual Funds

██████████	TEXPOOL INVESTMENTS	9/1/2020	74,292.34	74,292.34	74,292.34	0.077	1	0.077
			<u>\$74,292.34</u>	<u>\$74,292.34</u>	<u>\$74,292.34</u>			

GRANT

Mutual Funds

██████████	TEXSTAR INVESTMENTS	9/1/2020	692,279.86	692,279.86	692,279.86	0.636	1	0.636
			<u>\$692,279.86</u>	<u>\$692,279.86</u>	<u>\$692,279.86</u>			

Debt Service

Money Market Accounts

██████████	GUARANTY BANK	9/18/2020	651,584.77	651,584.77	651,584.77	0.300	1	0.300
------------	---------------	-----------	------------	------------	------------	-------	---	-------

Mutual Funds

██████████	AIM FUNDS	9/1/2020	0.00	0.00	0.00			
	FUNDS MANAGEMENT	9/1/2020	0.00	0.00	0.00			
	PROVIDENT	9/1/2020	0.00	0.00	0.00			
	TEXAS CLASS	9/1/2020	40,849.95	40,849.95	40,849.95	0.135	1	0.135
	TEXPOOL INVESTMENTS	9/1/2020	582,436.75	582,436.75	582,436.75	0.077	1	0.077
			<u>\$1,274,871.47</u>	<u>\$1,274,871.47</u>	<u>\$1,274,871.47</u>			

CP REV. TOLL BONDS 2010

Compounding Cert of Deposits

██████████	GUARANTY BANK	9/1/2020	266,443.03	266,443.03	266,443.03	1.760	399	1.760	2/4/2022
------------	---------------	----------	------------	------------	------------	-------	-----	-------	----------

Mutual Funds

██████████	TEXAS CLASS	9/1/2020	2,727,268.18	2,727,268.18	2,727,268.18	0.135	1	0.135
			<u>\$2,993,711.21</u>	<u>\$2,993,711.21</u>	<u>\$2,993,711.21</u>			

CP RB 2012

Money Market
Accounts

██████████
Mutual Funds
██████████

GUARANTY BANK	9/18/2020	732,933.66	732,933.66	732,933.66	0.300	1	0.300
PROVIDENT	9/1/2020	<u>0.00</u>	<u>0.00</u>	<u>0.00</u>			
		<u>\$732,933.66</u>	<u>\$732,933.66</u>	<u>\$732,933.66</u>			

CP RB 2016

Mutual Funds
██████████

LOGIC INVESTMENTS	9/1/2020	<u>5,011,388.19</u>	<u>5,011,388.19</u>	<u>5,011,388.19</u>	0.157	1	0.157
		<u>\$5,011,388.19</u>	<u>\$5,011,388.19</u>	<u>\$5,011,388.19</u>			


CP RB 2016A

Mutual Funds
██████████

LOGIC INVESTMENTS	9/1/2020	<u>9,202,393.03</u>	<u>9,202,393.03</u>	<u>9,202,393.03</u>	0.157	1	0.157
		<u>\$9,202,393.03</u>	<u>\$9,202,393.03</u>	<u>\$9,202,393.03</u>			

Total 126,667,627.58 126,898,894.17 126,742,258.75

SIGNED

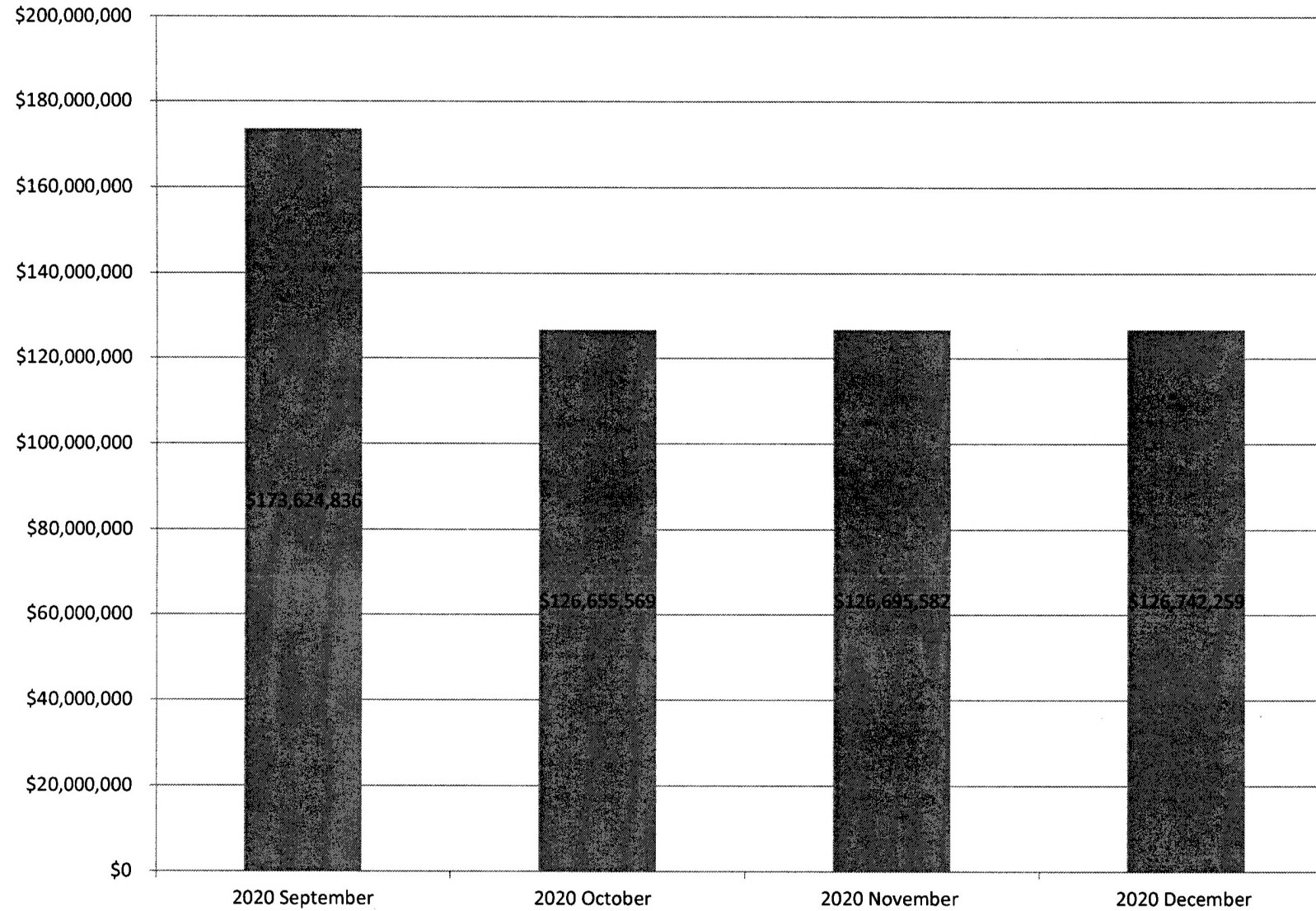

MELANIE K. BUSH, COUNTY TREASURER

DATED

01/19/2021

MONTGOMERY COUNTY INVESTMENTS – SEPTEMBER 2020 THROUGH DECEMBER 2020

Book Value History





MONTGOMERY COUNTY TOLL ROAD DETAILED INVESTMENT PORTFOLIO
 Fiscal Year 2020 - 2021
 QUARTERLY REPORT AS OF DECEMBER 31, 2020

Montgomery County, TX
 Melanie K. Bush
 501 North Thompson Suite 201
 Conroe TX 77301
 (936)-539-7844

CUSIP / Investment #	Issuer	Purchase Date	Par Value	Market Value	Book Value	Stated Rate	Days to Maturity	YTM/C	Maturity Date
2018 PROJECT									
Money Market Accounts									
	FIDELITY	9/1/2020	<u>6,859,751.90</u> \$6,859,751.90	<u>6,859,751.90</u> \$6,859,751.90	<u>6,859,751.90</u> \$6,859,751.90	0.000	1	0.000	
RENEW/REPL *5959									
Money Market Accounts									
	FIDELITY	9/1/2020	<u>1,000,040.36</u> \$1,000,040.36	<u>1,000,040.36</u> \$1,000,040.36	<u>1,000,040.36</u> \$1,000,040.36	0.000	1	0.000	
2018 DEBT SERVICE									
Money Market Accounts									
	FIDELITY	9/1/2020	<u>89,518.19</u> \$89,518.19	<u>89,518.19</u> \$89,518.19	<u>89,518.19</u> \$89,518.19	0.000	1	0.000	
2018 DSR BOND *5955									
Money Market Accounts									
Treasury Strips									
	FIDELITY	9/1/2020	8,796.55	8,796.55	8,796.55	0.000	1	0.000	
	U.S. Treasury	7/3/2018	<u>6,415,000.00</u> \$6,423,796.55	<u>5,994,812.37</u> \$6,003,608.92	<u>5,994,812.37</u> \$6,003,608.92	2.461	45	2.604	2/15/2021
2018 CAP INT *5963									
GIC/GAC									
	CITIGROUP GLOBAL MARKETS INC	9/1/2020	1,824,604.79	1,824,604.79	1,824,604.79	0.000	1	0.000	
Money Market Accounts									
	FIDELITY	9/1/2020	<u>17,907.77</u> \$1,842,512.56	<u>17,907.77</u> \$1,842,512.56	<u>17,907.77</u> \$1,842,512.56	0.000	1	0.000	
RENEW/REPLACE									
Money Market Accounts									
	FIDELITY	9/1/2020	<u>145,836.45</u> \$145,836.45	<u>145,836.45</u> \$145,836.45	<u>145,836.45</u> \$145,836.45	0.000	1	0.000	

PROJECT ENHACE

Money Market Accounts

FIDELITY	9/1/2020	<u>3,524,120.86</u>	<u>3,524,120.86</u>	<u>3,524,120.86</u>	0.000	1	0.000
		\$3,524,120.86	\$3,524,120.86	\$3,524,120.86			

REVENUE FUND *5930

Money Market Accounts

FIDELITY	9/1/2020	<u>778,985.70</u>	<u>778,985.70</u>	<u>778,985.70</u>	0.000	1	0.000
		\$778,985.70	\$778,985.70	\$778,985.70			


OPS & MAINT
RESERVE

Money Market Accounts

FIDELITY	9/1/2020	<u>516,812.94</u>	<u>516,812.94</u>	<u>516,812.94</u>	0.000	1	0.000
		\$516,812.94	\$516,812.94	\$516,812.94			

Total	21,181,375.51	20,761,187.88	20,761,187.88				
-------	---------------	---------------	---------------	--	--	--	--

SIGNED


MELANIE K. BUSH, COUNTY TREASURER

DATED

01/19/2021



**MONTGOMERY CO TOLL ROAD
Portfolio Management
Portfolio Summary
October 31, 2020**

Montgomery County, TX
Melanie K. Bush
501 North Thompson Suite 201
Conroe, TX 77301
(936)539-7844

Investments	Par Value	Market Value	Book Value	% of Portfolio	Term	Days to Maturity	YTM 360 Equiv.	YTM 365 Equiv.
Treasury Strips	6,415,000.00	5,994,812.37	5,994,812.37	31.15	958	106	2.568	2.604
Money Market Accounts	11,429,821.15	11,429,821.15	11,429,821.15	59.40	1	1	0.000	0.000
GIC/GAC	1,818,023.67	1,818,023.67	1,818,023.67	9.45	1	1	0.000	0.000
Investments	19,662,844.82	19,242,657.19	19,242,657.19	100.00%	299	34	0.800	0.811

Total Earnings	October 31 Month Ending
Current Year	113.89
Average Daily Balance	20,088,985.61
Effective Rate of Return	0.01%

Melanie K. Bush *11/10/2020*

 MELANIE BUSH, COUNTY TREASURER

Reporting period 10/01/2020-10/31/2020

Run Date: 11/09/2020 - 14:38

No fiscal year history available

Portfolio MTRA
CC
PM (PRF_PM1) 7.3.11
Report Ver. 7.3.11

MONTGOMERY CO TOLL ROAD
Portfolio Management
Portfolio Details - Investments
October 31, 2020

CUSIP	Investment #	Issuer	Average Balance	Purchase Date	Par Value	Market Value	Book Value	Stated Rate	Fitch	YTM 365	Days to Maturity	Maturity Date
Treasury Strips												
	10009	U.S. Treasury		07/03/2018	6,415,000.00	5,994,812.37	5,994,812.37	2.461		2.604	106	02/15/2021
Subtotal and Average			5,994,812.37		6,415,000.00	5,994,812.37	5,994,812.37			2.604	106	
Money Market Accounts												
	10000	FIDELITY		09/01/2020	627,930.20	627,930.20	627,930.20			0.000	1	
	10001	FIDELITY		09/01/2020	89,516.69	89,516.69	89,516.69			0.000	1	
	10002	FIDELITY		09/01/2020	8,796.41	8,796.41	8,796.41			0.000	1	
	10003	FIDELITY		09/01/2020	516,804.30	516,804.30	516,804.30			0.000	1	
	10004	FIDELITY		09/01/2020	104,168.05	104,168.05	104,168.05			0.000	1	
	10005	FIDELITY		09/01/2020	1,000,023.65	1,000,023.65	1,000,023.65			0.000	1	
	10006	FIDELITY		09/01/2020	2,144,533.02	2,144,533.02	2,144,533.02			0.000	1	
	10007	FIDELITY		09/01/2020	6,920,141.36	6,920,141.36	6,920,141.36			0.000	1	
	10008	FIDELITY		09/01/2020	17,907.47	17,907.47	17,907.47			0.000	1	
Subtotal and Average			12,278,465.50		11,429,821.15	11,429,821.15	11,429,821.15			0.000	1	
GIC/GAC												
	10010	CITIGROUP GLOBAL MARKETS INC		09/01/2020	1,818,023.67	1,818,023.67	1,818,023.67			0.000	1	
Subtotal and Average			1,815,707.74		1,818,023.67	1,818,023.67	1,818,023.67			0.000	1	
Total and Average			20,088,985.61		19,662,844.82	19,242,657.19	19,242,657.19			0.811	34	

MONTGOMERY COUNTY INVESTMENTS
Portfolio Management
Portfolio Details - Cash
October 31, 2020

CUSIP	Investment #	Issuer	Average Balance	Purchase Date	Par Value	Market Value	Book Value	Stated Rate	YTM/C 360	YTM/C 365	Days to Maturity
Average Balance			0.00								0
Total Cash and Investments			159,944,458.45		126,544,877.69	126,775,871.36	126,655,569.35		0.893	0.905	172

Run Date: 11/09/2020 - 11:28



MONTGOMERY COUNTY INVESTMENTS
Portfolio Management
Portfolio Summary
October 31, 2020

Montgomery County, TX
 Melanie K. Bush
 501 North Thompson Suite 201
 Conroe, TX 77301
 (936)539-7844

Investments	Par Value	Market Value	Book Value	% of Portfolio	Term	Days to Maturity	YTM/C 360 Equiv.	YTM/C 365 Equiv.
Federal Agency Coupon Securities	2,000,000.00	2,012,834.00	2,000,000.00	1.58	366	109	1.479	1.500
Municipal Bonds	24,610,000.00	24,828,059.67	24,720,591.66	19.52	476	183	1.068	1.083
Compounding Cert of Deposits	57,109,003.63	57,109,003.63	57,109,003.63	45.09	359	298	1.270	1.288
Mutual Funds	35,664,423.99	35,664,423.99	35,664,423.99	28.16	1	1	0.245	0.248
Money Market Accounts	7,161,550.07	7,161,550.07	7,161,550.07	5.65	1	1	0.345	0.350
Investments	126,544,977.69	126,775,871.36	126,655,569.35	100.00%	261	172	0.893	0.905

Total Earnings	October 31 Month Ending	Fiscal Year To Date
Current Year	119,796.63	445,701.70
Average Daily Balance	159,944,458.45	
Effective Rate of Return	0.88%	

Melanie K. Bush 11/10/2020

 MELANIE BUSH, COUNTY TREASURER

Reporting period 10/01/2020-10/31/2020

Run Date: 11/09/2020 - 11:28

Portfolio MCTX
 AC
 PM (PRF_PM1) 7.3.11
 Report Ver. 7.3.11

MONTGOMERY COUNTY INVESTMENTS
Portfolio Management
Portfolio Details - Investments
October 31, 2020

CUSIP	Investment #	Issuer	Average Balance	Purchase Date	Par Value	Market Value	Book Value	Stated Rate	YTM/C 360	YTM/C 365	Days to Maturity	Maturity Date
Mutual Funds												
	10024	PROVIDENT		09/01/2020	0.00	0.00	0.00	0.050	0.049	0.050	1	
	10025	PROVIDENT		09/01/2020	0.00	0.00	0.00	0.050	0.049	0.050	1	
	10026	PROVIDENT		09/01/2020	0.00	0.00	0.00	0.050	0.049	0.050	1	
	10011	TEXPOOL INVESTMENTS		09/01/2020	11,137.00	11,137.00	11,137.00	0.150	0.148	0.150	1	
	10012	TEXPOOL INVESTMENTS		09/01/2020	582,332.92	582,332.92	582,332.92	0.150	0.148	0.150	1	
	10013	TEXPOOL INVESTMENTS		09/01/2020	74,279.03	74,279.03	74,279.03	0.150	0.148	0.150	1	
	10014	TEXPOOL INVESTMENTS		09/01/2020	0.00	0.00	0.00	0.160	0.158	0.160	1	
	10028	TEXAS CLASS		09/01/2020	40,840.13	40,840.13	40,840.13	0.220	0.216	0.220	1	
	10029	TEXAS CLASS		09/01/2020	2,726,613.24	2,726,613.24	2,726,613.24	0.272	0.268	0.272	1	
	10030	TEXAS CLASS		09/01/2020	83,266.10	83,266.10	83,266.10	0.272	0.268	0.272	1	
	10031	TEXAS CLASS		09/01/2020	2,888,002.32	2,888,002.32	2,888,002.32	0.220	0.216	0.220	1	
	10032	TEXAS CLASS		09/01/2020	136,977.35	136,977.35	136,977.35	0.220	0.216	0.220	1	
	10033	TEXAS CLASS		09/01/2020	170,658.69	170,658.69	170,658.69	0.220	0.216	0.220	1	
	10049	TEXAS CLASS		09/01/2020	0.00	0.00	0.00	0.220	0.216	0.220	1	
	10034	TEXSTAR INVESTMENTS		09/01/2020	692,279.86	692,279.86	692,279.86	0.116	0.114	0.116	1	
	10035	TEXSTAR INVESTMENTS		09/01/2020	0.00	0.00	0.00	0.116	0.114	0.116	1	
	10036	TEXSTAR INVESTMENTS		09/01/2020	321,371.73	321,371.73	321,371.73	0.116	0.114	0.116	1	
	Subtotal and Average		68,652,967.32		35,664,423.99	35,664,423.99	35,664,423.99	0.245	0.248	1		
Money Market Accounts												
	10037	GUARANTY BANK		09/01/2020	2,311,681.16	2,311,681.16	2,311,681.16	0.350	0.345	0.350	1	
	10050	GUARANTY BANK		09/18/2020	38,509.95	38,509.95	38,509.95	0.350	0.345	0.350	1	
	10051	GUARANTY BANK		09/18/2020	651,277.83	651,277.83	651,277.83	0.350	0.345	0.350	1	
	10052	GUARANTY BANK		09/18/2020	301,052.41	301,052.41	301,052.41	0.350	0.345	0.350	1	
	10053	GUARANTY BANK		09/18/2020	3,126,440.33	3,126,440.33	3,126,440.33	0.350	0.345	0.350	1	
	10054	GUARANTY BANK		09/18/2020	732,588.39	732,588.39	732,588.39	0.350	0.345	0.350	1	
	Subtotal and Average		7,159,547.44		7,161,550.07	7,161,550.07	7,161,550.07	0.345	0.350	1		
	Total and Average		159,844,458.45		126,544,977.69	126,775,871.36	126,655,569.35	0.893	0.905	172		

MONTGOMERY COUNTY INVESTMENTS
Portfolio Management
Portfolio Details - Investments
October 31, 2020

CUSIP	Investment #	Issuer	Average Balance	Purchase Date	Par Value	Market Value	Book Value	Stated Rate	YTM/C 360	YTM/C 365	Days to Maturity	Maturity Date
Federal Agency Coupon Securities												
	10003	Federal Home Loan Bank		02/18/2020	2,000,000.00	2,012,834.00	2,000,000.00	1.500	1.479	1.500	109	02/18/2021
Subtotal and Average			2,000,000.00		2,000,000.00	2,012,834.00	2,000,000.00		1.479	1.500	109	
Municipal Bonds												
	10005	FALL RIVER MA GO MUNI		03/19/2020	15,000,000.00	15,153,450.00	15,104,393.35	3.000	1.042	1.057	96	02/05/2021
	10006	FT BEND CNTY MUNI		06/05/2020	320,000.00	323,276.80	321,475.37	3.000	1.583	1.605	120	03/01/2021
	10009	FT BEND CNTY MUNI		06/05/2020	255,000.00	262,792.80	259,502.99	3.000	1.629	1.652	485	03/01/2022
	10010	HARRIS COUNTY TAX BOND		04/09/2020	1,265,000.00	1,293,690.20	1,266,538.82	2.102	1.993	2.021	560	05/15/2022
	10004	HUDSON COUNTY NJ		02/20/2020	1,000,000.00	1,010,150.00	1,002,358.55	1.700	0.598	0.607	110	02/19/2021
	10056	COUNTY OF MIAMI DADE FL		09/30/2020	5,000,000.00	4,994,592.67	4,994,592.67	0.420	0.728	0.738	334	04/01/2023
	10008	STATE UNIVERSITY OF NY		05/06/2020	1,770,000.00	1,790,107.20	1,771,729.91	1.850	1.677	1.700	242	07/01/2021
Subtotal and Average			25,069,285.14		24,610,000.00	24,828,059.67	24,720,591.66		1.068	1.063	183	
Compounding Cert of Deposits												
	10044	GUARANTY BANK		09/01/2020	4,475,828.86	4,475,828.86	4,475,828.86	1.760	1.736	1.760	460	02/04/2022
	10045	GUARANTY BANK		09/01/2020	265,272.92	265,272.92	265,272.92	1.760	1.736	1.760	460	02/04/2022
	10038	SPIRIT OF TEXAS BANK		09/01/2020	10,039,885.40	10,039,885.40	10,039,885.40	0.950	0.937	0.950	286	08/14/2021
	10039	SPIRIT OF TEXAS BANK		09/01/2020	7,081,971.67	7,081,971.67	7,081,971.67	1.760	1.736	1.760	103	02/12/2021
	10040	SPIRIT OF TEXAS BANK		09/01/2020	15,059,828.09	15,059,828.09	15,059,828.09	0.950	0.937	0.950	194	05/14/2021
	10041	VERITEX COMMUNITY BANK		09/01/2020	10,058,056.62	10,058,056.62	10,058,056.62	1.150	1.134	1.150	316	09/13/2021
	10046	VERITEX COMMUNITY BANK		09/01/2020	10,128,160.07	10,128,160.07	10,128,160.07	1.710	1.687	1.710	506	03/22/2022
Subtotal and Average			57,062,658.55		57,109,003.63	57,109,003.63	57,109,003.63		1.270	1.268	298	
Mutual Funds												
	10015	AIM FUNDS		09/01/2020	0.00	0.00	0.00	0.090	0.089	0.090	1	
	10016	AIM FUNDS		09/01/2020	0.00	0.00	0.00	0.090	0.089	0.090	1	
	10018	AIM FUNDS		09/01/2020	0.00	0.00	0.00	0.090	0.089	0.090	1	
	10047	AIM FUNDS		09/01/2020	0.00	0.00	0.00	0.090	0.089	0.090	1	
	10000	FUNDS MANAGEMENT		09/01/2020	0.00	0.00	0.00	0.040	0.039	0.040	1	
	10001	FUNDS MANAGEMENT		09/01/2020	0.00	0.00	0.00	0.040	0.039	0.040	1	
	10002	FUNDS MANAGEMENT		09/01/2020	0.00	0.00	0.00	0.040	0.039	0.040	1	
	10019	LOGIC INVESTMENTS		09/01/2020	13,726,558.18	13,726,558.18	13,726,558.18	0.257	0.253	0.257	1	
	10020	LOGIC INVESTMENTS		09/01/2020	5,010,092.89	5,010,092.89	5,010,092.89	0.257	0.253	0.257	1	
	10021	LOGIC INVESTMENTS		09/01/2020	0.00	0.00	0.00	0.257	0.253	0.257	1	
	10022	LOGIC INVESTMENTS		09/01/2020	9,200,014.55	9,200,014.55	9,200,014.55	0.257	0.253	0.257	1	
	10023	PROVIDENT		09/01/2020	0.00	0.00	0.00	0.050	0.049	0.050	1	

Portfolio MCTX
AC
PM (PRF_PM2) 7.3.11